

# Understanding entangled spins in QED

Hai-Jun Wang\*

*Center for Theoretical Physics and School of Physics, Jilin University, Changchun 130023, China*

W. T. Geng

*Department of Physics, Qingdao University, Qingdao 266071, China and  
School of Materials Science & Engineering, University of Science and  
Technology Beijing, Beijing 100083, China*

The stability of two entangled spins dressed by electrons is studied by calculating the scattering phase shifts. The interaction between electrons is interpreted by fully relativistic QED and the screening effect is described phenomenologically in the Debye exponential form  $e^{-\alpha r}$ . Our results show that if the (Einstein-Podolsky-Rosen-) EPR-type states are kept stable under the interaction of QED, the spatial wave function must be parity-dependent. The spin-singlet state  $s = 0$  and the polarized state  $\frac{1}{\sqrt{2}}(|+-\rangle - | -+\rangle)$  along the z-axis give rise to two different kinds of phase shifts. Interestingly, the interaction between electrons in the spin-singlet pair is found to be attractive. Such an attraction could be very useful when we extract the entangled spins from superconductors. A mechanism to filter the entangled spins is also discussed.

PACS numbers: 03.65.Nk, 03.65.Ud, 03.67.Mn

\*E-mail address: whj@mail.jlu.edu.cn

Quantum entanglement has wide applications in many information processing protocols, such as quantum teleportation [1], quantum communication and quantum computation [2], and the development of these quantum technologies depends strongly on both the properties of the entangled states and our capability to produce them. The strongly correlated quantum states were first obtained for photons in 1950 [3], and soon after Bohm expressed the EPR state with entangled spins [4]. Following these approach, Bell put forward his famous inequality [5] in 1964, and it was firmly demonstrated years later in experiments involving only massless photons [6]. Recently, the entangled spins dressed by relatively isolated electrons in solid-state materials appear to many researchers as a promising candidate for the carrier of the EPR states that are required by quantum information processing [7].

The mechanisms for generating the entanglement of electron spins fall roughly into two types: one concerns specific systems in solid states [8], such as generating entangled electron spins via quantum dots or magnetic impurities, extracting Cooper pairs out of superconductors and etc.. The other employs special techniques by combining entanglement with the effects of identity [9, 10], special relativity [11-14], or electron-electron interaction within the entangled pair [15, 16, 17, 18]. Among the second type of mechanisms, of special interests are the space-spin entanglement transfer [10-13] and generating entanglement by dynamical scattering [17, 18]. However, serving as information carriers, the entangled spins are required to be stable enough when used to store and transport information. The question comes up is what conditions should be satisfied by the spatial wave function if the spin-singlet pair is to be kept stable under the interaction between electrons in solids.

On the other hand, a difficulty encountered in entanglement generation is to overcome decoherence caused by the separation of an entangled pair [19] and the interaction between constituent particles [20]. Therefore, a full understanding of the electron-electron interaction in the entangled pair is helpful in the design and control of entanglement. One category of theoretical mechanisms (thought experiment) to produce electron entanglement mainly cope with the interaction between electrons through the process of scattering. Previous studies either employ only an oversimplified Hamiltonian [15, 16], or analyze the scattering processes using quantum statistics or some elaborately designed inputs [18] instead of calculating the amplitude of scattering. In this paper we will describe the intra-pair spin interaction in a complete form covering all terms related to the spin operators and calculate the amplitude of scattering. Hence, knowledge gained in this work is fundamental and will be instructive in constructing any realistic models of generating entanglement of fermions.

In what follows we focus our investigation on the stability of the EPR state  $\frac{1}{\sqrt{2}}(|\uparrow\downarrow\rangle - |\downarrow\uparrow\rangle)$  by calculating the scattering phase shifts. The interaction between entangled electrons is described by fully relativistic QED. The method of phase shift has been widely used in many areas such as particle physics and nuclear physics, but it can only be applied to specific systems when interactions fall off more rapidly than coulomb potential  $1/r$  [21]. In nature, as we know, it is hard to find pure coulomb potential. Therefore, if we are to examine the interaction between electrons that are entangled together, it is advisable to include the screening effect. Here, motivated by the idea of applying Debye theory [22] to the electrolyte, fluid, and dilute ions [23], we introduce a simple factor  $e^{-\alpha r}$  ( $r$  is the distance between the two electrons) to phenomenologically illustrate this effect. In this picture, the total potential actually falls off more rapidly than coulomb potential. In solid, while the electrons are moving, the crystal lattice made up of

ions with positive charges and spins around the electrons will be distorted, yielding a screening effect.

To understand the generation and evolution of the degree of entangled electron spins, Liu and Chen studied the interaction between the entangled electrons [16]. The authors analyzed the entanglement of two identical electrons with an interaction (neither covariant nor screened) interpreted by the nonrelativistic QED, and showed that the entangled spin-triplet states can evolve into states bearing no spin-entanglement, whereas the spin-singlet state remains stable in the scattering process. However, as shown in the following, our results suggest that to make the spin-singlet state stable under the electromagnetic interaction, some limitations on the angular momentum must be added to the spatial wave function.

Here, we take the spin-singlet state of two electrons as initial and final scattering states to calculate the phase shifts. To make a comparative study, two methods of directly making total spin  $s = 0$  (Method A) [unpolarizing case] and polarizing the orientation of the constituent spins (Method B) are employed. To avoid confusion, we use  $\frac{1}{\sqrt{2}}(|\uparrow\downarrow\rangle - |\downarrow\uparrow\rangle)$  to denote general  $s = 0$  eigen state appeared in Method A and  $\frac{1}{\sqrt{2}}(|+-\rangle - |-+\rangle)$  the polarized state along the z-axis appeared in Method B. In quantum mechanics, the above two expressions usually both denote a spin-singlet state. In QED, however, since we calculate the unpolarized scattering process by averaging initial spins and summing over final spins, the results will be dependent on the polarization. So here, we use these two notations to distinguish two sorts of process (Method A and B). We will see that although the total spin for both processes are  $s = 0$ , other features are drastically different. Regarding entanglement, the two states are similar; but for the derivation of scattering amplitude, they differ from each other.

For the evaluation of the electron-electron scattering phase shift with the total spin  $s = 0$  in the initial and final states by means of Method A, we need the amplitude of the scattering process  $\mathcal{M}_{fi}$ , which has the following form [24]

$$\begin{aligned}\mathcal{M}_{fi} &= (-ie)^2 [\bar{u}(\mathbf{p}_3)\gamma_\mu u(\mathbf{p}_1)\bar{u}(\mathbf{p}_4)\gamma^\mu u(\mathbf{p}_2)\frac{1}{(p_1 - p_3)^2} \\ &\quad - \bar{u}(\mathbf{p}_3)\gamma_\mu u(\mathbf{p}_2)\bar{u}(\mathbf{p}_4)\gamma^\mu u(\mathbf{p}_1)\frac{1}{(p_2 - p_3)^2}] \\ &= (-ie)^2 [\mathcal{M}_1\frac{1}{(p_1 - p_3)^2} - \mathcal{M}_2\frac{1}{(p_2 - p_3)^2}],\end{aligned}\quad (1)$$

$u(\mathbf{p})$  is the Dirac spinor defined as  $\sqrt{\frac{E+m}{2E}}\begin{pmatrix} 1 \\ \frac{\boldsymbol{\sigma}\cdot\mathbf{p}}{E+m} \end{pmatrix}$ ,  $E = \sqrt{\mathbf{p}^2 + m^2}$ . Here the amplitude form is in fact an operator form, with the wave functions for spins determined by scattering characteristics. If the injected states and scattered states are not polarized, we perform the calculations using Method A, otherwise we use Method B. The indistinguishability between the entangled electrons is automatically satisfied by the amplitude. Since this amplitude is covariant, it is allowable to choose a special reference to simplify the formalism but at the same time leave the final matrix elements unchanged. Here the center-of-mass (CoM) reference system is used. Then the electrons' initial momenta satisfy  $\mathbf{p}_1 = -\mathbf{p}_2 = \mathbf{p}$ , and the final one has  $\mathbf{p}_3 = -\mathbf{p}_4 = \mathbf{q}$ . For the elastic scattering process, the relation  $|\mathbf{p}| = |\mathbf{q}|$  is hold for the momenta. Substituting the Dirac spinors of the CoM into Eq. (1) leads to the explicit forms of  $\mathcal{M}_1$  and  $\mathcal{M}_2$  [25]:

$$\begin{aligned}\mathcal{M}_1 &= \{1 + \frac{1}{(E+m)^2} [2\mathbf{q}\cdot\mathbf{p} + 3i(\mathbf{q}\times\mathbf{p})\cdot(\sigma_1 + \sigma_2) + \mathbf{q}^2(1 - \sigma_1\cdot\sigma_2) + \mathbf{q}\cdot\sigma_1\mathbf{q}\cdot\sigma_2 \\ &\quad + 2\mathbf{q}\cdot\mathbf{p}(1 + \sigma_1\cdot\sigma_2) - \mathbf{p}\cdot\sigma_1\mathbf{q}\cdot\sigma_2 - \mathbf{q}\cdot\sigma_1\mathbf{p}\cdot\sigma_2 + \mathbf{p}^2(1 - \sigma_1\cdot\sigma_2) + \mathbf{p}\cdot\sigma_1\mathbf{p}\cdot\sigma_2] \\ &\quad + \frac{1}{(E+m)^4} [\mathbf{q}\cdot\mathbf{p} + i(\mathbf{q}\times\mathbf{p})\cdot\sigma_1][\mathbf{q}\cdot\mathbf{p} + i(\mathbf{q}\times\mathbf{p})\cdot\sigma_2]\},\end{aligned}\quad (2)$$

$$\begin{aligned}\mathcal{M}_2 &= \{1 + \frac{1}{(E+m)^2} [-2\mathbf{q}\cdot\mathbf{p} - 3i(\mathbf{q}\times\mathbf{p})\cdot(\sigma_1 + \sigma_2) + \mathbf{q}^2(1 - \sigma_1\cdot\sigma_2) + \mathbf{q}\cdot\sigma_1\mathbf{q}\cdot\sigma_2 \\ &\quad - 2\mathbf{q}\cdot\mathbf{p}(1 + \sigma_1\cdot\sigma_2) + \mathbf{p}\cdot\sigma_1\mathbf{q}\cdot\sigma_2 + \mathbf{q}\cdot\sigma_1\mathbf{p}\cdot\sigma_2 + \mathbf{p}^2(1 - \sigma_1\cdot\sigma_2) + \mathbf{p}\cdot\sigma_1\mathbf{p}\cdot\sigma_2] \\ &\quad + \frac{1}{(E+m)^4} [\mathbf{q}\cdot\mathbf{p} + i(\mathbf{q}\times\mathbf{p})\cdot\sigma_1][\mathbf{q}\cdot\mathbf{p} + i(\mathbf{q}\times\mathbf{p})\cdot\sigma_2]\}.\end{aligned}\quad (3)$$

If the  $\gamma$ -matrix  $\gamma_\mu$  in Eq. (1) changes to  $\gamma_0$ , the first part of the amplitude reduces to the one that only the interaction of point charges is included (without the interaction of magnetic moments); and if furthermore the velocities of the two electrons are very low, the interaction can be approximately described by the classical Coulomb form  $\frac{1}{r}$  [26]. In the case  $\gamma_\mu \rightarrow \gamma_0$  Eq. (2) and Eq. (3) reduce respectively to

$$\begin{aligned} \mathcal{M}_1 = & \left\{ 1 + \frac{1}{(E+m)^2} [2\mathbf{q} \cdot \mathbf{p} + i(\mathbf{q} \times \mathbf{p}) \cdot (\sigma_1 + \sigma_2)] \right. \\ & \left. + \frac{1}{(E+m)^4} [\mathbf{q} \cdot \mathbf{p} + i(\mathbf{q} \times \mathbf{p}) \cdot \sigma_1][\mathbf{q} \cdot \mathbf{p} + i(\mathbf{q} \times \mathbf{p}) \cdot \sigma_2] \right\}, \end{aligned} \quad (4)$$

and

$$\begin{aligned} \mathcal{M}_2 = & \left\{ 1 + \frac{1}{(E+m)^2} [-2\mathbf{q} \cdot \mathbf{p} - i(\mathbf{q} \times \mathbf{p}) \cdot (\sigma_1 + \sigma_2)] \right. \\ & \left. + \frac{1}{(E+m)^4} [\mathbf{q} \cdot \mathbf{p} + i(\mathbf{q} \times \mathbf{p}) \cdot \sigma_1][\mathbf{q} \cdot \mathbf{p} + i(\mathbf{q} \times \mathbf{p}) \cdot \sigma_2] \right\}. \end{aligned} \quad (5)$$

The screening effect can be phenomenologically incorporated into the propagators in Eq. (1) by introducing a factor  $e^{-\alpha r}$ , where  $\alpha$  is the inverse of Debye screening length [22] and  $r$  the distance between the two electrons. The factor can be related to the momentum propagator by applying the Fourier transformation

$$\frac{1}{(2\pi)^3} \int \frac{e^{-\alpha r}}{r} e^{i\vec{r} \cdot \vec{k}} d^3\mathbf{k} = \frac{1}{k^2 - \alpha^2}. \quad (6)$$

Obviously, if  $\alpha \rightarrow 0$  the propagator will reduce to the original form. Now we can include the screening effect by using the propagator  $1/(k^2 - \alpha^2)$  instead of  $1/k^2$  in Eq. (1). The phenomenal factor  $e^{-\alpha r}$  in the propagator is effective for both scalar and vector potential, suggesting that the magnetic moments are screened in a similar way as charges. The screening effect of magnetic moments has been confirmed by Wilson *et al* in studying the Kondo effect [27]. Although the Kondo model has been studied intensively, its entanglement structure is still unclear [28]. Up to date no studies of scattering for entangled screening electrons have been reported.

Now the phase shifts can be calculated under Born approximation, as we did in a previous study [29]

$$\delta_l^J = -\frac{1}{2} E k \mathcal{M}_{fi}^{Jl}(k). \quad (7)$$

Here  $E$  is the total energy of the two-electron system,  $k = |\mathbf{p}| = |\mathbf{q}|$  is the magnitude of the relative momenta  $\mathbf{p}$  and  $\mathbf{q}$ , and  $\mathcal{M}_{fi}^{Jl}(k)$ , with total angular momentum  $J$  and orbital angular momentum  $l$ , is the transition amplitude given by

$$\mathcal{M}_{fi}^{Jl}(k) = \frac{1}{(4\pi)^2} \sum_{m, m', m_s, m'_s} C_{lm \frac{1}{2} m_s}^{JM} C_{lm' \frac{1}{2} m'_s}^{JM} \int d\Omega(\hat{\mathbf{p}}) d\Omega(\hat{\mathbf{q}}) Y_{lm'}^*(\hat{\mathbf{q}}) Y_{lm}(\hat{\mathbf{p}}) \mathcal{M}_{fi}(\mathbf{p}, \mathbf{q}; m_s, m'_s), \quad (8)$$

where  $C_{lm \frac{1}{2} m_s}^{JM}$  are the Clebsch-Gordan coefficients,  $Y_{lm}(\hat{k})$  the spherical harmonic functions and  $\mathcal{M}_{fi}(\mathbf{p}, \mathbf{q}; m_s, m'_s)$  the matrix elements obtained directly from Eq. (1) by considering the total spins in the initial and final states:  $\mathcal{M}_{fi}(\mathbf{p}, \mathbf{q}; m_s, m'_s) = \langle s m_{s'} | \mathcal{M}_{fi} | s m_s \rangle$ . For special cases that  $s = 0$  or  $l = 0$ , i.e. without spin-orbit coupling, Eq.(8) reduces to [30]

$$\mathcal{M}_{fi}^l(k) = \frac{1}{8\pi} \int_{-1}^1 dx P_l(x) \mathcal{M}_{fi}(\mathbf{p}, \mathbf{q}; x), \quad (9)$$

where  $P_l(x)$  is the Legendre polynomial with  $x = \cos \theta$ , and  $\theta$  is the angle between  $\mathbf{p}$  and  $\mathbf{q}$ .

Now, let us evaluate the scattering phase shifts by means of Method B. The calculation of polarized amplitudes is analogous to that of a previous study [24], whereby the spinor  $u(\mathbf{p})$  in Eq. (1) is changed to  $\sqrt{\frac{E+m}{2E}} \begin{pmatrix} 1 \\ \frac{\sigma \cdot \mathbf{p}}{E+m} \end{pmatrix} \chi_\lambda$  to include the spin states  $\chi_\lambda$  [ $\lambda = 1, 2$  denote the two spin eigen states  $\begin{pmatrix} 1 \\ 0 \end{pmatrix}$  and  $\begin{pmatrix} 0 \\ 1 \end{pmatrix}$ ]. Here we assume that the momenta of initial electrons lie along the z-axis, and without losing generality, the spin directions lie along or opposite to the z-axis. The matrix elements from all possible combinations of polarized incident and scattered electrons have been listed in Ref. [24]. By imposing a proper transformation with respect to the defined polar angles of spins on these matrix elements, any other amplitudes with arbitrarily defined polarized orientation of the initial and final electrons can be obtained [24]. Expressing the  $\{s = 0, s_z = 0\}$  state with the z-component of spin angular momentum as  $\frac{1}{\sqrt{2}}(|+-\rangle - | -+\rangle)$ , the scattering matrix element between two  $\{s = 0, s_z = 0\}$  states can be formally interpreted as  $\frac{1}{\sqrt{2}}(\langle +- | -\langle -+ |) \mathcal{M}_{fi} \frac{1}{\sqrt{2}}(|+-\rangle - | -+\rangle) = \langle -+ | \mathcal{M}_{fi} | -+ \rangle - \langle +- | \mathcal{M}_{fi} | +- \rangle$ , where the two terms of RHS

are among the aforementioned list [24]. As there is no ambiguity in defining the related total angular momentum for partial waves with vanishing total spins, it can be postulated that Eq. (9) still works in this case if we replace the magnitudes with the polarized ones.

The signs of the phase shifts can be determined by realizing that while the interaction between the electrons is interpreted as the classical Coulomb form [Eq. (4)], the interacting force of the  $S$ -wave is repulsive, and thus the phase shifts are negative. The resultant phase shifts of  $S$ -,  $P$ -,  $D$ -, and  $f$ -wave from Method A are plotted in Fig. 1. The  $S$ - and  $D$ -wave phase shifts obtained with Method B are shown in Fig. 2 [31]. The  $P$ - and  $F$ -wave shifts obtained with Method B vanish for the reason we will discuss below. The phase shifts will not change their signs in a wide region of  $\alpha$  provided that  $\alpha$  is lower than the electron mass. Generally, a larger  $\alpha$  corresponds to smaller phase shifts. The dependence is illustrated in Figures 1 and 2.

Phase shifts obtained with Method A (Fig.1) and B (Fig.2) show much different features. The phase shifts from two methods for any given partial wave possess different signs. The sharp difference is presumably due to the use of different entangled spins in production as the scattering initial and final states. Although the two entanglement states all satisfy  $m_s = 0$ , those obtained with Method A seem valid for all directions and those obtained with Method B only for  $z$  direction. The most salient common feature of the two sets of phase shifts is that they are both parity-dependent. Fig. 1 shows that the forces of  $S$ - and  $D$ -wave are attractive and those of the  $P$ - and  $F$ -wave are strongly repulsive. We recall that according to the definition of parity,  $(-1)^l$ ,  $l$  is the quantum number in spherical harmonics  $Y_{lm}(\theta, \varphi)$ , the  $S$ - and  $D$ -wave are even and the  $P$ - and  $F$ -wave are odd. In Fig. 2 we see that the  $S$ - and  $D$ -wave are repulsive, the  $P$ - and  $F$ -wave, however, are all vanishing. The understanding of the parity-dependence may follow the fact that the even-parity spatial function of the two electrons combined with their  $s = 0$  antisymmetric spin wave function make up of the totally perfect antisymmetric wave function required by identical electrons. Hence, in Fig. 1 the states with the  $P$ - and  $F$ -wave spacial functions are forbidden by the strong repulsive force. In Fig. 2, however, the forbidden states of  $P$ - and  $F$ -wave are automatically removed by the special polarization in which the spin direction and its relationship to the momenta (spatial wave function) are defined simultaneously. From non-relativistic QED it is impossible to obtain the parity-dependence for the spatial wave function.

It's clear that the interaction in Method A is attractive, and that in Method B is repulsive. The attractive force deserves more attention. Its order of magnitudes can be evaluated directly from the resultant phase shifts. With the assumption that the phase shifts are approximately in proportion to the transmitted momentum  $k$  in the region under concern, Eq. (7) yields  $d\delta_l/dk \approx -2M \langle \Psi_l | V | \Psi_l \rangle \approx -2MV/(197)^3$ . For  $\alpha = 1$ , substituting the electron mass  $M = 5 \times 10^5 \text{eV}$  and  $d\delta_l/dk \approx 10^{-8}$  gives  $V \approx -10^{-8} \text{eV}$ . For a smaller  $\alpha$ , (e.g., 0.001), in low  $\mathbf{k}$  energy region,  $V \approx -10^{-4} \text{eV}$ , on just the same order of magnitudes as the force of Cooper pair in a superconductor. The results might be heuristic in the development of the spintronic devices. The contributions of each term in Eq. (2) and Eq. (3) to the attractive and/or repulsive forces can be numerically determined in a straightforward way. The attraction mainly comes from the contribution of  $\sigma_1 \cdot \mathbf{p}_1 \sigma_2 \cdot \mathbf{p}_2 + \sigma_1 \cdot \mathbf{p}_2 \sigma_2 \cdot \mathbf{p}_1$ , and the repulsion from  $\sigma_1 \cdot \sigma_2$ ,  $\sigma_1 \cdot \mathbf{p}_1 \sigma_2 \cdot \mathbf{p}_1$  and  $\sigma_1 \cdot \mathbf{p}_2 \sigma_2 \cdot \mathbf{p}_2$ . Contributions from the remaining terms such as the purely coulomb term  $\frac{1}{k^2}$  are essentially cancelled out by the subtraction of two terms in Eq.(1).

The characteristic of phase shifts obtained with Method A and B will not change if we take two-photon processes [16] and radiation corrections into account. For the two-photon processes, a similar subtraction of Eq.(1) holds too, so the leading contribution of the processes is canceled out. The remaining terms will not change the signs of the phase shifts because, multiplied by the square of coupling constant, they are negligible to the next-leading-order terms of the tree level contribution. So, there is no need to consider the two-photon processes here. The radiative corrections can be done by replacing the masses and charges in scattering amplitudes with the effective ones [32]. They will not change the sign of the calculated phase shifts for there is no electron's propagator in the amplitude. To put it another way, the screening effect can be viewed as a part of the renormalization effect [33].

In light of the above results, we propose a mechanism to produce entangled pairs of massive spin-1/2 particles. Electron pairs are first injected into a semiconductor [34] with aforementioned screening environment. In strong magnetic field spin-orbit coupling can be ignored, and then a particular relative space-wave-function of pairs, say,  $S$ -wave or  $D$ -wave can be filtered out at the beginning by adding a strong background magnetic field. Then with a electric field voltage  $V$  the pairs can be led to a square potential well with a thin square potential barrier in the middle which divides the well into two parts (see Fig. 3), the well and barrier can be formed by normal semiconductor layers [35]. Suppose that only one pair is allowed in a well for simplicity. The potential step of the well and the height of the dividing barrier are adjustable just as in practice. If the interaction is repulsive, the two electrons tend to be separated by the barrier and the possibility for either of them to tunnel through the barrier is low; whereas if the interaction is attractive as in the aforementioned spin-singlet state (Method A), the electrons tend to stay together in one side and the barrier is easy for them to tunnel through [36]. Thus the electrical conductivity of the well is very low in the former case and very high in the latter. In this way the pairs that make the well very conducting can be filtered out as the maximally entangled spins (in Method A).

In summary, we have extensively examined the properties of the interacting entangled electrons in a fully relativistic

formalism with two different methods. Although the techniques used in this work to deal with the scattering processes are standard and straightforward in QED, the idea to apply them to electrons in solid-state is very meaningful. Also, the calculation of tensor forces required in this application is quite sophisticated and not straightforward. The parity-dependence of the phase shifts yielded from both approaches suggests that if the entanglement of spins is kept stable under covariant interaction, the selection of the spacial wave function will not be arbitrary. Furthermore, we find that the spin-singlet pair  $\frac{1}{\sqrt{2}}(|\uparrow\downarrow\rangle - |\downarrow\uparrow\rangle)$  and the polarized state  $\frac{1}{\sqrt{2}}(|+-\rangle - |-+\rangle)$  correspond to two different types of phase shifts. In the former the electron-electron interaction is attractive and in the latter it is repulsive. In our thought, it is very important to demonstrate by deliberate calculations that there is an attraction between entangled electrons in screening environment. The attraction of like-charged colloids confined between walls has been observed experimentally [37], and the screening electron's attraction has since been supposed to exist by some researchers [38]. However, experimental evidence and theoretical basis for the latter were still lacking before our work report here. The attraction in principle can be tested by experiments in solid, and might be helpful in developing some devices of spintronics.

H. J. W. is grateful to Professor G. M. Zeng and Doctor P. Lyu for helpful discussions.

- 
- [1] C. H. Bennett *et al*, Phys. Rev. Lett. 70, 1895 (1993).  
[2] M.A.Nielsen and I.L. Chuang, *Quantum Computation and Quantum Information* (Cambridge University Press, Cambridge, UK, 2000).  
[3] C. S.Wu, I. Shakhov, Phys. Rev. 77 (1): 136-136 (1950) .  
[4] D. Bohm, *Quantum Theory* (Prentice-Hall Inc., New York, N. Y., 1951), pp.616.  
[5] J. S. Bell, Physics (N.Y.) 1, 195 (1964).  
[6] A. Aspect, P.Grangier, G. Roger, Phys.Rev.Lett 47, 460(1981); *ibid.* 49, 91(1982); P.G. Kwiat, K. Mattle, H. Weinfurter, A. Zeilinger, *ibid.* 75, 4337(1995);W. Tittel, J. Brendel, H. Zbinden, N.Gisin, *ibid.* 81, 3563(1998); G. Weihs, T. Jennewein, C.Simon, H. Weinfurter, A. Zeilinger, *ibid.* 81, 5039(1998); A. Aspect, Nature (London) 398, 189(1999).  
[7] B. E. Kane, Nature (London) 393,133 (1998).  
[8] S. Oh and J. Kim, Phys. Rev. B 71, 144523 (2005), cited proposals therein.  
[9] S. Oh, J. Kim, Phys. Rev. A 69, 054305 (2004); J. R. Gittings, A. J. Fisher, *ibid* 66, 032305 (2002); V. Vedral, Central Eur.J.Phys. 1, 289-306 (2003);  
[10] Y. Omar, N. Paunkovic, S. Bose, V. Vedral, Phys. Rev. A 65, 062305 (2002); N. Paunkovic, Y. Omar, S. Bose, V. Vedral, Phys. Rev. Lett. 88, 187903 (2002).  
[11] A. Peres, P. F. Scudo, D. R. Terno, Phys. Rev. Lett. 88, 230402 (2002).  
[12] P. M. Alsing, G. J. Milburn, Quantum Information & Computation 2 (6): 487-512 NOV 2002 .  
[13] R. M. Gingrich, C. Adami, Phys.Rev. Lett. 89 (2002) 270402.  
[14] H. Li, J. Du, Phys. Rev. A 68, 022108 (2003); *ibid*, 70, 012111 (2004).  
[15] J. Pachos, E. Solano, Quant. Inf. Comput. 3, 115 (2003).  
[16] R. F. Liu, C. C. Chen, Phys. Rev. A, 68, 044302 (2003).  
[17] H. Mack and M. Freyberger, Phys. Rev. A 66, 042113 (2002); C. K. Law, Phys. Rev. A 70, 062311 (2004); Jia Wang, C. K. Law, and M.-C. Chu, Phys. Rev. A 72, 022346 (2005); A. Tal and G. Kurizki, Phys. Rev. Lett. 94, 160503 (2005); A. T. Costa, Jr., S. Bose, and Y. Omar, Phys. Rev. Lett. 96, 230501 (2006); Jia Wang, C. K. Law, M.-C. Chu, arXiv preprint: quant-ph/0601041.  
[18] N. L. Harshman, Int.J.Mod.Phys. A20, 6220(2005); L. Lamata, J. Leon, E. Solano, Phys. Rev. A 73, 012335 (2006); N. L. Harshman, Phys. Rev. A 73, 062326 (2006); Lucas Lamata and Juan León, Phys. Rev. A 73, 052322 (2006); N. L. Harshman, arXiv preprint: quant-ph/0606011.  
[19] Xuedong Hu and S. Das Sarma, Phys. Rev. B 69, 115312 (2004) .  
[20] J. M. Taylor, *et al.* , Phys. Rev. Lett. 94, 236803 (2005).  
[21] Leonapd I. Schiff, *Quantum Mechanics* (McGraw-Hill, Inc., New York, U. S., 1949) pp.121.  
[22] P. Debye, and E. Huckel, Z. Physik 24,185(1923); *ibid*, 25, 97 (1924).  
[23] J.-N. Aqua, and F. Cornu, Phys. Rev. E 70, 056117 (2004) and references therein; M. Gunnarsson et al, J. Colloid and Interface Science 243,11-30(2001), and references therein; *ibid*, 249, 52-61(2002). .  
[24] P.Stehle, Phys. Rev. 110, 1458(1958).  
[25] A. I. Akhiezer and V. B.Berestetskii, *Quantum Electrodynamics*(John Wiley &Sons, London,1965), Ch.VI.  
[26] F. Mandl, G. Shaw, *Quantum Field Theory* (Jhon Wiley and Sons Ltd., 1984) pp.163.  
[27] K. G. Wilson, Rev. Mod. Phys. 47, 773 (1975) and relevant reference therein.  
[28] S. Oh, J. Kim, Phys. Rev. B 73, 052407 (2006) .

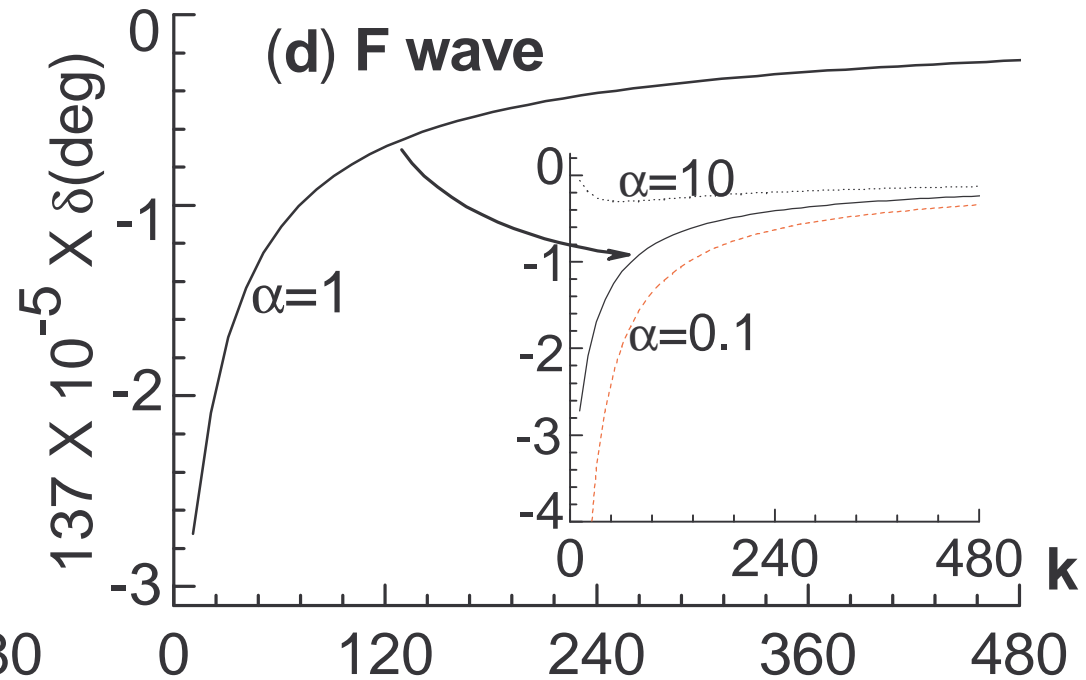
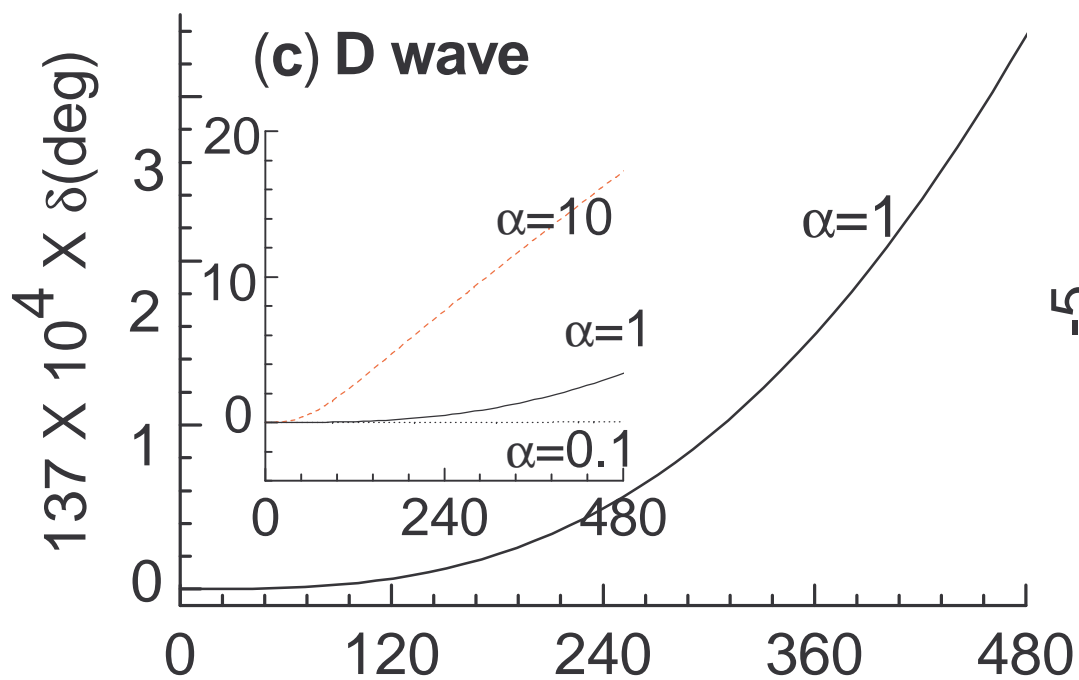
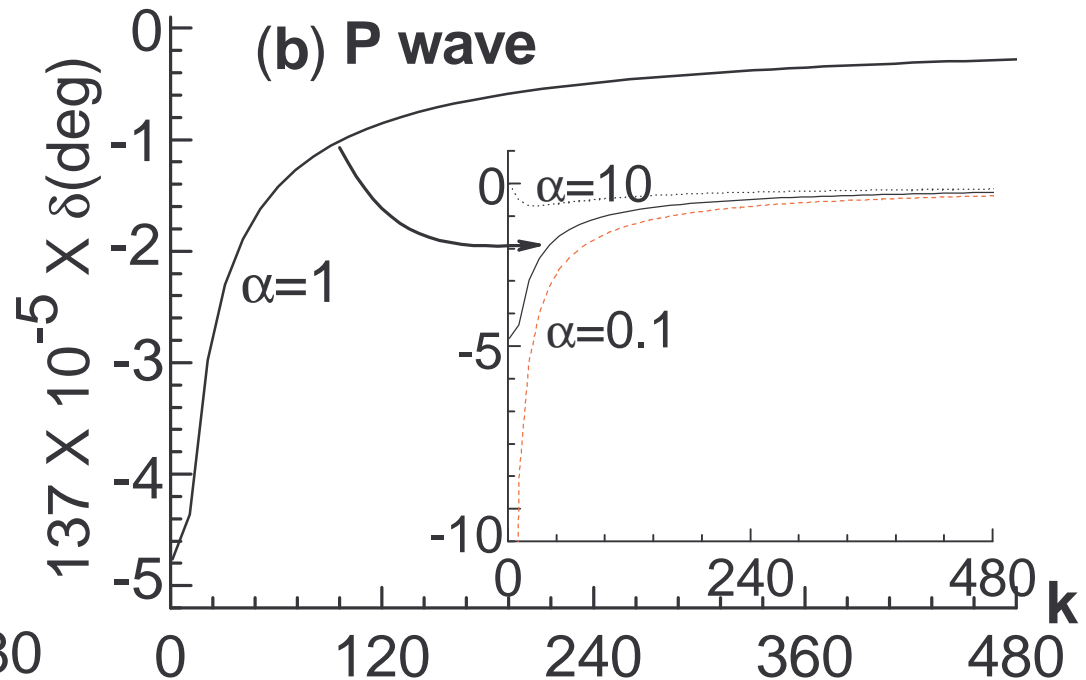
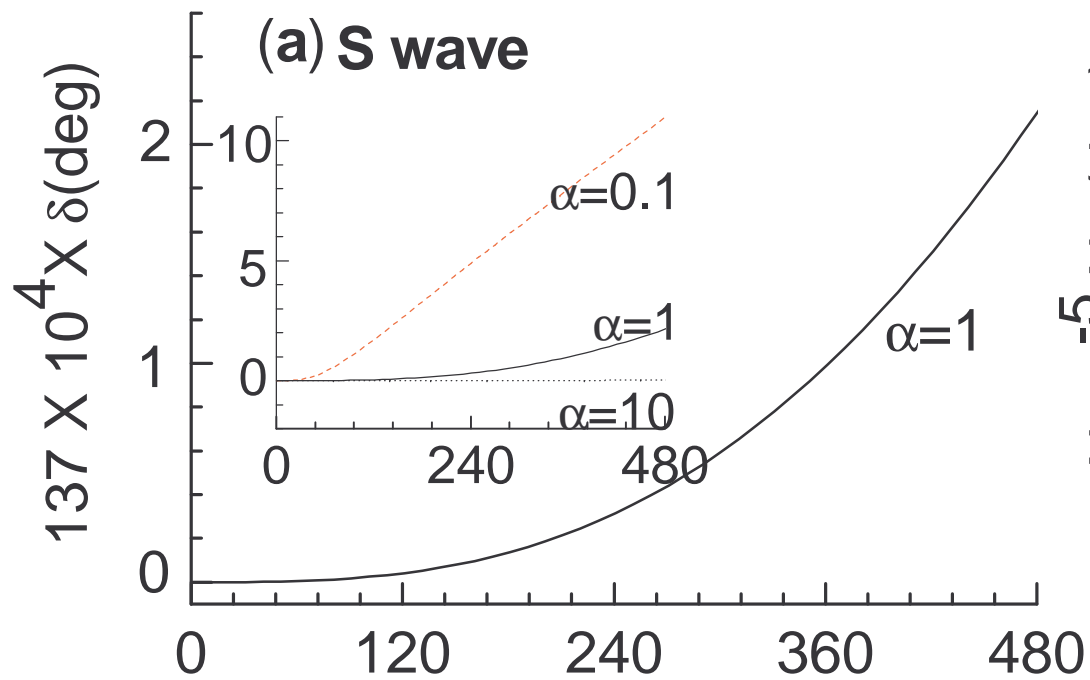
- [29] H. J. Wang, H. Yang, and J. C. Su, Phys. Rev. **C 68**, 055204 (2003).
- [30] G. Q. Zhao, X. G. Jing, and J. C. Su, Phys. Rev. **D 58**, 117503 (1998).
- [31] Here the natural unit  $197\text{eV}\cdot\text{nm} = 1$  is used for convenience of calculation and flat-footed physical meaning. For instance,  $\alpha = 1$  means screened region of a  $\sim 200\text{nm}$ .
- [32] J. C. Su, X. X. Yi and Y. H. Cao, J. Phys. G: Nucl. Part. Phys. **25**, 2325 (1999).
- [33] L. Landau, in *Niels Bohr and the Development of Physics*, ed. W. Pauli (McGraw-Hill, Inc., New York 1955).
- [34] D. S. Saraga, B. L. Altshuler, Daniel Loss, and R. M. Westervelt, Phys. Rev. B **71**, 045338 (2005).
- [35] For example see fig.1 in cond-ph/9811338 and 0206323. It is a customary way to use wells or barriers in quantum mechnics to illustrated semiconductor layers made up of different materials. Of course there are many examples in textbooks or papers, we list these references at hand.
- [36] These results of identical particles associated with the well with barries are from a exercise problem of quantum mechanics, where I have replace the bosons with fermions. Results remain similiar.
- [37] G. M. Kepler and S. Fraden, Phys. Rev. Lett. **73**, 356 (1994); A. E. Larsen and D. G. Grier, Nature (London) **385**, 230 (1997).
- [38] Ji-sheng Chen, arXiv preprint: nucl-th/0509038.

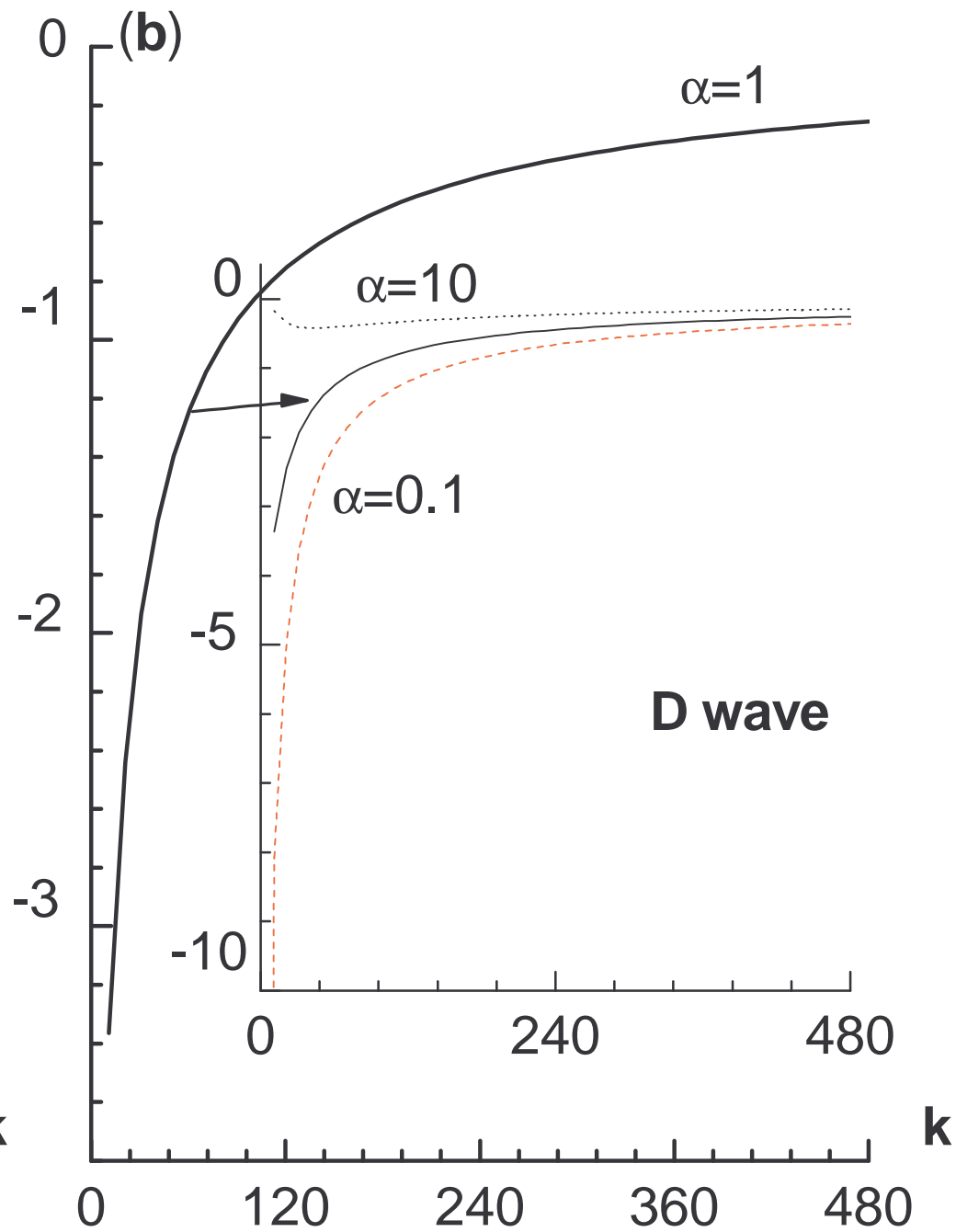
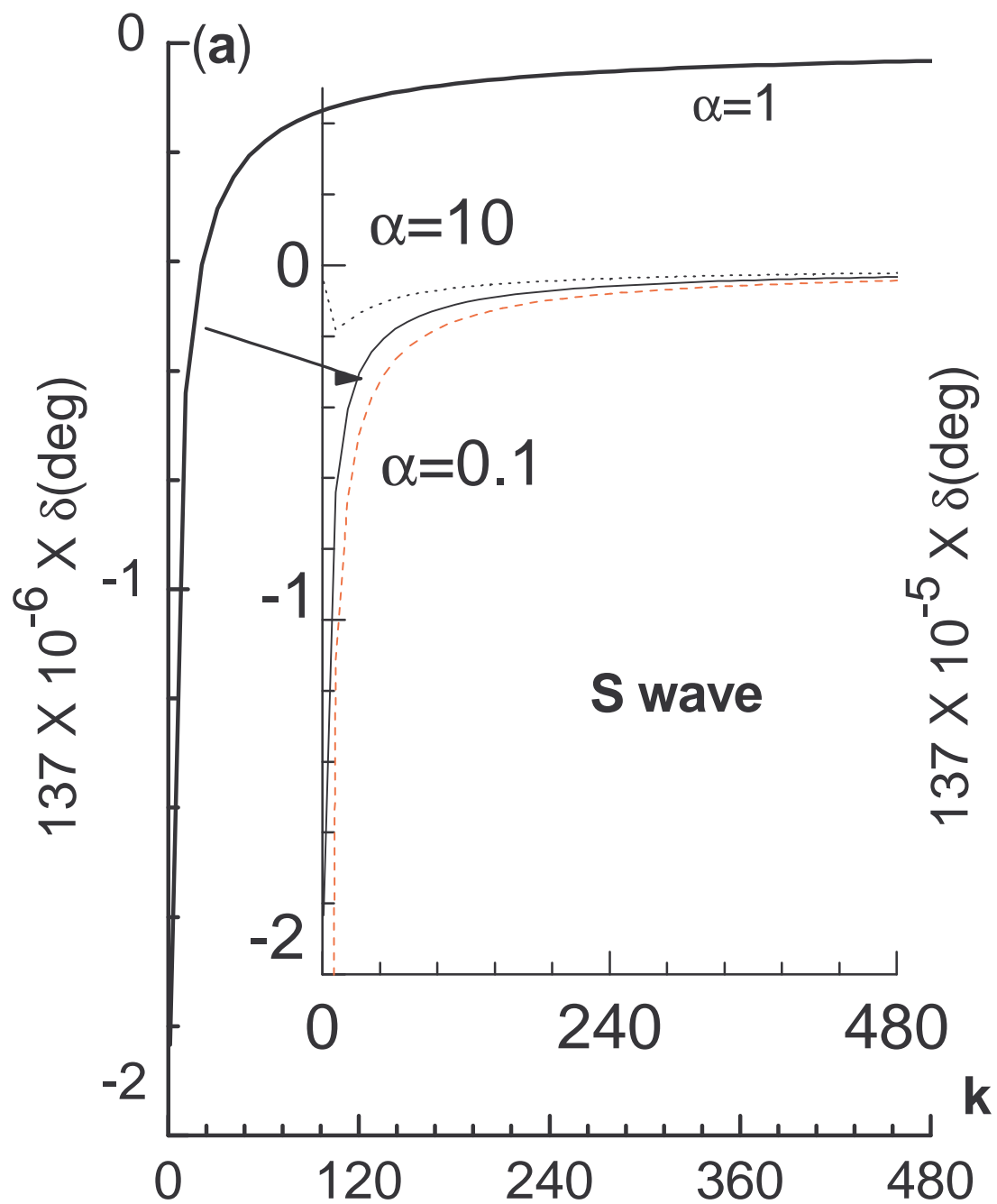
## I. FIGURE CAPTIONS

Fig. 1: The calculated electron-electron scattering phase shifts for  $S$ ,  $P$ ,  $D$ ,  $F$ -waves from Method A. The dashed, solid, and dotted lines correspond to  $\alpha = 0.1$ , 1 and 10, respectively.

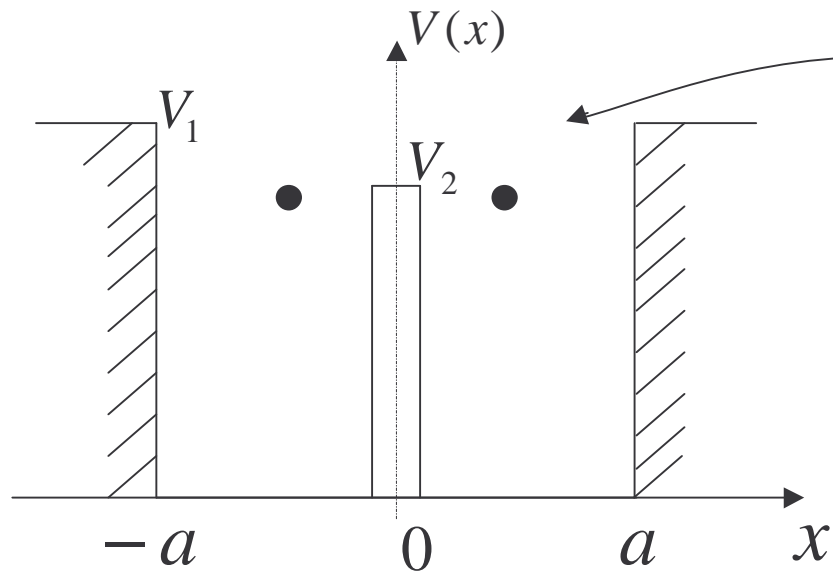
Fig. 2: The calculated electron-electron scattering phase shifts for  $S$ ,  $P$ ,  $D$ ,  $F$ -waves from Method B. The dashed, solid, and dotted lines correspond to  $\alpha = 0.1$ , 1 and 10, respectively.

Fig. 3: A square potential well with a thin square potential barrier in the middle, and a confined electron pair with  $S$ - or  $D$ -wave interactions. In spin singlet, the electrons attract each other and the device containing such wells will display high electrical conductivity; whereas in polarized case, the electron pairs will contribute little to conductance.









An electron pair with  
*S*- or *D*-wave interaction