

# Predictability sieve and quantum trajectories: For pointer states quantum unravellings are classically robust

D. A. R. Dalvit,<sup>1</sup> J. Dziarmaga,<sup>2</sup> and W. H. Zurek<sup>1</sup>

<sup>1</sup>Theoretical Division, MS B213, Los Alamos National Laboratory, Los Alamos, NM 87545, USA

<sup>2</sup>Institute of Physics and Center for Complex Systems,  
Jagiellonian University, Reymonta 4, 30-059 Krakow, Poland  
(Dated: May 24, 2019)

We study various measures of classicality of the states of open quantum systems subject to decoherence and continuous quantum measurement. Classical states are expected to be stable in spite of decoherence, and are thought to leave conspicuous imprints on the environment. Here these expected features of environment-induced superselection (einselection) are quantified using four different criteria: predictability sieve (which selects states that produce least entropy), purification time (which looks for states that are the easiest to find out from the imprint they leave on the environment), efficiency threshold (which finds states that can be deduced from measurements on a smallest fraction of the environment), and purity loss time (that looks for states for which it takes the longest to lose a set fraction of their initial purity). We show that when pointer states, the most predictable states of an open quantum system selected by the predictability sieve, are well defined, all four criteria agree that they are indeed the most classical states. We illustrate this with two examples: an underdamped harmonic oscillator, for which coherent states are unanimously chosen by all criteria, and a free particle undergoing quantum Brownian motion, for which most criteria select almost identical Gaussian states (although, in this case, predictability sieve does not select well defined pointer states.)

PACS numbers: 03.65.Yz, 42.50.Lc

## I. INTRODUCTION

Persistent monitoring of an open quantum system by its environment can single out a preferred set of states, known as pointer states. Pointer states are the most robust in spite of the interaction with the environment. That is, they entangle least with the environment, and, hence, are least perturbed by it [1, 2]. This is the essence of environment-induced superselection or einselection.

In the standard treatment of environment-induced decoherence, the search for pointer states is based on the unconditional master equation for the reduced density matrix of the system [3, 4, 5]. Unconditional dynamics is obtained after tracing over the environment, i.e., by discarding any information about the system present in the environment. Predictability sieve, introduced in [3, 4], explored and extended in [5, 6], and reviewed in [7, 8, 9], is a way to quantify predictability and, hence, classicality of states: For every pure initial state  $j_i$  of the system one assesses the loss of predictability caused by the environment by computing entropy  $H_{j_i} = -\text{Tr}_{j_i}(t) \log_{j_i}(t)$ , or some other measure of predictability (e.g., purity  $\text{Tr}(\rho_{j_i})^2$ ) from the reduced density matrix  $\rho_{j_i}(t)$  (which starts as  $\rho_{j_i}(0) = |j_i\rangle\langle j_i|$ ). The entropy is a function of time and a functional of the initial state  $j_i$ . Pointer states are obtained by minimizing  $H_{j_i}$  over  $j_i$  and demanding that the answer be robust when varying  $t$  within a reasonable range.

For example, in an underdamped harmonic oscillator coherent states are the pointer states [4]. This means that for any time longer than a fraction of the period of the oscillator, starting the evolution from a coherent state

(or some slightly squeezed state that is very close to a coherent state) maximizes predictability. For very short times (i.e. times short compared to the oscillator period) states squeezed in position tend to do better when the oscillator is coupled to the environment through position. These subtleties disappear when the rotating wave approximation is adopted, and we shall do so here. But, generally, for such short times (or, alternatively, for a free particle) equally unambiguous pointer states do not exist: the most predictable states tend to depend significantly on the time  $t$  for which the prediction is needed.

It is, of recent, increasingly recognized that one finds out states of systems indirectly by measuring the environment [3]. This recognition upgrades the role of the environment to a communication channel and a witness [9]. The dynamics of this process can be analyzed using unravellings of the unconditional master equation for the density matrix of the system [10, 11, 12]. This is not the only approach: information theory can be employed to analyse the role of the environment as a witness, perhaps even more rigorously [9, 13, 14, 15]. The program of quantum unravellings that was initiated in the nineties in the context of quantum optics [16], and has been applied in recent years to study the problem of decoherence and the quantum/classical transition using quantum unravellings of master equations for open quantum systems [10, 11, 12, 17], can be adopted to shed a light on the role of the environment as a "communication channel".

For a fixed system-environment interaction, different quantum unravellings correspond to different measurements on the environment. In particular, we demonstrated in Ref. [10] that under reasonable assumptions

pointer states remain the most robust even when a single observer (or multiple observers [11]) perform continuous quantum measurement on a part of the environment to extract information about the system. Our work also suggested that pointer states should be the easiest to find out from the environment: the same measurement scheme whose records correlate with the pointer states is the one that has the shortest purification time of any initial mixed state. This, as well as related results [14], lead one to conjecture that a single measurement strategy may optimize different classicality criteria (such as predictability sieve and purification time), and lead to the same pointer states.

In this paper we will analyze further different classicality criteria, some of them introduced recently in Ref. [12], and we will show that when pointer states are well defined, all these criteria are indeed optimized by a single strategy for monitoring the environment (that always selects the same pointer states of the system). When pointer states are imperfect, different criteria are optimized by different measurement schemes. However, at least in the examples we have encountered, all these schemes still single out almost identical, most effectively classical states. We consider two models. We first study an underdamped harmonic oscillator coupled to a zero temperature and to a finite temperature bath. As noted earlier, in this case coherent states are pointer states. We shall show that a single unravelling – balanced heterodyne – optimizes all four classicality criteria that we consider. We also study the model of a free particle undergoing quantum Brownian motion at finite temperature. A free particle does not have equally well defined pointer states: they are Gaussians that are approximately position eigenstates at high temperature, and less squeezed Gaussians at low temperatures, but the exact “shape” of the Gaussians depends on  $t$ . We show that, although in this case different classicality criteria are optimized by different measurement strategies, the states that are singled out are nearly identical in all cases.

## II. AN UNDERDAMPED HARMONIC OSCILLATOR

### A. Zero temperature bath

We consider a one dimensional harmonic oscillator with frequency  $\omega$ , position  $x$  and momentum  $p$  in a zero temperature environment of harmonic oscillators linearly coupled to the system oscillator. We consider continuous Markovian unravellings with homodyne and heterodyne detection schemes for the phonon environment. In the interaction picture and after the rotating wave approximation, which assumes that  $\omega$  is much greater than the spontaneous emission rate, the stochastic master equation (SME) describing the conditional evolution of the density matrix of the system is

$$\dot{\rho} = D[\hat{a}] dt + \frac{p}{x} dW_x H[\hat{a}] + \frac{p}{y} dW_y H[\hat{a}] + \frac{1}{2} [\hat{a}] ; \quad (1)$$

where the Lindblad term

$$D[\hat{a}] = \hat{a} \hat{a}^\dagger - \frac{1}{2} \hat{a}^\dagger \hat{a} - \frac{1}{2} \hat{a} \hat{a}^\dagger ; \quad (2)$$

describes damping and decoherence due to spontaneous emission of phonons, and

$$H[\hat{a}] = \hat{a} e^{i\phi} + \hat{a}^\dagger e^{-i\phi} - \text{Tr}[\hat{a} e^{i\phi} + \hat{a}^\dagger e^{-i\phi}] ; \quad (3)$$

is a stochastic “discovery” term that feeds back into the master equation information about the state of the system gained from measuring the environment. We use units where the spontaneous emission time is 1. Here  $\phi = \phi_x + \phi_y$  is the measurement efficiency,  $\phi$  is the phase of the local homodyne oscillator,  $dW_x$  and  $dW_y$  are uncorrelated Gaussian Wiener increments,  $dW_x = dW_y = 0$ ,  $dW_x^2 = dW_y^2 = dt$ , and  $dW_x dW_y = 0$ . The choice  $\phi_x = 0$  and  $\phi_y = 0$  corresponds to homodyne unravelling, while  $\phi_x = \phi_y = \frac{1}{2}$  to balanced heterodyne [18, 19]. As the harmonic oscillator Hamiltonian  $H$  is invariant under rotations in the  $x-p$  plane from now on we set  $\phi = 0$  without loss of generality. After fixing the measurement scheme is fully determined by the pair of numbers  $(\phi_x; \phi_y)$ .

It is useful to transform Eq.(1) to an equation for the Wigner probability distribution  $W(x;p)$ :

$$\dot{W}(x;p) = dt \hat{D}W + \frac{p}{x} dW_x [\hat{H}_0 W - W \text{Tr}(\hat{H}_0 W)] + \frac{p}{y} dW_y [\hat{H}_{\frac{1}{2}} W - W \text{Tr}(\hat{H}_{\frac{1}{2}} W)] ; \quad (4)$$

where

$$\hat{D}W = 1 + \frac{1}{2} (x \partial_x + p \partial_p) + \frac{1}{4} (\partial_x^2 + \partial_p^2) W(x;p) dt ; \quad (5)$$

and

$$\hat{H} W = \frac{p}{2} (x \cos \phi_x + p \sin \phi_x + \frac{1}{2} (\cos \phi_x \partial_x + \sin \phi_x \partial_p) W(x;p) ; \quad (6)$$

Since the unconditional ( $\phi = 0$ ) steady-state has a Gaussian Wigner distribution, and the conditional evolution preserves gaussianity, we propose a solution of the form

$$W(x;p) = e^{-\frac{1}{2} (x - \langle x \rangle(t))^2 - \frac{1}{2} (p - \langle p \rangle(t))^2 + i \langle xp \rangle(t)} ; \quad (7)$$

It is also worth noting that there exists a general argument that the most predictable states ought to be Gaussians [3]. The inverse of the variances in position,  $\langle x^2 \rangle(t)$ , and in momentum,  $\langle p^2 \rangle(t)$ , evolve deterministically even under the conditional stochastic evolution:

$$\begin{aligned} \langle x^2 \rangle(t) &= \frac{e^{2t} [\langle x^2 \rangle(0) (1 - \langle x^2 \rangle(t)) + \langle x \rangle(t)^2]}{e^{2t} [\langle x^2 \rangle(0) (1 - \langle x^2 \rangle(t)) + \langle x \rangle(t)^2]} ; \\ \langle p^2 \rangle(t) &= \frac{e^{2t} [\langle p^2 \rangle(0) (1 - \langle p^2 \rangle(t)) + \langle p \rangle(t)^2]}{e^{2t} [\langle p^2 \rangle(0) (1 - \langle p^2 \rangle(t)) + \langle p \rangle(t)^2]} ; \end{aligned} \quad (8)$$

where  $\rho_0$  and  $\sigma_0$  are initial conditions. In particular the unconditional evolution with  $x = y = 0$ ,

$$\begin{aligned} \rho(t) &= \frac{1}{1 - e^{-t} (1 - \rho_0)}; \\ \sigma(t) &= \frac{1}{1 - e^{-t} (1 - \sigma_0)}; \end{aligned} \quad (9)$$

relaxes the state to vacuum on a timescale  $t' = \max[\ln(1 - \rho_0), \ln(1 - \sigma_0)]$ . For an initial thermal state with  $\rho_0 = \sigma_0 < 1$  this relaxation time is much larger than 1.

The first criterion we consider is predictability sieve. It is well known that for an underdamped harmonic oscillator at zero temperature, preferred states – as selected by the predictability sieve – are coherent states [3, 4]: these are the initial pure states that minimize the rate of purity loss. In fact, when  $T = 0$  they are perfect pointer states in the sense that an initial coherent state ( $\rho_0 = \sigma_0 = 1$ ) remains a pure coherent state with  $\rho(t) = \sigma(t) = 1$ , see Eqs.(8), and the purity loss is identically zero [20, 21, 22]. In Fig. (1) we plot purity  $P(t) = \rho(t)\sigma(t)$  for zero temperature under unconditional evolution starting from initial pure states parametrized by one parameter as  $\rho(0) = \sigma$ ,  $\sigma(0) = 1 - \sigma$ . As already mentioned, the predictability sieve criteria is optimized for initial coherent states ( $\sigma = 1$ ). Now we will show that these states are also the most classical states according to three different criteria: purification time, efficiency threshold, and purity loss time. We will also show that a single measurement strategy, balanced heterodyne, maximizes the robustness of all those criteria. This is expected, since balanced heterodyne measures the  $x$  and  $p$  quadratures of the state on an equal footing, and a coherent state has equal variances of position and momentum.

The second criterion we consider is purification time. We start from a thermal state with  $\rho_0 = \sigma_0 = 1$ , and study how fast the state is purified via the measurement. Purity  $P(t) = \rho(t)\sigma(t)$  can be shown to evolve deterministically, so there is no need to do conditional stochastic simulations to study purification time. The initial rate of purity gain can be easily evaluated

$$\frac{dP}{dt}\bigg|_{t=0} = P \frac{1}{x+y}; \quad (10)$$

It is maximized for balanced heterodyne  $x = y = 2$ . To go beyond this simple calculation of the initial purification increase, we calculate purification time, defined as the time needed by the conditional evolution to increase purity to  $P = 0.5$ , which is halfway between the initial thermal value  $P = 0$ , and the final pure state  $P = 1$ . In Fig.(1) we plot purification time for different values of the global efficiency as a function of the measurement scheme, parametrized by  $s \in [0;1]$ :  $x = \cos^2 s/2$  and  $y = \sin^2 s/2$ . As expected, purification time is minimal for balanced heterodyne ( $s = 0.5$ ), which corresponds to a coherent state (i.e., a pointer state).

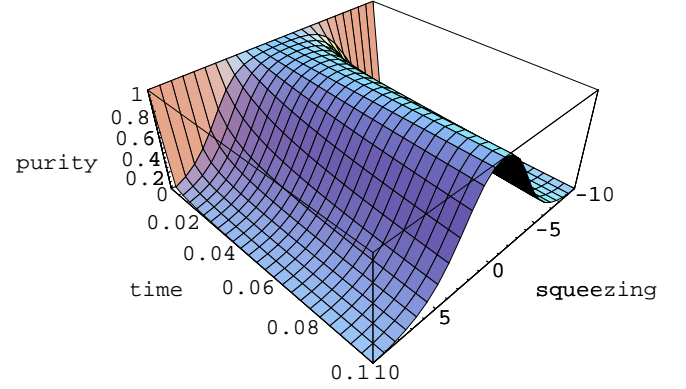


FIG. 1: Purity as a function of time under unconditional evolution at  $T = 0$  starting from an initial pure Gaussian state parametrized by a squeezing parameter  $r = \log \sigma$ . Purity is not lost for  $r = 0$ , i.e., the coherent state with  $(\rho; \sigma) = (1; 1)$ . Coherent states are perfect pointer states at  $T = 0$ , and optimize the predictability sieve criterion. Purity is initially lost for other states with  $r \neq 0$ , but finally it is recovered as the stationary vacuum state is reached. Time is measured in units of the spontaneous emission time.

The third criterion is efficiency threshold: the minimal efficiency  $\eta_{thr}$  needed to reach a threshold value of purity  $0 < P_{thr} < 1$  starting from a mixed high temperature thermal state. This criterion cannot be directly used here to discriminate between different measurement schemes because in a long time the state always relaxes to the pure vacuum state no matter what the efficiencies  $\eta_x$  and  $\eta_y$  are, even in the unconditional evolution [25]. When applied literally, the criterion always gives the trivial result  $\eta_{thr} = 0$ . This is why we study a modified criterion: we measure the minimal  $\eta_{thr}$  needed to reach a  $P_{thr}$  after a time  $t_{thr}$ . In Fig. 3 we show  $\eta_{thr}$  needed to reach  $P_{thr} = 0.5$  after  $t_{thr} = 2.5$  for different measurement schemes parametrized by  $s \in [0;1]$ :  $x = \cos^2 s/2$  and  $y = \sin^2 s/2$ . As expected, the  $\eta_{thr}$  is minimal for balanced heterodyne ( $s = 0.5$ ).

The fourth criterion is the purification loss time (proposed in [12], and called "mixing time" in that reference). The conditional trajectory has to evolve long enough for the state to become pure. Then one stops measuring the environment to see how fast the purity of the state decreases as a function of time, for different initial measurement schemes. All this has to be done before the state relaxes to vacuum. As already mentioned, for a high temperature initial state with  $\rho_0 = \sigma_0 < 1$  the unconditional evolution relaxes the state to vacuum after time  $\ln(1 - \rho_0)$ . In the limit of  $\rho_0 \rightarrow 0$  this relaxation time tends to infinity. In the same limit the conditional

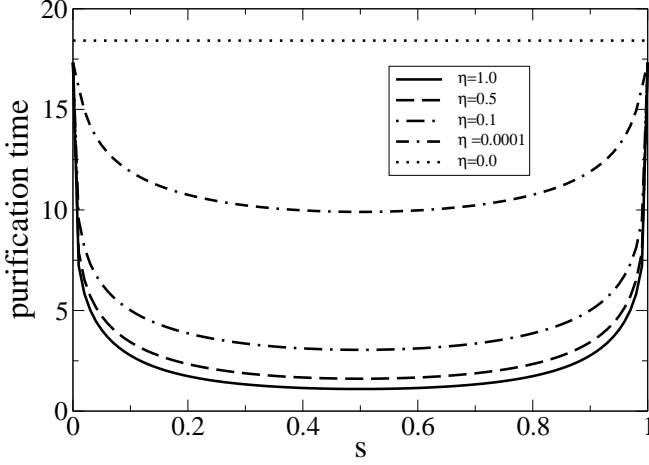


FIG. 2: Purification time as a function of the measurement scheme parameterized by  $s \in [0;1]$ :  $x = \sin^2 s \frac{s_2}{2}$  and  $y = \cos^2 s \frac{s_2}{2}$ . The initial state is a fat Gaussian state  $\rho_0 = \rho_0 = 10^{-8}$ . The temperature of the bath is zero. We note that while there is a clear optimum in Fig. (1), the very best state  $s = 0.5$  is not all that much better than  $s = 0.2$  or  $0.8$ . Thus, there is a large "halo" [23] of states that maintain purity well (and in this sense are reasonably classical).

evolution becomes

$$\rho(t) = \frac{e^{-t}}{e^{-t} + \frac{1}{x}}; \quad (11)$$

$$\rho(t) = \frac{e^{-t}}{e^{-t} + \frac{1}{y}}; \quad (12)$$

and the purity  $P(t) = \frac{P(t)}{P(t)}$  approaches 1 after a purification time  $\max[\ln(1+x), \ln(1+y)]$ . When both  $x, y \rightarrow 0$ , then the purification time is much shorter than the relaxation time (compare also Fig.2), and the conditional state collapses to a coherent state much faster than the relaxation time in the unconditional evolution. To measure the purification loss time once the pure coherent state is achieved, the evolution is switched to the unconditional evolution with  $x = y = 0$ , and the purity decay is observed. However, since all measurement strategies collapse the state to a coherent state, the subsequent unconditional evolution does not destroy the purity of this state: the amplitude of the pure coherent state smoothly relaxes to the vacuum. This infinite purification loss time is the same for all measurement schemes. Coherent states, in the case of  $T = 0$ , are perfect pointer states: once the conditional state is collapsed to a coherent state it cannot lose any purity.

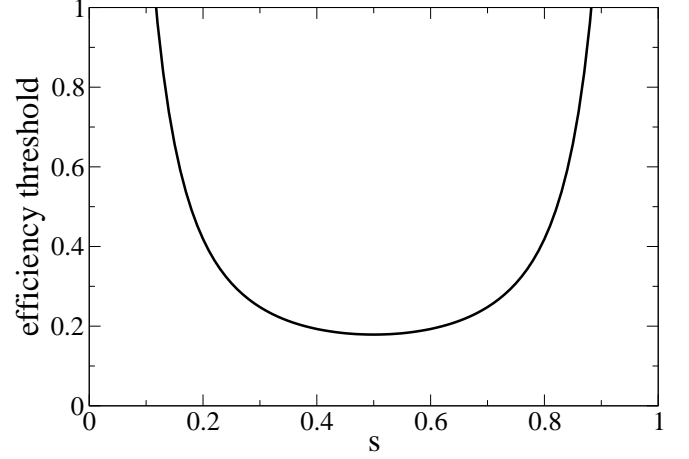


FIG. 3: The minimal efficiency threshold  $\eta_{thr}$  needed to reach the threshold efficiency  $P_{thr} = 0.5$  after the time  $t_{thr} = 2.5$  as a function of the measurement scheme parameterized by  $s \in [0;1]$ :  $x = \eta_{thr} \sin^2 s \frac{s_2}{2}$  and  $y = \eta_{thr} \cos^2 s \frac{s_2}{2}$ . The initial state and temperature are the same as in Fig. 1. A gain,  $s = 0.5$  is surrounded by a sizable "halo" of (nearly) pointer states [23].

#### B. Finite temperature bath

The SME for the harmonic oscillator coupled to a finite temperature bath at temperature  $T$  is

$$\begin{aligned} d\rho = & (n+1)D[a]dt + nD[a^\dagger]dt + \\ & \frac{P_x}{1+2n}dW_x H[(n+1)a] H[n a^\dagger] + \\ & \frac{P_y}{1+2n}dW_y H[\frac{1}{2}(n+1)a] H[\frac{1}{2}n a^\dagger]; \end{aligned}$$

where  $n = (e^{\hbar\omega/k_B T} - 1)^{-1}$  is the Bose distribution. This equation is valid in the interaction picture and after the rotating wave approximation is performed. We can write the analogous equation for the Wigner distribution. We take  $\hbar = 1$ , without loss of generality, and get

$$\begin{aligned} dW(x;p) = & dt \hat{D}W + \frac{P_x}{1+2n}dW_x [\hat{H}_x W - W \text{Tr}(\hat{H}_x W)] + \\ & \frac{P_y}{1+2n}dW_y [\hat{H}_y W - W \text{Tr}(\hat{H}_y W)]; \end{aligned} \quad (13)$$

where now

$$\hat{D}W = \left(1 + \frac{x\partial_x + p\partial_p}{2} + \frac{1+2n}{4}(\partial_x^2 + \partial_p^2)\right) W(x;p)dt;$$

and

$$\begin{aligned} \hat{H}_x W &= \frac{P_x}{2} x + \frac{1}{2}(1+2n)\partial_x W(x;p); \\ \hat{H}_y W &= \frac{P_y}{2} p + \frac{1}{2}(1+2n)\partial_p W(x;p); \end{aligned}$$



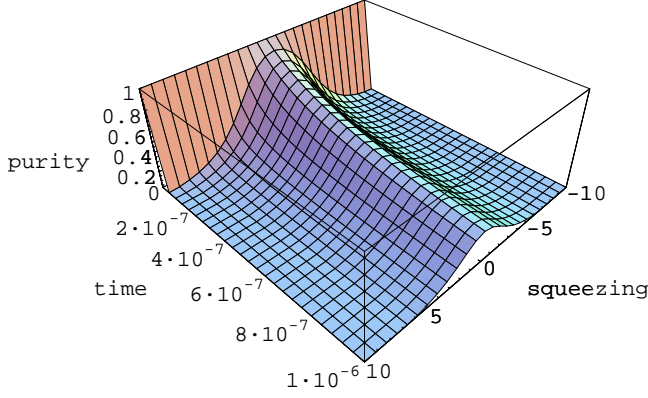


FIG. 4: Purity as a function of time under unconditional evolution at finite temperature starting from an initial pure Gaussian state parametrized by the squeezing parameter  $r = \log \frac{1}{2}$ . The temperature of the bath is  $k_B T = \hbar \omega_0 = 10^6$ , where  $\omega_0$  is the frequency of the system oscillator. Again, coherent states ( $r = 0$ ) are selected by predictability sieve, as they lose purity most slowly. For large times, all initial states lead to the same stationary state with purity  $P(\infty) = 1/(1 + 2n)$ , where  $n = 10^6$  for this temperature. Time is measured in units of the spontaneous emission time.

Assuming a Gaussian Ansatz for the Wigner function we get the deterministic equations for  $\langle x \rangle(t)$  and  $\langle p \rangle(t)$ . They are the same equations as for zero temperature, with the replacement  $\langle x \rangle(t) \rightarrow (1 + 2n) \langle x \rangle(t)$ . Hence, the solution can be straightforwardly obtained from Eq.(8).

When  $T > 0$ , the stationary state of the evolution is  $\rho_{ss} = \rho_{ss} = 1/(1 + 2n)$ , i.e., a Gaussian with variances in position and momentum larger than 1. The unconditional evolution relaxes to this stationary state on a time scale  $t'_{\max}[\ln(1/(1 + 2n))_0; \ln(1/(1 + 2n))_0]$ . An initial pure coherent state  $\rho_0 = \rho_0 = 1$  does not remain pure; it loses purity and reaches the stationary state with final purity  $P(t \rightarrow \infty) = 1/(1 + 2n) < 1$ . Predictability sieve still selects coherent states as pointer states, even at finite temperature (see Fig. 4). Also, balanced heterodyne measurement maximizes the robustness of all the criteria (purification time, efficiency threshold, and purity loss time). For an initial high temperature state such that  $(1 + 2n)_0 = (1 + 2n)_0 \gg 1$ , the unconditional evolution relaxes towards the stationary state on a very large time scale with  $P(\infty) = 1/(1 + 2n)$ , while the conditional evolution reaches the same asymptotic value of purity on a much shorter time scale, of the order of  $\max[\ln(1/(1 + 2n_x))_0; \ln(1/(1 + 2n_y))_0]$ . At finite temperatures, the purification loss time is not infinity as for  $T = 0$ : all measurement schemes lead to the same, non pure state, then the measurement is switched off, and then purity is reduced again to the same final value, irrespective of the measurement scheme. This criterion cannot distinguish measurement schemes.

In summary, all classicality robustness criteria select

the same states (coherent states) for the model of an underdamped harmonic oscillator, for all temperatures of the bath.

### III. A FREE PARTICLE UNDERGOING QUANTUM BROWNIAN MOTION AT HIGH TEMPERATURE

The high temperature conditional homodyne and heterodyne master equation for a free particle undergoing quantum Brownian motion is [12, 24]

$$\frac{d}{dt} \rho = \frac{i}{2} [p^2, \rho] + \frac{\kappa}{2} [c, [c, \rho]] + D [c, [c, \rho]] + \text{Tr}(\rho) \hbar \kappa : \quad (14)$$

Here  $\kappa$  is the total efficiency of the measurement, and the annihilation operator  $c$  is

$$c = \frac{1}{\sqrt{2}} \left( p + \frac{ip}{4T} \right) : \quad (15)$$

We use rescaled units such that the damping rate, the particle mass, Boltzmann constant, and  $\hbar$  are all unity. The complex, Gaussian Wigner increment has correlators  $\overline{dW dW} = dt$  and  $\overline{dW^2} = dt r e^{i'}$  with  $-1 \leq r \leq 1$ . It can be written in terms of two real, uncorrelated, Gaussian noises  $dW_x$  and  $dW_y$  as

$$dW = e^{i' = 2} \frac{1+r}{2} dW_x + e^{i' = 2} \frac{1-r}{2} dW_y \quad (16)$$

where  $\overline{dW_x^2} = \overline{dW_y^2} = dt$ , and  $\overline{dW_x dW_y} = 0$ . In this way, the stochastic part of the master equation Eq.(14) can be expressed as

$$d \rho^{\text{stoch}} = \frac{\kappa}{2} \overline{dW_x} H[c] + \frac{\kappa}{2} \overline{dW_y} H[c] + \frac{\kappa}{2} [c, [c, \rho]] : \quad (17)$$

Here we have denoted  $\kappa = \kappa' = 2$ ,  $\kappa_x = (1 + r) = 2$ , and  $\kappa_y = (1 - r) = 2$ . Balanced heterodyne detection corresponds to  $r = 0$ , while  $r = 1$  corresponds to homodyne measurement of the linear combination  $\kappa e^{i} + \kappa' e^{-i}$  of  $q$  and  $p$ . Hence,  $\kappa = 0$  corresponds to a measurement of  $q$ , and  $\kappa = 2$  to a measurement of  $p$ . The unconditional version of the master equation (14) was derived in Ref.[24] as Markovian approximation to the exact quantum Brownian motion master equation at high temperature. The equation is valid only when  $T \gg 1$ .

As discussed in the Introduction, the free particle undergoing quantum Brownian motion does not have well defined pointer states for any temperature of the environment. For example, at high  $T$  the Lindblad term in the master equation (14) formally dominates over the free Hamiltonian part, and predictability sieve would select eigenstates of the annihilation operator  $c$ , that correspond to Gaussian states squeezed in position. However, this answer is not robust under variations of the time  $t$  during which the criterion is applied: states squeezed

in position have a large dispersion in momentum, and the free dynamical evolution will drive the state away from the squeezed eigenstates of  $c$ . We will show below that, because of these facts, different classicality criteria are maximized for different unravellings. However, even under these circumstances the selected states are very similar Gaussians.

Just as in the model of the underdamped harmonic oscillator, the conditional dynamics Eq.(14) preserves Gaussianity. We assume a Gaussian Ansatz for the Wigner function

$$W(x;p) = \exp \left[ -\frac{1}{2} (x - x_0(t))^2 - \frac{1}{2} (p - p_0(t))^2 - \frac{1}{2} (x - x_0(t))(p - p_0(t)) + g(t) \right] \quad (18)$$

The coefficients  $\langle x \rangle(t)$ ,  $\langle p \rangle(t)$ , and  $g(t)$  evolve deterministically according to the following equations

$$\begin{aligned} \frac{d}{dt} \langle x \rangle &= \frac{1}{4T} \left( 4T \langle x \rangle^2 + 4T \langle x \rangle A_1^2 + 4T \langle y \rangle A_2^2 \right); \\ \frac{d}{dt} \langle p \rangle &= 4T \langle x \rangle^2 - \frac{1}{4T} + 2 \langle x \rangle + \frac{x}{4T} B_1^2 + \frac{y}{4T} B_2^2; \\ \frac{d}{dt} g &= \frac{1}{4T} \left( 4T \langle x \rangle + \langle x \rangle A_1 B_1 - \langle y \rangle A_2 B_2 \right); \end{aligned} \quad (19)$$

where

$$\begin{aligned} A_1 &= \sin \left( \frac{1}{4T} \right) \cos \left( \frac{1}{4T} \right); \\ A_2 &= \cos \left( \frac{1}{4T} \right) \sin \left( \frac{1}{4T} \right); \\ B_1 &= \cos \left( \frac{1}{4T} \right) \sin \left( \frac{1}{4T} \right); \\ B_2 &= \sin \left( \frac{1}{4T} \right) \cos \left( \frac{1}{4T} \right); \end{aligned}$$

To apply the predictability sieve criterion we solve the unconditional version of these equations ( $\dot{x} = \dot{y} = 0$ ) starting from different initial pure Gaussian states. The initial pure state is parametrized by two parameters  $(A; C)$  as  $\langle x \rangle(0) = 4T A$ ;  $\langle y \rangle(0) = C$  and  $\langle g \rangle(0) = [1 + \frac{1}{2} \langle x \rangle^2 + \langle y \rangle^2] = \langle g \rangle(0)$ . In this parametrization the squeezed eigenstate of  $c$  is  $(A = 1; C = 0)$ . In figure 5 we show purity  $P(t) = \frac{P(t)}{P(0)}$  after unconditional evolution for a very short time  $t = 0.1 = 4T = 2.5 \cdot 10^{-8}$  at temperature  $T = 10^6$  as a function of initial pure state  $(A; C)$ . Purity is maximal when  $(A; C)$  are approximately equal to  $(1; 0)$ , i.e., purity is maximized for the eigenstate of the squeezed operator  $c$  with  $(\langle x \rangle; \langle y \rangle) = (4T; 1 = 4T; 0)$ . As expected, at early times the evolution is dominated by the Lindblad term and it is most predictable for the eigenstates of  $c$ . In the high- $T$  limit these eigenstates tend to be position eigenstates. However, the range of figure (5) is only  $(0.9999999; 1)$ , so that after this short time the evolution is still very predictable no matter what the initial state is – the most robust states are not well distinguished from the rest.

Rather than the early times  $t' = 1 = 4T$  we found the times  $t' = 1 = 4T$  more relevant from the point of view of the predictability sieve, as then the unconditional evolution starting from the most robust initial states loses

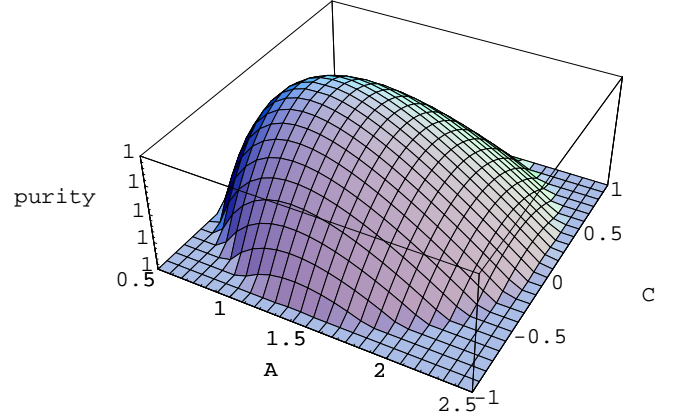


FIG. 5: Purity under unconditional evolution at  $T = 10^6$  after a short time  $t = 0.1 = 4T = 2.5 \cdot 10^{-8}$  starting from an initial pure Gaussian state parametrized by two numbers  $(A; C)$ . The parameter  $A$  is related to the squeezing of the probability distribution of the initial state, and  $C$  is related to its tilt in phase space. Purity is maximized for an initial state that is approximately parametrized by  $(A; C) = (1; 0)$ , that is, the eigenstate of the squeezed annihilation operator  $c$  with  $(\langle x \rangle; \langle y \rangle) = (4T; \frac{1}{4T}; 0)$ , which is the most predictable state after this short time of unconditional evolution. However, the vertical range of the plot is only  $(0.9999999; 1)$  – at this early time the unconditional evolution is still very predictable no matter what its initial pure state is. The most predictable eigenstates of  $c$  are not well distinguished from the rest. Rescaled units are used.

approximately one half of its initial purity, while at the same time the evolution starting from bad states is essentially not predictable at all. At  $t' = 1 = 4T$  the most robust states are well distinguished from the chaotic by the predictability sieve. In figure 6 we show purity  $P(t)$  after unconditional evolution at temperature  $T = 10^6$  at a time  $t = 2 = 4T = 10^{-3}$ . Purity is maximal when  $(A; C) = (1.75; 1.75)$  or  $(\langle x \rangle; \langle y \rangle) = (1.75 \cdot 4T; \frac{2.32}{4T}; 1.75)$ . In the high  $T$  limit these states are very different from the eigenstates of  $c$  although they also tend to approximate position eigenstates for large values of the temperature. In a strict sense predictability sieve does not select any well defined and  $t$ -independent pointer states. Nevertheless, non-local superpositions are still quickly destroyed, and lose purity much faster than the more stable and more or less localized Gaussians we have described. Therefore, for many practical purposes the states which are selected at measurement times  $t' = 1 = 4T$  may play the role of the most robust classical states. Parameters of these states scale with  $T$  as  $\langle x \rangle = \frac{1}{4T}$ ,  $\langle y \rangle = \frac{1}{4T}$ , and  $\langle g \rangle = 1$ . In the following we will see that this class of states is also preferred by the other classicality criteria.

Now we turn to the second classicality criterion, purification time. In order to quantify it we prepare the system in its unconditional stationary thermal state,

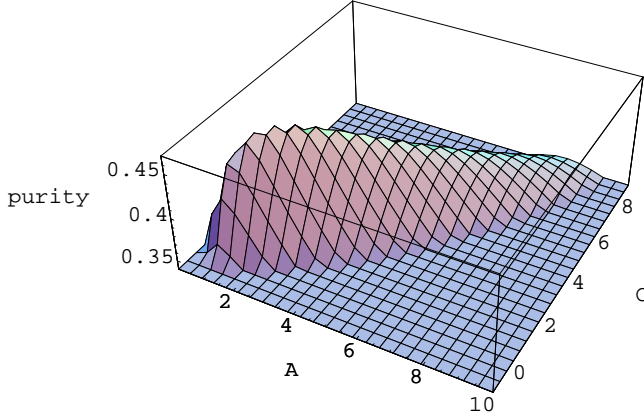


FIG. 6: Purity after unconditional evolution at  $T = 10^6$  for a time  $t = 2\sqrt{4T} = 10^3$  when the unconditional evolution starting from the most robust initial state loses approximately one half of its initial purity. Purity is maximal when  $(A; C) = (1/75; 1/75)$ , or  $(\frac{2+32}{4T}; \frac{2+32}{4T}; 1/75)$ . At this time the most predictable initial states are well distinguished from (are much more pure than) other states, which already have negligible purity. Rescaled units are used.

$\rho_0 = \rho_0 = 0$ ;  $\rho_0 = 1/2T$ . Then we compute how fast the conditional state is gaining purity  $P(t)$  depending on the measurement scheme (on the environment) defined by  $r$  and  $\theta$ . Here we assume full efficiency ( $\eta = 1$ ). The initial rate of gain of purity can be easily calculated analytically at  $t = 0$ :

$$2P'(0)P(0) = \frac{d}{dt} + \frac{d}{dt} - 2 \frac{d}{dt} \Big|_{t=0} = 1 + r \cos 2\theta$$

and it is found not to depend on  $T$ . This initial purification rate is the fastest when  $r = 1$  and  $\theta = 0$ ; , or  $r = -1$  and  $\theta = \pi/2$ . All these four solutions correspond, in fact, to the same  $x$  homodyne. The slowest initial purification is obtained for  $y$  homodyne with  $r = 1$ ;  $\theta = \pi/2$ . To go beyond the initial purification we measure the purification time, defined as the time needed by the fully efficient ( $\eta = 1$ ) conditional evolution to increase purity to  $P = 0.5$ , which is halfway between the initial thermal state value ( $P = 0$ ) and the maximal pure state value ( $P = 1$ ). Purification times for different homodyne angles at different temperatures are shown in figure 7. As expected, purification time is the shortest for  $x$  homodyne, i.e., when  $r = 1$  and  $\theta = 0$ ; . In contrast,  $y$  homodyne does not purify the state at all.

Now we consider the efficiency threshold, defined as the minimal efficiency  $\eta_{thr}$  required for the conditional evolution to asymptotically reach a threshold purity  $P_{thr}$ . Here we assume  $P_{thr} = 0.5$  and an initial thermal state. Efficiency thresholds for different homodyne angles are collected in Figure 8. The threshold is the lowest for  $x$  homodyne ( $\theta = 0$ ; ) and the highest for  $y$  homodyne

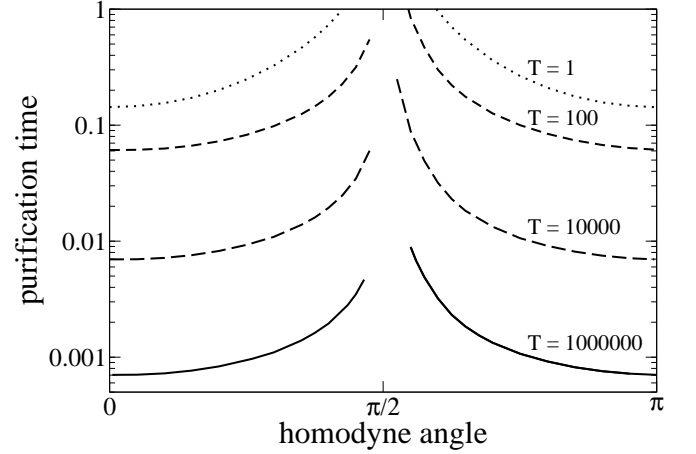


FIG. 7: Purification time as a function of the homodyne angle ( $r = 1$ ) for an initial thermal state with temperature  $T$ . Purification time is the shortest for  $x$  homodyne, i.e., when  $\theta = 0$ ; . By contrast,  $y$  homodyne ( $\theta = \pi/2$ ) does not purify the state at all. Rescaled units are used.

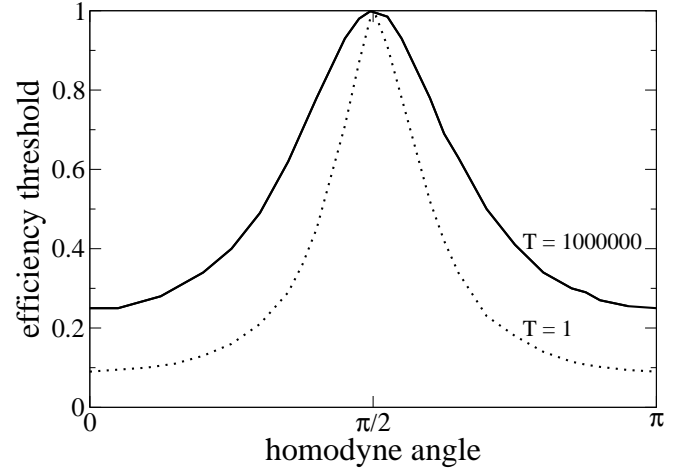


FIG. 8: Efficiency threshold as a function of the homodyne angle for an initial thermal state with temperature  $T$ . The threshold is the lowest for  $x$  homodyne ( $\theta = 0$ ; ) and the highest for  $y$  homodyne ( $\theta = \pi/2$ ). Rescaled units are used.

when full efficiency is required to find out the state after an infinitely long time.

Finally, in order to measure the purification loss time, we evolve the conditional state of the system for a sufficiently long time so that it reaches a conditional stationary state, that depends on the measurement scheme. The stationary conditional state can be obtained by setting the left hand sides of Eqs. (19) to zero and solving the equations with respect to  $\rho_{ss}$ ;  $\rho_{ss}$ ;  $\rho_{ss}$ . In the high  $T$  limit, the stationary solutions can be found in the form

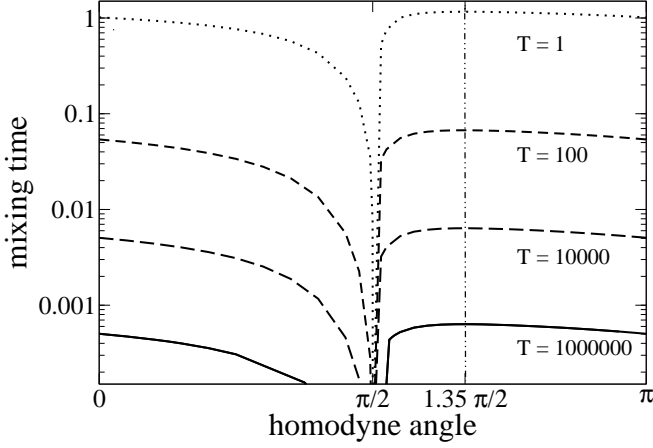


FIG. 9: Mixing time needed by unconditional evolution to reduce purity from the initial value  $P = 1$  to  $P = 0.5$ , which is halfway to the stationary value  $P = 0$  in the thermal state. The homodyne angle that maximizes mixing time is  $\theta = 1.35 \pi/2$ . On the other hand, the mixing time is zero for  $\theta = \pi/2$ . Rescaled units are used.

$A_{ss} = \frac{P}{4T}$ ;  $B_{ss} = \frac{P}{4T}$ ;  $C_{ss} = \frac{P}{4T}$ . After keeping in each equation only the leading order terms in the high  $T$  limit we obtain simplified equations for  $A_{ss}$ ;  $B_{ss}$ ;  $C_{ss}$ , and their solution gives,

$$\begin{aligned} A_{ss} &= \frac{B_{ss}C_{ss}}{2} (1 + r \cos 2\theta) - \frac{B_{ss}}{2} r \sin 2\theta; \\ B_{ss} &= \frac{4C_{ss}}{1 + r \cos 2\theta}; \\ C_{ss} &= \frac{r \sin 2\theta + \frac{P}{1 + 2r \cos 2\theta + r^2}}{1 + r \cos 2\theta}; \end{aligned} \quad (20)$$

Once the stationary state is achieved the evolution is switched to unconditional evolution with  $\theta = 0$  and we calculate the purity loss rate (mixing rate). This depends on the measurement scheme through the stationary conditional state, which is the initial state for the unconditional evolution. The initial mixing rate can be easily calculated as

$$\frac{dP}{dt} \Big|_{t=0} = -\frac{P}{T} B_{ss}; \quad (21)$$

to leading order in high  $T$ . This initial mixing rate is minimized for  $\theta = \pi/2$  homodyne with  $r = 1$  and homodyne angle  $\theta = 5 \pi/6$ .

So far we have analyzed only the initial mixing rate, that may be thought of as an estimate for the mixing time. Now we consider mixing time, defined as the time needed by the unconditional evolution to reduce purity to  $P = 0.5$ , which is halfway between the initial pure state and the stationary thermal state with  $P = 0$ . In figure 9 we show the mixing time as a function of homodyne angle

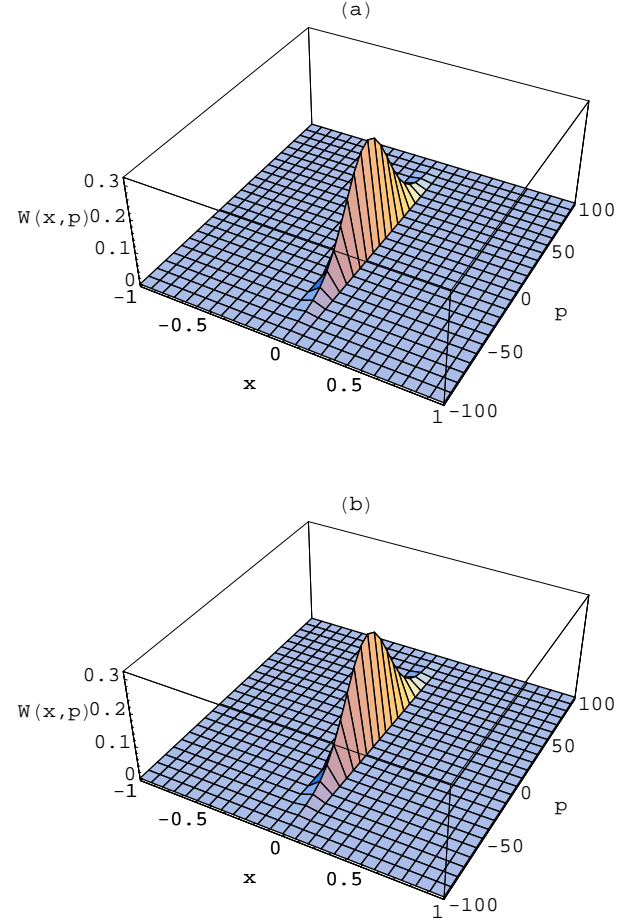


FIG. 10: Wigner functions of the stationary conditional states selected at high temperatures  $T = 10^6$  by different robustness criteria: (a) purification time and efficiency threshold (homodyne angle  $\theta = 0$ ), and (b) mixing time (homodyne angle  $\theta = 1.35 \pi/2$ ). The two selected states are very similar (scalar product equal to 0.97), and Gaussians squeezed to "approximate" position eigenstates. Rescaled units are used.

after homodyne measurement with  $r = 1$ . The homodyne angle that maximizes mixing time is  $\theta = 1.35 \pi/2$ .

We applied the three different criteria and we found that in two cases – purification time and efficiency threshold – the most robust measurement strategy is  $\theta = \pi/2$  homodyne over the whole range of temperatures, but in one case – purity loss time – the most robust measurement is homodyne with  $\theta = 1.35 \pi/2$ . In each case the most robust measurement defines the most classical state as the conditional stationary state obtained with the optimal measurement scheme. In the two following tables we list parameters of the conditional stationary states for  $\theta = 0$  and  $\theta = 1.35 \pi/2$  for several values of the temperature. The states can be described by three independent quantities: the dispersions in position  $x$  and in momentum  $p$ , and the covariance  $C_{xp} = \langle xp + px \rangle - \langle x \rangle \langle p \rangle$ .



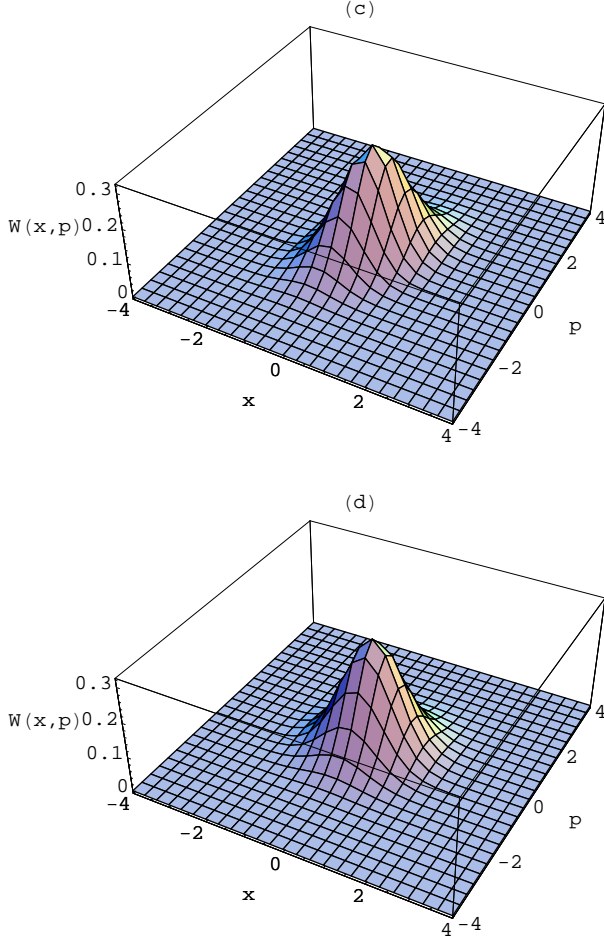


FIG. 11: Wigner functions of the stationary conditional states selected at low temperatures  $T = 1$  by different robustness criteria: (c) purification time and efficiency threshold (homodyne angle  $= 0$ ), and (d) mixing time (homodyne angle  $= 1.35 = 2$ ). The two selected states are very similar (scalar product equal to 0.99), and approximately equal to coherent states with  $\alpha = 1$ ,  $\alpha = 0$  (scalar product with a coherent state is equal to 0.99 and 0.98 respectively). Rescaled units are used.

We find that for all listed temperatures the stationary conditional states for  $\alpha = 0$  and  $\alpha = 1.35 = 2$  are very similar (see figures 6 and 7).

Although different classicality criteria are maximized by different measurement strategies, in all cases the states that are singled out are almost identical. One can easily imagine they are well within each others "halo" [23]. These states evolve from almost coherent at  $T = 1$  to almost position eigenstates at high  $T$ .

#### IV. CONCLUSIONS

We have shown in the example of the underdamped harmonic oscillator, where pointer states defined by the

TABLE I: Stationary conditional state for homodyne angle  $= 0$  at different temperatures  $T$ . Rescaled units are used.

T	ss	ss	ss	x	p	C <sub>xp</sub>
$10^6$	2826	0.0007	0.999	0.018	37.968	0.509
$10^4$	280	0.0070	0.992	0.059	11.977	0.508
$10^2$	26.4	0.0707	0.931	0.188	3.633	0.466
1	1.53	0.8002	0.480	0.632	0.877	0.241

TABLE II: Stationary conditional state for homodyne angle  $= 1.35 = 2$  at different temperatures  $T$ . Rescaled units are used.

T	ss	ss	ss	x	p	C <sub>xp</sub>
$10^6$	1500	0.0007	0.281	0.018	27.792	0.144
$10^4$	149	0.0072	0.280	0.060	8.656	0.141
$10^2$	14	0.0741	0.270	0.192	2.694	0.140
1	1.05	0.9561	0.112	0.694	0.728	0.056

predictability sieve criterion are unambiguous, that different classicality criteria applied to systems undergoing continuous quantum measurement single out the same states, i.e., states that coincide with the pointer states selected by the predictability sieve [3, 4]. We considered three of these "alternative classicality criteria": purification time, which looks for states of the system that are the easiest to find out from the imprint they leave on the environment; efficiency threshold, which finds states of the system that can be deduced from measurements on a smallest fraction of the environment; and purity loss time, that looks for states of the system for which it takes the longest to lose a set fraction of their initial purity. Our findings indicate that quantum unravelings are classically robust for pointer states.

When pointer states are not well defined, as in the model of a free particle undergoing quantum Brownian motion, or when pointer states do not exist at all, different criteria may select different states. However, it appears that these candidate classical states are very similar, defining approximate pointer states, as in the model of the free particle undergoing quantum Brownian motion. This is an interesting example because different classicality criteria select measurement schemes that appear quite different, but these different schemes turn out to measure very similar Gaussian states.

Following our work [10], the classical robustness of different quantum unravellings was studied in [12], where some of the classicality measures used in this paper {such as efficiency threshold and mixing time} were introduced. It was claimed there that for a fixed environmental interaction the level of robustness depends on the measurement strategy, and that no single strategy is maximally robust in all ways. This conclusion was drawn from two models: resonance fluorescence of a two-level atom (a model for which pointer states do not exist), and a free particle in quantum Brownian motion (one of the models used in this paper, for which one might argue there are approximate, time-dependent pointer states). As we discussed above, this conclusion is wrong for cases when

einselection works well, *i.e.*, when pointer states are well defined. Moreover, even in cases for which one can only define approximate pointer states, such as the free parti-

cle model, although it is true that robustness criteria are optimized by different measurement strategies, the states that they single out are almost exactly the same.

- 
- [1] W. H. Zurek, *Phys. Rev. D* **24**, 1516 (1981).
  - [2] W. H. Zurek, *Phys. Rev. D* **26**, 1862 (1982).
  - [3] W. H. Zurek, *Prog. Theor. Phys.* **89**, 281 (1993).
  - [4] W. H. Zurek, S. Habib, and J. P. Paz, *Phys. Rev. Lett.* **70**, 1187 (1993).
  - [5] M. R. Gallis, *Phys. Rev. A* **53**, 655 (1996).
  - [6] M. Tegmark and H. S. Shapiro, *Phys. Rev. E* **50**, 2538 (1994).
  - [7] J. P. Paz and W. H. Zurek, in *Coherent Matter Waves*, Les Houches Summer School, Session LXXII, edited by R. Kaiser, C. Westbrook, and F. David (Springer-Verlag, Berlin, 2001), pp. 533-614.
  - [8] E. Joos, H. D. Zeh, C. Kiefer, D. Giulini, J. Kupsch, and I.-O. Stamatescu, *Decoherence and the Appearance of a Classical World in Quantum Theory* (Springer, Berlin, 2003).
  - [9] W. H. Zurek, *Rev. Mod. Phys.* **75**, 715 (2003).
  - [10] D. A. R. Dalvit, J. Dziarmaga, and W. H. Zurek, *Phys. Rev. Lett.* **86**, 373 (2001).
  - [11] J. Dziarmaga, D. A. R. Dalvit, and W. H. Zurek, *Phys. Rev. A* **69**, 022109 (2004).
  - [12] D. J. Atkins, Z. Brady, K. Jacobs, and H. M. Wiseman, *Europhys. Lett.* **69**, 163 (2005).
  - [13] W. H. Zurek, *Annalen der Physik* **9**, 855 (2000).
  - [14] H. Ollivier, D. Poulin, and W. H. Zurek, *Phys. Rev. Lett.* **93**, 220401 (2004); also quant-ph/0408125.
  - [15] R. Blume-Kohout and W. H. Zurek, quant-ph/0408147; quant-ph/0505031.
  - [16] H. Carmichael, *An Open Systems Approach to Quantum Optics* (Springer, Berlin, 1993); J. Dalibard, Y. Castin, and K. Molmer, *Phys. Rev. Lett.* **68**, 580 (1992); C. W. Gardiner, A. S. Perkins, and P. Zoller, *Phys. Rev. A* **46**, 4363 (1992); N. Gisin and I. C. Percival, *J. Phys. A* **25**, 5677 (1992); I. C. Percival, *Quantum State Diffusion* (Cambridge University Press, Cambridge, 1998). A. Barchielli and V. P. Belavkin, *J. Phys. A* **24**, 1495 (1991); L. Diosi, *Phys. Lett. A* **129**, 419 (1998); R. Schack, T. A. Brun, and I. C. Percival, *J. Phys. A* **28**, 5401 (1995).
  - [17] T. Bhattacharya, S. Habib, and K. Jacobs, *Phys. Rev. Lett.* **85**, 4852 (2000).
  - [18] H. M. Wiseman and G. J. Milburn, *Phys. Rev. A* **47**, 1652 (1993).
  - [19] H. M. Wiseman and L. Diosi, *Chem. Phys.* **268**, 91 (2001).
  - [20] P. Goetsch, P. Tombesi, and F. Haake, *Phys. Rev. A* **51**, 136 (1995).
  - [21] P. Goetsch, P. Tombesi, and D. Vitali, *Phys. Rev. A* **60**, 4519 (1996).
  - [22] V. Giovannetti, P. Tombesi, and D. Vitali, *Phys. Rev. A* **60**, 1549 (1999).
  - [23] J. R. Anglin and W. H. Zurek, *Phys. Rev. D* **53**, 7327 (1996).
  - [24] L. Diosi, *Europhys. Lett.* **22**, 1 (1993).
  - [25] This is, incidentally, why coherent states at  $T = 0$  are not as perfect pointer states as the eigenstates of the perfect pointer observable that commutes with both the self-Hamiltonian of the system, and with the system-environment interaction Hamiltonian [2]. The coherent pointer state eventually forgets its initial setting (see Fig. 1), so it could not be a good pointer of the apparatus, in contrast to eigenstates of a perfect pointer observable.