

Quantum information transport to multiple receivers.

Andrew D. Greentree and Lloyd C. L. Hollenberg
*Centre for Quantum Computer Technology, School of Physics,
 The University of Melbourne, Melbourne, Victoria 3010, Australia.*
 (Dated: May 24, 2019)

The importance of transporting quantum information and entanglement with high fidelity cannot be overemphasized. We present a scheme based on adiabatic passage that allows communication of a qubit, entanglement, and joint measurements using a 1-D array of quantum sites with a single sender (Alice) and multiple receivers (Bobs). Alice need not know which Bob is the receiver, and if several Bobs try to receive the signal, they obtain a superposition state which can be converted into a globally entangled state by the use of local entangling operations.

PACS numbers: 03.67.Hk, 72.25.Dc, 73.21.La

Allied to the efforts to build a working quantum computer (QC) is the requirement to replicate, in a quantum framework, the necessary features of a classical computer. In particular, some kind of quantum bus would be highly advantageous to allow a form of distributed QC [1]. Long range quantum information transfer usually exploits teleportation [2], or flying qubits [3]; we consider a mechanism more related to a quantum wire or fanout. Fanout operations are forbidden quantum mechanically, as they necessarily imply cloning, however, considering the closest quantum analog leads to new approaches to quantum communication that we describe here.

A naïve approach to transport in quantum system is to implement sequential swap gates between the sites. Such an approach may not always be desirable due to, for example, noise introduced by sensitive nonadiabatic controls, poor level of gate control, insufficient bandwidth or impractical gate density [2]. Thus many authors have begun to examine alternative approaches [4, 5, 6, 7, 8], considering schemes where a desired coupling is set up (usually statically) and the system allowed to freely evolve until the information is present at the desired point. In such schemes the receivers may be passive [5], or active [8], but it is usual to assume that neither sender nor receiver can modify the qubit chain, except for control of their own qubit or qubits and local coupling to the chain.

As an alternative, we propose an extremely general scheme to adiabatically transfer a particle between positionally defined states. An obvious application of this is as an alternative method for transport in an ion trap QC. In the conventional approach [9] a scheme for transporting ions sequentially from storage zones to interaction sites was proposed via an array of microtraps [10]: the so called Quantum Charge Coupled Device. With minor modification, our scheme provides an interesting alternative. One particularly attractive feature of the present scheme is that the requirements on local guidance of the quantum state are minimized, and the need for sympathetic cooling following transport should be eliminated. One could also consider solid-state realisations of this scheme in a patterned GaAs quantum dot array [11] or

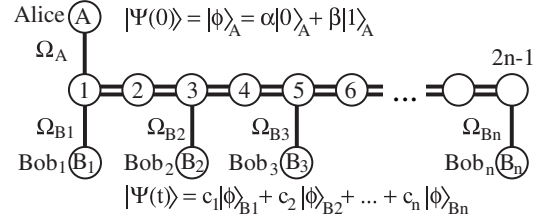


FIG. 1: Schematic of the quantum bus to transport information from Alice to the Bobs, from initial state $|\Psi(0)\rangle = |\phi\rangle_A$ to a spatial superposition state $|\Psi(t)\rangle = \sum_j c_j |\phi\rangle_j$. The quantum bus is defined by sites numbered 1 to n , where the positional degrees of freedom are tunnel coupled. Static, high tunneling matrix elements are represented by double lines, lower, controlled tunneling matrix elements by single lines. Alice controls one site, A above the bus, and the Bobs are represented by the sites B_i , connected below the bus at sites $1, 3 \dots 2n - 1$. Alice controls the coupling between A and 1, and Bob $_j$ controls the coupling between site $2j + 1$ and B_j .

where the confining potentials are realized using ionized P donors in a silicon matrix [12, 13, 14], particularly in a 2D version of the Kane model [15].

Concretely, we consider a quasi-one-dimensional chain of quantum sites, realized, by the empty or singly occupied states of a positional eigenstate, shown in Fig. 1. The sender (Alice) wishes to distribute quantum information via a qubit down the chain to a series of receivers (Bob $_1$ to Bob $_n$). Alice and each Bob control one site each, attached to the central chain, and Alice need not know who receives the signal.

Our scheme differs from previously discussed schemes by the use of spatial adiabatic passage to transport the quantum information. The addition of multiple receivers and its inherent flexibility is a significant departure from previous adiabatic protocols [16, 17], and we term this new transport scheme MRAP - Multiple Receiver Adiabatic Passage. In addition, the previous adiabatic passage protocols are further augmented by transporting an extra, spectator degree of freedom in addition to the spatial degree of freedom. This allows flexible information transfer, and even distributed entanglement sharing in

an adiabatic context. The geometry is chosen to ensure that there is always an odd number of quantum sites between Alice and each Bob, see Fig. 1, which is required by the adiabatic passage protocol [17], analogous versions of the three-site protocol have been considered in optical lattices [18] and Cooper-Pair boxes [19], and a two-electron, three-site variant has been suggested for entanglement distillation [20].

We further note that our scheme has a similar aim to that of Christandl *et al.* [5] where transport of a qubit along a spin chain was considered. In that case the couplings were assumed to be constant, however it should be possible to realize our adiabatic coupling sequence in a similar spin chain if time varying couplings to the ends of the chain are allowed.

To investigate transport, we write the Hamiltonian for a single qubit carried by a particle in a positional array

$$\mathcal{H} = \sum_{\sigma=0,1} \left[\sum_{i=1}^{2n-1} \left(\frac{E_{i,\sigma}}{2} c_{i,\sigma}^\dagger c_{i,\sigma} + \Omega_S c_{i+1,\sigma}^\dagger c_{i,\sigma} \right) + \left(\frac{E_A}{2} c_{A,\sigma}^\dagger c_{A,\sigma} + \Omega_A c_{1,\sigma}^\dagger c_{A,\sigma} \right) + \sum_{j=1}^n \left(\frac{E_{B_j}}{2} c_{B_j,\sigma}^\dagger c_{B_j,\sigma} + \Omega_{B_j} c_{B_j,\sigma}^\dagger c_{2j+1,\sigma} \right) + \text{h.c.} \right], \quad (1)$$

where we have introduced the (externally controlled) site energies, E , and Ω_S is the tunneling matrix element (TME) along the bus, which is not varied during the protocol, Ω_A is the TME between A and 1 which Alice can control, whilst Ω_{B_j} is the TME between B_j and $2j-1$, and $c_{i,\sigma}$ is the annihilation operator for a qubit with state $\sigma = 0, 1$ on site i for $i = A, 1 \dots 2n-1, B_1 \dots B_n$. For notational brevity we do not indicate unoccupied sites explicitly, so that $c_{i,\sigma}^\dagger |\text{vac}\rangle = |\sigma\rangle_i$. Eq. 1 comprises three terms, the first corresponds to the energy of the particle in the sites on the chain, and the TMEs between chain sites, the second to the energy of the particle on Alice's site, and the coupling from Alice to the chain, and the final term to the energy of the particle at the Bobs' sites and their tunneling to the chain. For n Bobs there must be at least $2n-1$ sites in the chain, so we assume this number (extra sites in the chain beyond the final Bob do not interfere with the scheme as is seen below). As the qubit degree of freedom is decoupled from the positional degree of freedom, it is carried along as a 'spectator' storing information, but otherwise unaffected by the transfer.

To realize the counter-intuitive pulse sequence, we set all of the site energies to 0 (i.e. $E_{i,\sigma} = 0$ for $i = 1 \dots 2n-1, A, B_1 \dots B_n$), using the external control. The TMEs are modulated (again via external control) in a Gaussian fashion according to (see Fig. 2)

$$\begin{aligned} \Omega_A(t) &= \Omega^{\max} \exp \left\{ -([t - (t_{\max}/2 + s)]^2 / (2s^2)) \right\}, \\ \Omega_{B_j}(t) &= \Omega_{B_j}^{\max} \exp \left\{ -([t - (t_{\max}/2 - s)]^2 / (2s^2)) \right\}, \quad (2) \end{aligned}$$

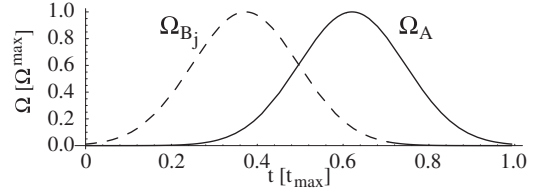


FIG. 2: Counter-intuitive pulse ordering for transport from Alice to the Bobs. Each Bob who wishes to receive the signal chooses the same coherent tunneling profile. On this scale, the tunneling matrix element between sites in the bus would be at least 10. Increasing the length of time for the protocol increases the fidelity, up to the limits allowed by dephasing.

where $\Omega^{\max} \ll \Omega_S$, and s is the width of the applied pulses. $\Omega_{B_j}^{\max} = \Omega^{\max}$ if Bob $_j$ wishes to receive a signal from Alice, and $\Omega_{B_j}^{\max} = 0$ otherwise. Note that the scheme is extremely robust to the choice of modulation, and alternatives to Gaussians have little effect. In keeping with the assumption that no control of the chain is possible apart from modifications of the TMEs in the vicinity of Alice and Bob, Ω_S is constant.

The first case to consider is a chain where only the final Bob chooses to receive the qubit from Alice, i.e. $\Omega_{B_i} = 0, i = 1 \dots n-1$. In this case the MRAP protocol reduces to previously studied adiabatic protocols [17] and will not be treated further here. More generally, however, we will show that the protocol works for *any* Bob, or indeed for multiple Bobs *simultaneously*: quantum fanout.

We assume that Alice wishes to send her information, and the Bobs have colluded so that only one receives the signal, Bob $_j$, but the information about which Bob is the receiver is not communicated to Alice. Remarkably, there is no extension to the above scheme required. When both Alice and Bob $_j$ perform MRAP, Bob $_j$ receives the information in a time-scale defined by the *total* length of the bus, and *independent* of the site where Bob $_j$ is situated. In marked departure from most previous schemes, the information is at no time situated in the bus and does not propagate along the bus. Rather, one eigenstate is smoothly transformed from being located at Alice's site, to Bob $_j$'s site, without occupying the bus at any stage. To understand this, we first consider, for concreteness, the two-Bob protocol. In this case we have a three site chain, with Alice and Bob $_1$ connected to site 1, and Bob $_2$ connected to site 3. Consider the eigenstates of Eq. 1. Adiabatic transport utilizes the states which have zero eigenvalue, i.e. the null space of \mathcal{H} . The null space is a two dimensional space, spanned by

$$\begin{aligned} |\psi_1\rangle &= \frac{\Omega_{B_1}|\phi\rangle_A - \Omega_A|\phi\rangle_{B_1}}{\sqrt{\Omega_A^2 + \Omega_{B_1}^2}}, \\ |\psi_2\rangle &= \frac{\Omega_{B_2}|\phi\rangle_A - \frac{\Omega_A\Omega_{B_2}}{\Omega_S}|\phi\rangle_2 + \Omega_A|\phi\rangle_{B_2}}{\sqrt{\Omega_A^2 + \Omega_{B_2}^2}}, \quad (3) \end{aligned}$$

where $\Omega_S \gg \Omega_A, \Omega_{B_1}, \Omega_{B_2}$, and $|\phi\rangle_i \equiv \alpha|0\rangle_i + \beta|1\rangle_i$. Any linear combination of these two states is also a null state, so it suffices to find the state adiabatically connected to Alice's site at $t = 0$, i.e. $|\Psi(t = 0)\rangle = |\phi\rangle_A$. If $\Omega_{B_2}(t) = 0\forall t$, $|\psi_1\rangle$ is adiabatically connected to $|\Psi(t = 0)\rangle$ and the qubit is transferred from $|\phi\rangle_A$ to $|\phi\rangle_{B_1}$, if $\Omega_{B_1}(t) = 0\forall t$, then $|\psi_2\rangle$ is adiabatically connected to $|\phi\rangle_A$, and the qubit transferred from $|\phi\rangle_A$ to $|\phi\rangle_{B_2}$. Hence the qubit can be sent from Alice to either Bob, without Alice knowing which Bob is the receiver.

If both Bobs try to receive the qubit, they choose $\Omega_{B_1}(t) = \Omega_{B_2}(t)$ and $(|\psi_1\rangle + |\psi_2\rangle)/2$ is adiabatically connected to $|\phi\rangle_A$. The final state of the system after the transport protocol is $(|\phi\rangle_{B_1} + |\phi\rangle_{B_2})/\sqrt{2}$. For adiabatic transport, the adiabaticity criterion [21] must be satisfied, i.e., the inverse time for transfer must be small compared with the energy gap to the neighboring state, $E = \sqrt{(\Omega_A^2 + \Omega_{B_1}^2 + \Omega_{B_2}^2)}/2$ for large Ω_S . In this case the quantum fanout is realized, with both Bobs sharing an equal positional superposition of the qubit. We stress that have not cloned Alice's qubit, and measurements of the qubit position will collapse it at either B_1 or B_2 .

In the general case the null space is spanned by

$$|\psi_j\rangle = \frac{\Omega_{B_j}|\phi\rangle_A + \sum_{k=1}^{j-1} \frac{(-1)^k \Omega_A \Omega_{B_j}}{\Omega_S} |\phi\rangle_{2k} + (-1)^j \Omega_A |\phi\rangle_{B_j}}{\sqrt{\Omega_A^2 + \Omega_{B_j}^2}}, \quad (4)$$

and again, up to a known sign, all Bobs who pulse their tunneling will receive an equal superposition of the sent qubit. We have performed preliminary studies of the robustness of this scheme, and find that in keeping with other adiabatic protocols, it is reasonably robust. We have also solved the case where the chain is cyclic, i.e. where site 1 is connected to sites 2 and $2n - 2$, and the protocol works without modification. Both these results will be presented in more detail elsewhere.

One can show that the energy gap between the zero eigenstate and the next nearest eigenstate is

$$E_{\text{gap}} = \sqrt{\left(\Omega_A^2 + \sum_{k=1}^j \Omega_{B_k}^2\right)}/j, \quad (5)$$

for the j Bob protocol, indicating that the scaling for increasing number of Bobs goes as $\sqrt{(1+j)/j}$.

We have shown the most general case of Alice sending a qubit to any of the Bobs, but a special case would be where Alice could be a factory of high fidelity $|0\rangle$ states. In this way the MRAP protocol could be used to send zero states with high fidelity around a quantum network, an important task in many QC architectures.

It is instructive to note that the only difference between Alice and the Bobs in this scheme is the order

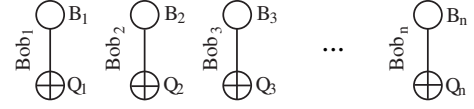


FIG. 3: Each Bob has, in addition to their (initially vacant) site, B_j , a qubit, Q_j , and the ability to perform a CNOT operation between B_j and Q_j . If B_j is the control, then multi-particle entanglement will be transferred to the Q_j , if the Q_j are the controls, the MRAP scheme can effect joint measurements.

in which they vary their coupling to the bus. One can therefore see that the Bobs could also perform inter-Bob communication by assuming the role of Alice or Bob as required, increasing the flexibility of the protocol.

By using the bus as a mediator for distributed interactions, the Bobs can also share multi-particle entanglement. In addition to the vacant sites, B_j , each Bob requires an additional particle acting as a qubit, labeled Q_j , and the ability to perform a CNOT operation between the sites B_j (control) and Q_j (target), depicted in Fig. 3. This suffices for the Bobs to share a W state [22]. Applications of W states to quantum information processing have been recently reported [23]. Although other schemes for generating W states exist (e.g. Ref. 24), we are not aware of any exploiting adiabatic passage in this fashion. For simplicity we show the protocol for three Bobs as receivers, i.e. with $\Omega_{B_1} = \Omega_{B_2} = \Omega_{B_3}$.

1. Alice prepares $|\phi\rangle_A$ to broadcast along the bus, the Q_i are set to $|0\rangle$. The total system state is:

$$|\Psi\rangle = |\phi\rangle_A |0\rangle_{Q_1} |0\rangle_{Q_2} |0\rangle_{Q_3}$$

2. After MRAP (with appropriate sign flips to symmetrize the state) the state of the system is

$$|\Psi\rangle = \frac{1}{\sqrt{3}} (|\phi\rangle_{B_1} + |\phi\rangle_{B_2} + |\phi\rangle_{B_3}) |0\rangle_{Q_1} |0\rangle_{Q_2} |0\rangle_{Q_3},$$

3. The Bobs perform a CNOT operation between sites B_i and Q_i , where the action of this CNOT when B_i is unoccupied is trivial. Generating the state with the signature of multi-Bob entanglement

$$|\Psi\rangle = \frac{1}{\sqrt{3}} (|\phi\rangle_{B_1} |\phi\rangle_{Q_1} |0\rangle_{Q_2} |0\rangle_{Q_3} + |\phi\rangle_{B_2} |0\rangle_{Q_1} |\phi\rangle_{Q_2} |0\rangle_{Q_3} + |\phi\rangle_{B_3} |0\rangle_{Q_1} |0\rangle_{Q_2} |\phi\rangle_{Q_3}).$$

4. The Bobs and Alice reverse the adiabatic transfer, returning the qubit, the system state is now

$$|\Psi\rangle = \frac{|\phi\rangle_A}{\sqrt{3}} (|\phi\rangle_{Q_1} |0\rangle_{Q_2} |0\rangle_{Q_3} + |0\rangle_{Q_1} |\phi\rangle_{Q_2} |0\rangle_{Q_3} + |0\rangle_{Q_1} |0\rangle_{Q_2} |\phi\rangle_{Q_3}),$$

which is the W state for the Bobs when $|\phi\rangle = |1\rangle$.

We may easily generalize to an arbitrary number of Bobs, or where Alice sends a qudit. Krčo and Paul [25] considered the W state for clock synchronization between multiple parties. They comment that phases acquired during transmission limit the synchronization accuracy and suggest adiabatic transportation may be beneficial, without offering a mechanism: the present scheme could complete their protocol.

Finally, we note that it is even possible to perform measurements over multi-qubit states by reversing the role of control and target in step 3 in the entanglement protocol above. We illustrate this for the simplest case of a two-qubit measurement in the one-Alice, two-Bob system. With control and target switched, step 3 imprints onto the B_j a signature of the entanglement between the Q_j , leading to interference when the transport protocol is reversed in step 4. The results of MRAP on various initial states is shown in Table I. In this way, a two-qubit symmetric/anti-symmetric measurement is effected in the Q sector, which, when combined with state preparation, has been shown to be sufficient for QC [26].

To highlight our scheme's generality, we have not included the effects of dephasing on our protocol, which will vary significantly between different implementations. Dephasing has been considered in three state protocols [27] and some numerical results for a similar transport protocol are presented in Ref. 15. As a rule of thumb, given that the minimum transfer time is satisfied, the error rate goes like the dephasing rate times the length of the protocol: there is no reason to suspect that the MRAP scheme will be more sensitive.

We have demonstrated a new mechanism for transporting quantum information around a network based on adiabatic passage. With minor modification the mechanism can also be used for generating entanglement and two-qubit measurements. The scheme is ideally suited as an alternative to conventional ionic transport in an ion trap quantum computer of the kind envisaged in Ref. 9. However its utility not restricted to ion traps, and it should have wide applicability to all architectures, es-

Initial	Final
$ 0\rangle_A 0\rangle_{Q1} 0\rangle_{Q2}$	$ 0\rangle_A 0\rangle_{Q1} 0\rangle_{Q2}$
$ 0\rangle_A 1\rangle_{Q1} 1\rangle_{Q2}$	$ 1\rangle_A 1\rangle_{Q1} 1\rangle_{Q2}$
$ 0\rangle_A (0\rangle_{Q1} 1\rangle_{Q2} + 1\rangle_{Q1} 0\rangle_{Q2}) / \sqrt{2}$	$(0\rangle_A + 1\rangle_A) \otimes (0\rangle_{Q1} 1\rangle_{Q2} + 1\rangle_{Q1} 0\rangle_{Q2}) / 2$
$ 0\rangle_A (0\rangle_{Q1} 1\rangle_{Q2} - 1\rangle_{Q1} 0\rangle_{Q2}) / \sqrt{2}$	$(0\rangle_{B1} 1\rangle_{B2} 0\rangle_{Q1} 1\rangle_{Q2} - 1\rangle_{B1} 0\rangle_{B2} 1\rangle_{Q1} 0\rangle_{Q2}) / 2$

TABLE I: States before and after MRAP with control and target reversed for use as a two-qubit symmetry measurement. Note that the antisymmetric combination of Q_1 and Q_2 leads to interference that prevents the qubit's return to Alice.

pecially solid-state quantum computing architectures.

ADG acknowledges the support of Fujitsu during his stay at the University of Cambridge, and discussions with S. G. Schirmer, D. K. L. Oi, J. H. Cole, and C. J. Wellard. LCLH thanks the van Delft group at LMU for their hospitality and support, and discussions with F. Wilhelm. This work was supported by the Australian Research Council, US National Security Agency (NSA), Advanced Research and Development Activity (ARDA) and Army Research Office (ARO) under contract number W911NF-04-1-0290.

-
- [1] J. Eisert, K. Jacobs, P. Papadopoulos, M. B. Plenio, Phys. Rev. A **62** 052317 (2000).
 - [2] D. Copsey *et al.* IEEE Journal of Selected Topics In Quantum Electronics **9**, 1552 (2003).
 - [3] D. P. DiVincenzo, Fort. der Physik **48**, 771 (2000).
 - [4] M. B. Plenio, J. Hartley, and J. Eisert, New J. of Phys. **6**, 36 (2004) and refereces therein.
 - [5] M. Christandl, N. Datta, A. Ekert, and A. J. Landahl, Phys. Rev. Lett. **92**, 187902 (2004).
 - [6] D. Burgarth and S. Bose, Phys. Rev. A **71**, 052315 (2005).
 - [7] M. H. Yung and S. Bose, Phys. Rev. A **71**, 032310 (2005).
 - [8] H. L. Haselgrove, quant-ph/0404152.
 - [9] D. Kielpinski, C. Monroe, D. J. Wineland, Nature (London) **417**, 709 (2002).
 - [10] J. I. Cirac and P. Zoller, Nature (London) **404**, 579 (2000).
 - [11] D. Loss and D. P. DiVincenzo, Phys. Rev. A **57**, 120 (1998); J. M. Elzerman *et al.*, Nature (London) **430**, 431-435 (2004); A. C. Johnson *et al.*, cond-mat/0410679.
 - [12] B. E. Kane Nature **393**, 133 (1998).
 - [13] R. G. Clark *et al.* Philos. Trans. R. Soc. London, Ser. A **361**, 1451 (2003); T. Schenkel *et al.*, J. Appl. Phys. **94**, 7017 (2003).
 - [14] L. C. L. Hollenberg *et al.* Phys. Rev. B **69**, 113301 (2004).
 - [15] L. C. L. Hollenberg, A. D. Greentree, A. G. Fowler, and C. J. Wellard, quant-ph/0506198.
 - [16] N. V. Vitanov, T. Halfmann, B. W. Shore, and K. Bergmann, Annu. Rev. Phys. Chem. **52**, 763 (2001).
 - [17] A. D. Greentree, J. H. Cole, A. R. Hamilton, and L. C. L. Hollenberg, Phys. Rev. B **70**, 235317 (2004).
 - [18] K. Eckert *et al.*, Phys. Rev. A **70**, 023606 (2004).
 - [19] J. Siewert and T. Brandes, Adv. in Solid State Phys. **44**, 181 (2004).
 - [20] J. Fabian and U. Hohenester, cond-mat/0412229.
 - [21] A. Messiah, *Quantum mechanics, vol. 2* (North-Holland, Amsterdam, 1965).
 - [22] W. Dür, G. Vidal, and J. I. Cirac, Phys. Rev. A **62**, 062314 (2000).
 - [23] V. N. Gorbachev and A. I. Trubilko, quant-ph/0503096.
 - [24] A. Olaya-Castro, N. F. Johnson, and L. Quiroga, Phys. Rev. Lett. **94**, 110502 (2005).
 - [25] M. Krčo and P. Paul, Phys. Rev. A **66**, 024305 (2002).
 - [26] T. Rudolph and S. S. Virmani, quant-ph/0503151.
 - [27] Q. Shi and E. Gevba, J. Chem. Phys. **119**, 11773 (2003); P. A. Ivanov, N. V. Vitanov, and K. Bergmann, Phys. Rev. A **70**, 063409 (2004).