

Decoherence in composite quantum open systems: the effectiveness of chaotic degrees of freedom

Fernando C. Lombardo^{*} and Paula I. Villar[†]

Departamento de Física Juan José Giambiagi,
FCEyN UBA, Facultad de Ciencias Exactas y Naturales,
Ciudad Universitaria, Pabellón I, 1428 Buenos Aires, Argentina
(Dated: today)

We study the effect induced by the environment over a composite quantum system, comprising two coupled subsystems A and B, which may be a harmonic or an upside-down oscillators. This adds up to a total of four possible composite systems. We analyze the case in which one of the subsystems is in direct interaction with a thermal bath, while the other remains isolated from the huge reservoir. We compare the results concerning the decoherence suffered by the A-subsystem among four cases. Even when only one of the subsystems is coupled to the environment, the composite system decoheres. But this conclusion depends on the choice of the coupled subsystem. We show that the case in which subsystem A is an upside-down oscillator, decoherence occurs faster than in any other case. The role of the unstable degree of freedom in the effective environment is analyzed in detail.

PACS numbers: 03.65.Yz, 03.65.-w, 05.40.-a

I. INTRODUCTION

Decoherence is the process by which most pure states evolve into mixtures due to the interaction with an environment [1]. The very notion of a quantum open system implies the appearance of dissipation and decoherence as an ubiquitous phenomena and plays important roles in different branches of physics [2] (from quantum field theory, many body and molecular physics to theory of quantum information), biology and chemistry. Oftentimes, a large system, consisting of two or a few subsystems (degrees of freedom) interacting with their environment (thermal bath comprising a large number of degrees of freedom), can be adequately described as a composite system. Examples include electron transfer in solution [3], a large biological molecule, vibrational relaxation of molecules in solution, excitons in semiconductors coupled to acoustic or optical phonon modes. Quantum processes in condensed phases are usually studied by focusing on a small subset of degrees of freedom and considering the other degrees of freedom as a bath.

Another interesting aspect is referred to the quantum to classical transition. The emergence of clas-

sicality is a typical consequence of having the quantum system in direct interaction with the external world. In fact, decoherence is the main ingredient in order to find classicality. The interaction between system and environment induces a preferred basis which is stable against this interaction and becomes a classical basis in the Hilbert space of the coupled system. Preferred pointer states are resilient to the entangling interaction with the bath. This "environment induced superselection" (environment induced superselection) of the preferred set of resilient pointer states is the essence of the environment. It is accepted that a rapid loss of coherence caused by the coupling with the environment is at the root of the non-observation of quantum superpositions of macroscopically distinct quantum states [4].

In this article, we analyze the decoherence induced in a composite quantum system, in which an observer can distinguish between two different subsystems, one of them coupled to an external environment. Our composite system is composed by a subsystem A coupled to a subsystem B which is also bilinearly coupled to an external environment E. The coupling to this external environment is only through subsystem B. Subsystem A remains isolated from E but from the information delivered by B through a bilinear coupling between subsystems A and B. We will consider the thermal bath to be at high temperature and will work in the underdamped limit.

^{*}Electronic address: lombardo@dfuba.ar

[†]Electronic address: paula@dfuba.ar

In order to investigate this problem we mainly consider a simple model where subsystem A is represented by a harmonic oscillator and subsystem B is an upside-down one. The main motivation for studying this model is twofold. On the one hand, it is of interest to deepen and enlighten previous analysis of decoherence induced by chaotic environments. The upside-down oscillator has recently been used to model a chaotic environment which induces decoherence on the system [6]. Even though it is an oversimplified model for a chaotic environment, it displays exponential sensitivity to perturbations, which is crucial in order to analyze chaotic evolutions. On the other hand, we want to emphasize that isolation from a chaotic environment is difficult, as has been noted in [6]. Moreover, it is even harder to isolate a system from a chaotic environment than from the many harmonic oscillators of the quantum Brownian motion environment. In this context, we shall consider two different cases. Firstly, the case where the chaotic degree of freedom is part of the environment (i.e. an unstable system B) and is directly coupled to an external reservoir E and to another subsystem A with different bare frequency. Secondly, the case where subsystem A is unstable and directly coupled to a harmonic oscillator (subsystem B) which, in turn, is coupled to an external bath E. These are the extension of previous works done in [6] and [7] for the first and second case, respectively. In both situations, we will estimate the decoherence time, which is the usual scale after which classicality emerges and is different for each case. We will show the dependency of these times with the parameters of the model.

The analysis is completed by the inclusion of the other two different possibilities for the quantum composite system, i.e., a composite system constituted by a subsystem A coupled to subsystem B, both harmonic oscillators, and a composite system formed by subsystem A coupled to subsystem B, both inverted oscillators. As in the other two cases mentioned above, subsystem B is also coupled to an external reservoir E. All in all, we have four different composite systems to analyze.

For every and each situation, we study the dynamics of the subsystem A. Not only did we study the influence of "its" environment (formed by subsystem B and E) at low and high temperature but also in the absence of the external reservoir E. In every case, we conclude that decoherence is faster in the case in which subsystem A is unstable. How-

ever, different conclusions can be arrived at when the subsystem A is a harmonic oscillator. All the cases studied in this paper have different decoherence time-scales associated, depending not only on the external temperature, but also on the type of subsystem one is considering in turn. Each case develops a different dynamics, being possible, in some cases, to find a quantum open system described using mixed quantum-classical dynamics [5] (part of the composite system completely decohered and the other does not).

In previous articles, a different composite system has been considered. For example, in Ref.[8], subsystem A is taken to be a two-level system which is bilinearly coupled to a single harmonic oscillator B-subsystem; which, in turn, is also coupled to an Ohmic (or super-Ohmic) set of infinite harmonic oscillators. Authors have shown that subsystem B losses coherence more rapidly than subsystem A, which maintains coherence for longer periods of time. This two-level composite system was also studied in [9] in order to look at the exact solutions for the dynamics of the reduced density matrix of the composite system AB. Even though the composite system presented in this paper might appear to be similar to the one in [8, 9], it has a different dynamics and therefore is of interest to investigate it separately.

In addition, the composite system presented along this paper is a toy model to mimic scalar electrodynamics. In that case, the scalar field has an inverted mass after the phase transition, and it is coupled to the electromagnetic field via covariant derivatives. If one considers this as an open system, one must take into account an external field coupled to one of the subsystems mentioned before (which usually turns out to be the broken symmetry scalar field). Decoherence in this field theory setting is relevant to understand the appearance of classical field configurations (vortices) from a quantum field phase transition [10].

The paper is organized as follows. In Section II we present our model and evaluate the influence functional for each of the considered cases, in order to compute, in Section III, the dissipation coefficient of the master equation for the subsystem A. We evaluate dissipation analytically. Section IV is devoted to the analysis of the decoherence process. This is done by means of the decoherence factor. Section V contains our final remarks and in the Appendix we include details of the calculations.

II. THE MODEL: COMPOSITE QUANTUM SYSTEM IN AN EXTERNAL ENVIRONMENT

A. General formulation

We consider a ABE quantum system consisting of three coupled subsystems: subsystem A is coupled directly to subsystem B, while subsystem B is in direct contact with an external environment E. The total ABE classical action is,

$$S[\mathbf{x}; \mathbf{q}; \mathbf{Q}] = S_A[\mathbf{x}] + S_B[\mathbf{q}] + S_E[\mathbf{Q}] + S_{AB}[\mathbf{x}; \mathbf{q}] + S_{BE}[\mathbf{q}; \mathbf{Q}]; \quad (1)$$

In the spirit of the quantum Brownian paradigm, the environment is taken to be a set of N independent harmonic oscillators with frequencies ω_n , masses m_n and coordinates and conjugate momenta $(\hat{Q}; \hat{P}) = (\hat{Q}_1; \dots; \hat{Q}_N; \hat{P}_1; \dots; \hat{P}_N)$ so that the classical action is

$$S_E[\mathbf{Q}] = \int_0^t ds \sum_n \frac{m_n}{2} (\dot{P}_n^2 - \omega_n^2 Q_n^2); \quad (2)$$

Subsystem B consists of a single oscillator (upside-down or harmonic, depending on the case considered) with bare mass M_B , frequency ω and coordinate operator \hat{q} ,

$$S_B(\mathbf{x}) = \int_0^t ds \frac{M_B}{2} (\dot{q}^2 - \omega^2 q^2); \quad (3)$$

The interaction between subsystem B and the thermal environment is assumed to be bilinear,

$$S_{BE}^{\text{int}} = \int_0^t ds \sum_n c_n q(s) Q_n(s); \quad (4)$$

where c_n is the coupling constant to the n th oscillator. The environment is characterized by the spectral density

$$I_E(\omega) = \sum_n \frac{c_n^2}{2m_n \omega_n} (\delta(\omega - \omega_n) + \delta(\omega + \omega_n)); \quad (5)$$

For simplicity, we assume an Ohmic environment, with the following spectral density

$$I_E(\omega) = 2M_B \omega e^{-\frac{\omega}{\omega_c}}; \quad (6)$$

where ω_c is a physical cutoff, related to the maximum frequency present in the environment.

Finally, we consider subsystem A consisting of a single oscillator (again, this oscillator can be an upside-down or harmonic one) with coordinate operator \hat{x} whose classical action is

$$S_A[\mathbf{x}] = \int_0^t ds \frac{M_A}{2} (\dot{x}^2 - \omega^2 x^2); \quad (7)$$

We suppose that subsystem A is bilinearly coupled to subsystem B by the interaction term

$$S_{AB}^{\text{int}} = \int_0^t ds x(s) q(s); \quad (8)$$

The dynamical properties of interest can be computed from the density matrix of the system at time t . The complete density matrix may be written in integral form in terms of the total propagator (we are setting the initial time $t_0 = 0$)

$$\begin{aligned} \hat{K}(\mathbf{x}; \mathbf{q}; \mathbf{Q}; t | \mathbf{x}_0; \mathbf{q}_0; \mathbf{Q}_0; 0) &= \hat{K}(t; \mathbf{j}) \\ &= \langle \mathbf{x} \mathbf{q} \mathbf{Q} | \exp(-i \hat{H}(t)) | \mathbf{x}_0 \mathbf{q}_0 \mathbf{Q}_0 \rangle \end{aligned}$$

as

$$\begin{aligned} \hat{K}(\mathbf{x}; \mathbf{q}; \mathbf{Q}; t | \mathbf{x}_0 \mathbf{q}_0 \mathbf{Q}_0; 0) &= \int d\mathbf{x}_0 d\mathbf{x}_0 d\mathbf{q}_0 d\mathbf{q}_0 d\mathbf{Q}_0 d\mathbf{Q}_0 \\ &\hat{K}(t; \mathbf{j}) \hat{K}(0) \hat{K}(-t; \mathbf{j}); \end{aligned} \quad (9)$$

We are primarily interested in the dynamics of the composite AB-system under the influence of the external environment E. In such case, the relevant quantity to analyze is the reduced density matrix $\hat{\rho}_r$, obtained by integrating out the environmental degrees of freedom. Such a reduction is especially correct if the characteristic time scale of the environment (which essentially is $1/\omega_c$) is much shorter than those for the subsystem A and subsystem B. As is usually done, we assume a factorized initial condition between the composite system AB and the environment E,

$$\begin{aligned} \hat{\rho}(\mathbf{x}_0; \mathbf{x}_0 \mathbf{q}_0 \mathbf{q}_0; \mathbf{q}_0 \mathbf{Q}_0; \mathbf{Q}_0 \mathbf{Q}_0; 0) &= \hat{\rho}_{AB}(\mathbf{x}_0; \mathbf{x}_0 \mathbf{q}_0 \mathbf{q}_0; \mathbf{q}_0 \mathbf{Q}_0; 0) \\ &\hat{\rho}_E(\mathbf{Q}_0; \mathbf{Q}_0 \mathbf{Q}_0; 0); \end{aligned} \quad (10)$$

and the external environment initially in thermal equilibrium at temperature T .

In this way we can write the integral form of the reduced density matrix at time t as

$$\hat{\rho}_r(\mathbf{x}; \mathbf{x}_0; \mathbf{q}; \mathbf{q}_0; t) = \int d\mathbf{x}_0 d\mathbf{x}_0^0 d\mathbf{q}_0 d\mathbf{q}_0^0 \hat{J}_r(\mathbf{x}; \mathbf{x}_0; \mathbf{q}; \mathbf{q}_0; t; \mathbf{x}_0^0; \mathbf{x}_0^0; \mathbf{q}_0^0; \mathbf{q}_0^0; 0) \hat{\rho}_{AB}(\mathbf{x}_0^0; \mathbf{x}_0^0; \mathbf{q}_0^0; \mathbf{q}_0^0; 0); \quad (11)$$

where the reduced time evolution operator \hat{J}_r is

$$\hat{J}_r(\mathbf{x}; \mathbf{x}_0; \mathbf{q}; \mathbf{q}_0; t; \mathbf{x}_0^0; \mathbf{x}_0^0; \mathbf{q}_0^0; \mathbf{q}_0^0; 0) = \int d\mathbf{Q}_0 d\mathbf{Q}_0^0 K^\wedge(\mathbf{x}; \mathbf{q}; \mathbf{Q}; t; \mathbf{x}_0^0; \mathbf{q}_0^0; \mathbf{Q}_0^0; 0) E(\mathbf{Q}_0; \mathbf{Q}_0^0; 0) K^\wedge(\mathbf{x}_0^0; \mathbf{q}_0^0; \mathbf{Q}_0^0; t; \mathbf{x}_0^0; \mathbf{q}_0^0; \mathbf{Q}_0^0; 0); \quad (12)$$

Given the initial conditions mentioned above, this expression for the reduced density matrix specifies a non-Markovian time evolution since the solution at time t depends on its past history. In the following we will use the influence functional method for deriving the master equation. This method provides us a way to obtain a functional representation of the evolution operator \hat{J}_r for the reduced density matrix.

B. Influence functional method

The formulation of the reduced density matrix in terms of an influence functional is widely discussed in the literature [11, 12, 13]. In the present paper, we will extend it to the composite AB-system, comprising two oscillators (harmonic or inverted). In the general setting, the evolution operator \hat{J} for the full density matrix $\hat{\rho}^\wedge$ is

$$\hat{\rho}^\wedge(t) = \hat{J}(t; 0) \hat{\rho}^\wedge(0) \quad (13)$$

where

$$\begin{aligned} \hat{J}(\mathbf{x}_f; \mathbf{q}_f; \mathbf{Q}_f; \mathbf{x}_i; \mathbf{q}_i; \mathbf{Q}_i; \mathbf{x}_0^0; \mathbf{q}_0^0; \mathbf{Q}_0^0; \mathbf{x}_0; \mathbf{q}_0; \mathbf{Q}_0; \mathbf{x}_0^0; \mathbf{q}_0^0; \mathbf{Q}_0^0) \\ = \int_{\mathbf{x}_0}^{\mathbf{x}_f} \int_{\mathbf{q}_0}^{\mathbf{q}_f} \int_{\mathbf{Q}_0}^{\mathbf{Q}_f} \int_{\mathbf{x}_0^0}^{\mathbf{x}_f^0} \int_{\mathbf{q}_0^0}^{\mathbf{q}_f^0} \int_{\mathbf{Q}_0^0}^{\mathbf{Q}_f^0} D\mathbf{x} D\mathbf{q} D\mathbf{Q} e^{\frac{i}{\hbar} S(\mathbf{x}; \mathbf{q}; \mathbf{Q})} \\ D\mathbf{x}^0 D\mathbf{q}^0 D\mathbf{Q}^0 e^{\frac{i}{\hbar} S(\mathbf{x}^0; \mathbf{q}^0; \mathbf{Q}^0)}; \end{aligned}$$

The path integrals are over all histories compatible with boundary conditions. As was mentioned in the Section above, our primary interest is in the effect of

the external environment on our composite system AB. Therefore, we need the reduced density matrix for the AB system, defined as

$$\begin{aligned} \rho_r(\mathbf{x}; \mathbf{x}^0; \mathbf{q}; \mathbf{q}^0) \\ = \int_{\mathbf{x}_0}^{\mathbf{x}} \int_{\mathbf{q}_0}^{\mathbf{q}} \int_{\mathbf{Q}_0}^{\mathbf{Q}} \int_{\mathbf{x}_0^0}^{\mathbf{x}^0} \int_{\mathbf{q}_0^0}^{\mathbf{q}^0} \int_{\mathbf{Q}_0^0}^{\mathbf{Q}^0} d\mathbf{Q} d\mathbf{Q}^0 \rho(\mathbf{x}; \mathbf{q}; \mathbf{Q}; \mathbf{x}^0; \mathbf{q}^0; \mathbf{Q}^0) \rho(\mathbf{Q}; \mathbf{Q}^0); \end{aligned}$$

and the evolution in time is given by the reduced evolution operator \hat{J}_r

$$\begin{aligned} \rho_r(\mathbf{x}; \mathbf{x}^0; \mathbf{q}; \mathbf{q}^0; t) \\ = \int_{\mathbf{x}_0}^{\mathbf{x}} \int_{\mathbf{q}_0}^{\mathbf{q}} \int_{\mathbf{Q}_0}^{\mathbf{Q}} \int_{\mathbf{x}_0^0}^{\mathbf{x}^0} \int_{\mathbf{q}_0^0}^{\mathbf{q}^0} \int_{\mathbf{Q}_0^0}^{\mathbf{Q}^0} d\mathbf{x}_0 d\mathbf{x}_0^0 d\mathbf{q}_0 d\mathbf{q}_0^0 J_r(t; 0) \rho_{AB}(\mathbf{x}_0; \mathbf{x}_0^0; \mathbf{q}_0; \mathbf{q}_0^0; 0); \quad (14) \end{aligned}$$

Assuming total separable initial conditions as mentioned above, the reduced propagator is

$$\begin{aligned} J_r(\mathbf{x}_f; \mathbf{x}_f^0; \mathbf{q}_f; \mathbf{q}_f^0; t; \mathbf{x}_0^0; \mathbf{x}_0^0; \mathbf{q}_0^0; \mathbf{q}_0^0; 0) \\ = \int_{\mathbf{x}_0}^{\mathbf{x}_f} \int_{\mathbf{x}_0^0}^{\mathbf{x}_f^0} \int_{\mathbf{q}_0}^{\mathbf{q}_f} \int_{\mathbf{q}_0^0}^{\mathbf{q}_f^0} D\mathbf{x} D\mathbf{x}^0 D\mathbf{q} D\mathbf{q}^0 e^{\frac{i}{\hbar} (S_A(\mathbf{x}) - S_A(\mathbf{x}^0))} \\ e^{\frac{i}{\hbar} (S_B(\mathbf{q}) - S_B(\mathbf{q}^0))} e^{\frac{i}{\hbar} (S_{AB}(\mathbf{x}; \mathbf{q}) - S_{AB}(\mathbf{x}^0; \mathbf{q}^0))} \\ F(\mathbf{x}; \mathbf{x}^0; \mathbf{q}; \mathbf{q}^0); \quad (15) \end{aligned}$$

where $F(\mathbf{x}; \mathbf{x}^0; \mathbf{q}; \mathbf{q}^0)$ is the Feynman-Vernon influence functional [11] (now for the composite system) given by

$$\begin{aligned} F(\mathbf{x}; \mathbf{x}^0; \mathbf{q}; \mathbf{q}^0) \\ = \int_{\mathbf{x}_0}^{\mathbf{x}} \int_{\mathbf{x}_0^0}^{\mathbf{x}^0} \int_{\mathbf{q}_0}^{\mathbf{q}} \int_{\mathbf{q}_0^0}^{\mathbf{q}^0} \int_{\mathbf{Q}_0}^{\mathbf{Q}} \int_{\mathbf{Q}_0^0}^{\mathbf{Q}^0} d\mathbf{Q}_f d\mathbf{Q}_0 d\mathbf{Q}_f^0 d\mathbf{Q}_0^0 D\mathbf{Q} D\mathbf{Q}^0 \\ e^{\frac{i}{\hbar} (S_E(\mathbf{Q}) + S_{BE}(\mathbf{q}; \mathbf{Q}) - S_E(\mathbf{Q}^0) - S_{BE}(\mathbf{q}^0; \mathbf{Q}^0))} E(\mathbf{Q}_0; \mathbf{Q}_0^0) \\ e^{\frac{i}{\hbar} A(\mathbf{x}; \mathbf{x}^0; \mathbf{q}; \mathbf{q}^0)}; \quad (16) \end{aligned}$$

where $A(\mathbf{x}; \mathbf{x}^0; \mathbf{q}; \mathbf{q}^0)$ is the influence action for the AB composite system. Thus, we can define $A(\mathbf{x}; \mathbf{x}^0; \mathbf{q}; \mathbf{q}^0)$ as the coarse graining effective action: $A(\mathbf{x}; \mathbf{x}^0; \mathbf{q}; \mathbf{q}^0) = S_A(\mathbf{x}) - S_A(\mathbf{x}^0) + S_B(\mathbf{q}) - S_B(\mathbf{q}^0) + S_{AB}(\mathbf{x}; \mathbf{q}) - S_{AB}(\mathbf{x}^0; \mathbf{q}^0) + A(\mathbf{x}; \mathbf{x}^0; \mathbf{q}; \mathbf{q}^0)$.

It is important to note that in our model, the subsystem A is not directly coupled to the environment. Consequently, the influence functional is the wellknown influence functional A for a bath of harmonic oscillators found in the literature (and only a function of \mathbf{q} and \mathbf{q}^0) [12]

$$\begin{aligned}
& A(q; q^0) = \int_0^t ds \int_0^s ds^0 q(s) (s - s^0) q(s^0) \\
& + i \int_0^t ds \int_0^s ds^0 q(s) (s - s^0) q(s^0) \quad (17)
\end{aligned}$$

with

$$q(s) = q(s) - q^0(s); \quad q(s) = \frac{1}{2} (q(s) + q^0(s)); \quad (18)$$

The kernels and (dissipation and noise, respectively) are in general non-local and are defined as

$$\gamma(s) = \frac{d}{ds} \gamma(s);$$

with

$$\gamma(s) = \int_0^1 d! \frac{I_E(!)}{!} \cos ! s;$$

and

$$\gamma(s) = \int_0^1 d! I_E(!) \coth \frac{\pi !}{2} \cos ! s;$$

which, in the high temperature limit, are proportional to $2M_0 k_B T \gamma(s) \sim$ and $M_0 \gamma(s) \sim$ [12, 14]. As we are working in the underdamped and high temperature limit (which means $k_B T \sim \hbar \omega_0$ and ω_0 but leaves $\omega_0 k_B T$ unrestricted), we can use the latter expressions. Therefore, if we evaluate Eq.(17), we have

$$\begin{aligned}
A(q; q^0) &= \int_0^t ds \int_0^s ds^0 q(s) (s - s^0) q(s^0) \\
&+ i \frac{2M_0 k_B T}{\hbar} \int_0^t ds (q(s))^2 ds; \quad (19)
\end{aligned}$$

Consequently, after integrating the bath of harmonic oscillators, we can write the influence functional $F(q; q^0)$, in the high temperature limit as

$$\begin{aligned}
F(q; q^0) &= e^{-\frac{12M_0 k_B T}{\hbar} \int_0^t ds q(s) - q(s)} \\
&e^{-\frac{2M_0 k_B T}{\hbar} \int_0^t ds (q(s))^2 ds}; \quad (20)
\end{aligned}$$

and therefore the reduced density matrix takes the form

$$\begin{aligned}
\rho_r(x; x^0; q; q^0) &= \int_0^1 dx_0 \int_0^1 dq_0 \int_0^1 dq_f \int_0^1 dq_{f0} \\
&\int_0^1 Dq \int_0^1 Dq^0 e^{-\frac{i}{\hbar} (S_B(q) - S_B(q^0))} \\
&\int_0^1 Dq \int_0^1 Dq^0 e^{-\frac{i}{\hbar} (S_A(x) - S_A(x^0))} \\
&e^{-\frac{i}{\hbar} (S_{AB}(x; q) - S_{AB}(x^0; q^0)) + A(q; q^0)}; \quad (21)
\end{aligned}$$

At this stage we have all the information we need so as to estimate the effect of the thermal bath on the composite system AB . However, if we want to know how is the decoherence process for the subsystem A , we have to trace over all the degrees of freedom that belong to the new environment. If we take a closed look at last expression, we notice that we can assume that our new problem is a subsystem A and a subsystem B which are coupled through an "effective interaction" $S_e^{int}(x; q; x^0; q^0)$ defined by

$$\begin{aligned}
S_e^{int}(x; q; x^0; q^0) &= S_{AB}(x; q) - S_{AB}(x^0; q^0) \\
&+ \int_0^t ds q(s) - q(s) \\
&+ i \frac{2M_0 k_B T}{\hbar} \int_0^t ds (q(s))^2;
\end{aligned}$$

C. The functional approach applied to subsystem A

If we want to study the effect of subsystem B and the environment E on subsystem A , we have to analyze the reduced density matrix but for this subsystem only. That is to say, we need

$$\rho_r(x; x^0) = \int_0^1 dq \int_0^1 dq^0 \rho_r(x; q; x^0; q^0) \delta(q - q^0);$$

which is propagated in time by the reduced evolution operator $\hat{J}_r(x; x^0)$

$$\begin{aligned}
\rho_r(x; x^0; t) &= \int_0^1 dx_0 \int_0^1 dx_0^0 \hat{J}_r(x; x^0; t; x_0; x_0^0) \\
&\rho_r(x_0; x_0^0; 0); \quad (22)
\end{aligned}$$

For simplicity we take that at $t = 0$ the subsystem A and the new environment are also uncorrelated, i.e.,

$$\hat{A}_B(t=0) = \hat{A}(t=0) \hat{B}(t=0): \quad (23)$$

We assume a Gaussian wave packet of the form $e^{-(q_0 - q_0^0)^2/2}$ as the initial condition of subsystem B. This is a convenient choice in the sense that all of these states form a closed set under linear evolution [6, 7]. Then the evolution operator does not depend on the initial state of the system and can be written as in [12]

$$\begin{aligned} J_F(x_f; x_0; t; x_0; 0) \\ = \int_{x_f}^{x_0} D x \int_{x_0}^{x_f} D x \exp \left(\frac{i}{\hbar} (S_A(x) - S_A(x_0)) \right) F(x; x_0) \\ \int_{x_f}^{x_0} D x \int_{x_0}^{x_f} D x \exp \left(\frac{i}{\hbar} A(x; x_0) \right); \quad (24) \end{aligned}$$

where we have defined $F(x; x_0) = e^{\frac{i}{\hbar} A(x; x_0)}$ and $A(x; x_0) = S_A(x) - S_A(x_0) + A(x; x_0)$ as the new influence functional and influence action, respectively. In order to evaluate $A(x; x_0)$, we must do the following integrations,

$$\begin{aligned} A(x; x_0) = \int_0^t dq_0 \int_0^t dq_0 \int_0^t dq_f \int_0^t dq_f \\ \int_{q_0}^{q_f} D q \exp \left(\frac{i}{\hbar} (S_B(q) - S_B(q_0)) \right) e^{\frac{i}{\hbar} S_{eff}^{int}(x; q; x_0; q_0)}; \quad (25) \end{aligned}$$

In order to perform the functional integrations, we must solve the classical equation of motion for the subsystem B given by

$$q(s) - \frac{1}{M_B} q(s) = \frac{1}{M_B} x(s); \quad (26)$$

In the latter expression, we have neglected the term related to the dissipation introduced by the external environment, because we assume an underdamped environment (small γ).

At this stage, we must make clear that we want to analyze all possible combinations of subsystems A and B made up with a harmonic oscillator and one upside-down oscillator as shown in Fig. 1. Then, in some cases, subsystem B will be a harmonic oscillator (sign plus in Eq. (26)) and in others will be

an upside-down oscillator (sign minus in Eq. (26)). We will explicitly write the solution for one case, being possible to obtain the other solution by just replacing γ for $i\gamma$ in the solution presented below. However, details are presented in the Appendix.

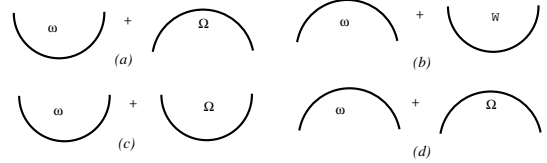


FIG. 1: All the possible combinations of subsystems A and B made up with a harmonic oscillator and one upside-down oscillator that we are going to analyze

Let's suppose subsystem B is an upside-down oscillator (case (a)) obeying $q(s) - \frac{1}{M_B} q(s) = \frac{1}{M_B} x(s)$. In order to find the solution to this equation, we must find the solution to the homogeneous equation and to the particular one. After imposing initial and final conditions $q(s=0) = q_0$ and $q(s=t) = q_f$, respectively, we write the complete solution as

$$\begin{aligned} q_1(s) = q_0 \frac{\sinh((t-s))}{\sinh(t)} + q_f \frac{\sinh(s)}{\sinh(t)} \\ + \frac{1}{M_B} \int_0^t \frac{\sinh(s)}{\sinh(t)} x(u) \sinh((s-u)) du \\ + \frac{1}{M_B} \int_0^t x(u) \sinh((s-u)) du; \quad (27) \end{aligned}$$

Once the full expression for $q_1(s)$ is known, we can go back to Eq.(25) and estimate it, obtaining as a result the effective influence action for subsystem A,

$$\begin{aligned} A(x; x_0) = \frac{1}{2} \int_0^t ds_1 \int_0^t ds_2 y(s_1) \tilde{\sim}(s_1 - s_2) r(s_2) \\ + \frac{i}{2} \int_0^t ds_1 \int_0^t ds_2 y(s_1) \tilde{\sim}(s_1 - s_2) y(s_2); \quad (28) \end{aligned}$$

with $y(s) = x(s) - x_0(s)$ and $r(s) = (x(s) + x_0(s))/2$. The quantities $\tilde{\sim}$ and \sim may be defined as the new kernels of dissipation and noise, respectively, given by

$$\begin{aligned} \tilde{\sim}(s_1 - s_2) &= \frac{1}{2M_B} \sinh((s_1 - s_2)); \\ \sim(s_1 - s_2) &= \frac{1}{32\gamma} \cosh((s_1 - s_2)); \quad (29) \end{aligned}$$

In order to evaluate this new influence functional, we will use the saddle point method and, in this way, get rid of the functional integrals. Since the potentials in our model are harmonic, an exact evaluation of the path integral can be done. These integrals are dominated by the classical solution of the free equation of motion for subsystem A [8]. At this stage, we assume that our subsystem A is a harmonic oscillator, (being possible to obtain the solution for an upside-down oscillator by just replacing $!$ for $i!$), obeying

$$x(s) + !^2 x(s) = 0: \quad (30)$$

If we ask for initial and final conditions of the form $x(s=0) = x_0$ and $x(s=t) = x_f$, the classical solution is,

$$x_{cl}(s) = x_0 \frac{\sin(! (t-s))}{\sin(! t)} + x_f \frac{\sin(! s)}{\sin(! t)}: \quad (31)$$

Therefore, we can write the reduced evolution operator as in Eq.(24), and the reduced density matrix following Eq.(22).

Finally, the reduced density matrix for the subsystem A takes the form,

$$\begin{aligned} \rho_r(x_f; x_f; 0; t) = & \int_{x_0}^{\infty} \int_{x_0^0}^{\infty} dx_0 \int_{x_0^0}^{\infty} dx_0^0 D x D x^0 \\ & e^{\frac{i}{\hbar} U(t)} e^{-\frac{i}{\hbar} D(t)} \rho_A(x_0; x_0^0; 0); \end{aligned} \quad (32)$$

with U and D , related to the unitary evolution and decoherence process respectively, given by,

$$\begin{aligned} U = & \int_{x_0}^{\infty} \int_{x_0^0}^{\infty} \frac{\sin(! (t-s))}{\sin(! t)} + \int_{x_f}^{\infty} \int_{x_f^0}^{\infty} \frac{\sin(! s)}{\sin(! t)} \\ & \int_{x_0}^{\infty} \int_{x_0^0}^{\infty} ds_1 \int_{x_1}^{\infty} \int_{x_1^0}^{\infty} ds_2 Y(s_1) \sim (s_1 - s_2) \rho(s_2); \end{aligned} \quad (33)$$

and

$$\begin{aligned} D = & \frac{2}{32\pi} \frac{k_B T}{\hbar} \int_{x_0}^{\infty} \int_{x_0^0}^{\infty} ds (q_{cl}(s))^2 \\ & + \int_{x_1}^{\infty} \int_{x_1^0}^{\infty} ds_1 \int_{x_2}^{\infty} \int_{x_2^0}^{\infty} ds_2 Y(s_1) \sim (s_1 - s_2) Y(s_2) \end{aligned} \quad (34)$$

From the last equation, we can see two contributions to the diffusion coefficient. The first one, proportional to the environmental temperature, comes from the coupling of subsystem B to the bath. The

second term is the backreaction of subsystem B over A, through the weak γ -coupling. Even though we are working in the high temperature limit, the underdamped bath ($\gamma_0 < 1$) produces both contributions of the same order of magnitude. Thus, both terms will be relevant in order to study decoherence effects on subsystem A.

III. DIFFUSION COEFFICIENT IN THE MASTER EQUATION

In this Section we will derive the diffusion coefficient in the master equation which will quantify the decoherence suffered by subsystem A for all four different cases. A commonly proposed way to analyze decoherence is by examining how the non-diagonal elements of the reduced density matrix evolve under the master equation. Following the same techniques used for the quantum Brownian motion [12] to obtain the master equation we must compute the time derivative of the propagator J_r , and eliminate the dependence on the initial conditions x_0, x_0^0 that enters through the classical solution $x_{cl}(s)$. This can be easily done using the properties of the solution [15]

$$\begin{aligned} \partial_t J_r(t; 0) = & [\cos(! (t-s))] \rho_f \\ & + \frac{\sin(! (t-s))}{!} i \hbar \frac{\partial}{\partial x_f} J_r(t; 0) \end{aligned} \quad (35)$$

where $\rho_0 = \rho(x_0, x_0^0)$, $\rho_f = \rho(x_f, x_f^0)$ and $\rho_f = \rho(x_f + x_f^0)$.

The master equation is commonly presented as

$$\begin{aligned} i \hbar \partial_t \rho(x; x^0; t) = & \frac{\hbar^2}{2M_A} \frac{\partial^2}{\partial x^2} - \frac{\partial^2}{\partial x^0^2} \\ & + \frac{1}{2} M_A \gamma^2 (x^2 - x^0^2) \rho(x; x^0; t) \\ & + \frac{1}{2} M_A \gamma^2(t) (x^2 - x^0^2) \rho(x; x^0; t) \\ & i \hbar D(t) (x - x^0) \frac{\partial}{\partial x} - \frac{\partial}{\partial x^0} \rho(x; x^0; t) \\ & i M_A D(t) (x - x^0)^2 \rho(x; x^0; t) \\ & \sim (t) f(t) (x - x^0) \frac{\partial}{\partial x} + \frac{\partial}{\partial x^0} \rho(x; x^0; t) \end{aligned} \quad (36)$$

where $D(t) (x - x^0)^2$ is the diffusion term, which produces the decay of the off-diagonal elements. For

simplicity we omitted the subindex f to indicate the final configuration x_f . Therefore, in order to find that coefficient we will take a closed look at those terms. The total diffusion coefficient is given by

$$D(t) = \frac{2 \gamma_0 k_B T}{\gamma^2} \int_0^t ds \, q_{cl}(s) \tilde{q}_{cl}(s) + \frac{\gamma_0}{32} \int_0^t ds \, \tilde{\gamma}(t-s) x_{cl}(s); (37)$$

where $q_{cl}(s)$ and $\tilde{\gamma}(t-s)$ are presented above in Eqs.(27) and (29) respectively. It is important to note that $q_{cl}(s)$ is the solution of the coupled system, and the new noise kernel is not the usual T -dependent noise kernel of the quantum Brownian motion. This term is coming from the interaction between the subsystems only.

In the rest of this Section we will present the exact results for the diffusion coefficients in all the four different situations considered. This can be summarized as:

Case (a): Harmonic Oscillator + Upside-Down Oscillator + E

This is the case we have developed so far of having a harmonic oscillator (subsystem A) coupled to an upside-down oscillator (subsystem B) by the interaction term presented in Eq. (8). The diffusion coefficient for this case is called D_a . This is the generalization of the toy model considered in Ref.[6] where they did not consider the interaction of subsystem B (upside-down oscillator) with an external environment. It is easy to find results of [6] just by setting $\gamma_0 = 0$ in our results. We will plot this case in order to compare it with the other cases. Case (a) is the situation in which a Brownian particle (in a harmonic potential) suffers decoherence from an environment with one (or more) chaotic degrees of freedom.

Case (b): Upside-Down Oscillator + Harmonic Oscillator + E

In this case we consider that subsystem A is an upside-down oscillator, obeying the classical equation of motion $\ddot{x}(s) = 0$ and subsystem B is a harmonic oscillator satisfying $q(s) + \frac{\gamma^2}{M_B} q(s) = \frac{\gamma_0}{M_B} x(s)$. It is straightforward to read the new solutions from the ones presented above by replacing $\gamma \rightarrow \gamma_0$ and

$\gamma \rightarrow \gamma_0$. The diffusion coefficient for this case is D_b (see Appendix for details), and it represents the possibility of studying decoherence induced on an unstable system (toy model for a chaotic subsystem) by a completely harmonic environment [7, 16, 17]. We will see that this is the most decoherent system among all four cases studied in this paper.

Case (c): Harmonic Oscillator + Harmonic Oscillator + E

For completeness, we also consider the case of two harmonic oscillators coupled together by the interaction term (8) and one of them (subsystem B) coupled to an external environment, very hot but underdamped. The procedure for deriving the diffusion coefficient is similar to what was done above but using the solution of a classical harmonic oscillator for subsystems A and B, as shown in the Appendix. It is direct to find an analytical expression for this diffusion term (called D_c) just by replacing $\gamma \rightarrow \gamma_0$ in case (a).

Case (d): Upside-Down Oscillator + Upside-Down Oscillator + E

Finally, we consider two upside-down oscillators coupled together by the same interaction term than all other cases, and one of them coupled to E. This diffusion coefficient is D_d , and can be obtained from D_b by making the change $\gamma \rightarrow \gamma_0$. We will see that this case is the most sensitive to external perturbations (both subsystems are unstable) when there is no external environment, thus decoherence is much effective than in the other cases. In particular, it is interesting to note that this case decoheres long before the others when there is no thermal environment ($\gamma_0 = 0$).

Once we have the analytical expression for the diffusion coefficients, we can study their behaviour for different relations between the parameters of the model. In order to illustrate some important cases, we present all four D coefficients when both frequencies of the subsystems A and B are of the same order of magnitude ($\gamma \rightarrow \gamma_0$) and when $\gamma \gg \gamma_0$, as shown in Figs. 2 and 3, respectively. Both cases are considered in the absence of external environment E (i.e. $\gamma_0 = 0$) and for low and high $\gamma_0 k_B T$. We will restrict our results to times in which the no-dissipation approximation is still valid.

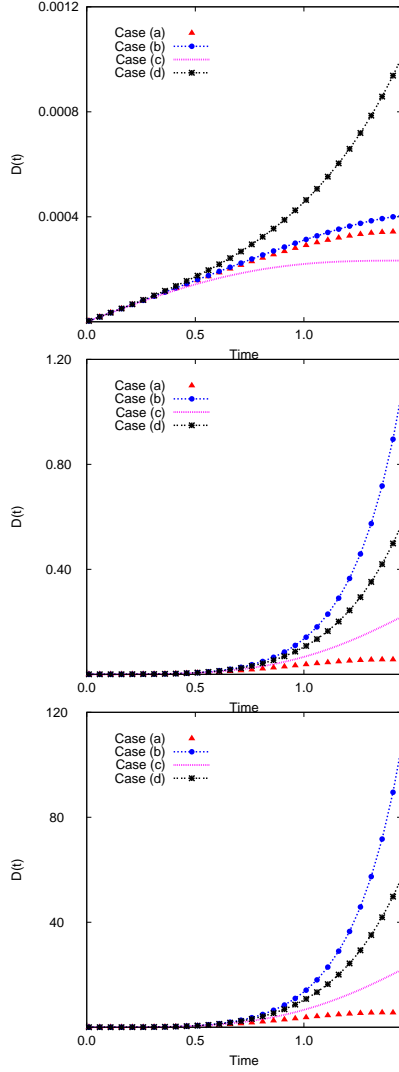


FIG .2: Comparison between diffusion coefficients for the different cases considered. Plot on the top refers to the case $\beta_0 = 0$, in which the composite system is isolated from the external bath. Plot in the middle and bottom are coefficients for $\beta_0 k_B T = 1$ and 100 , respectively. We use $\gamma = 1$, $\alpha = 0.01$. Cases (b) and (d) show a bigger growing rate at short times.

In Figs. 2 and 3, we can appreciate the difference between the diffusion terms for composite systems when subsystem A is unstable and when it is not. In fact, the exponential behavior in the (b) and (d) cases is due to the fact that the "decohered"

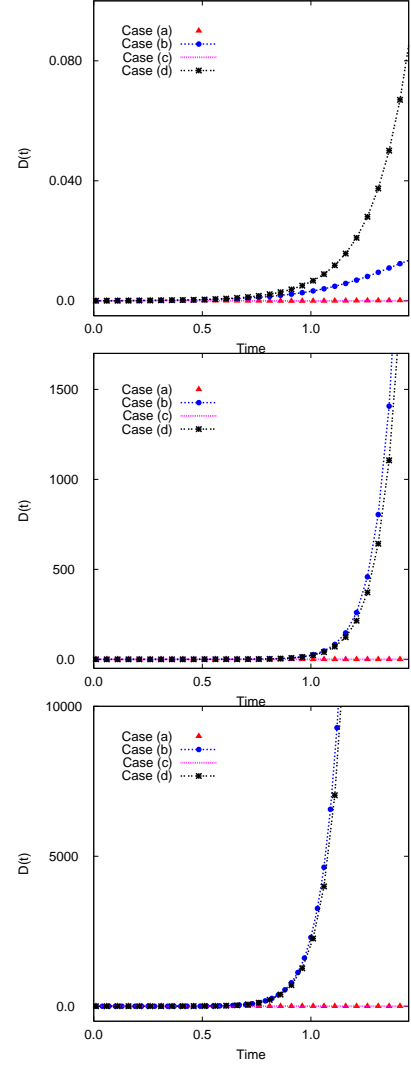


FIG .3: Comparison between diffusion coefficients for the different cases considered. Plot on the top refers to the case $\beta_0 = 0$, in which the composite system is isolated from the external bath. Plot in the middle and bottom are coefficients for $\beta_0 k_B T = 1$ and 100 , respectively. We use $\gamma = 5$, $\alpha = 0.01$. Cases (b) and (d) show a bigger growing rate at short times.

subsystem A is unstable [7, 16] (the upside-down oscillator). On the contrary, cases (a) and (c) present an oscillatory behaviour since subsystem A is a harmonic oscillator (and the solution $x_{cl}(s)$ for the classical equation of motion has oscillatory functions in-

stead of hyperbolic function as in cases (b) and (d)). The difference between the exponential diffusion coefficients and the harmonic ones is particularly manifested for times $t \ll 1$. For small times, all the coefficients are equivalent. But for longer times, cases (b) and (d) are easily distinguishable from (a) and (c). The dynamics of the unstable upside-down oscillator is much in evidence after $t \gg 1$, where cases (b) and (d) start to differentiate each other.

The plots on top of Figs. 2 and 3, are a generalization of the results obtained by Blumekhouout and Zurek [6] in which they considered a harmonic oscillator coupled to an inverted oscillator as an unique environment (there was no coupling between subsystem B and the external reservoir, i.e. $\gamma_0 = 0$ in our model). Plots in the middle and at the bottom of the same figures are for small and high values of $\gamma_0 k_B T$ since we have explicitly considered the presence of the external hot bath E, and thus, this presence modifies the diffusion terms adding a new contribution with respect to the one obtained in Ref. [6].

In the case of $\gamma_0 = 0$, it is easy to note that D_d (case (d)) grows faster (like an exponential function of time), while the other coefficients remain with a smaller amplitude. This is important in order to evaluate decoherence times, postponed till next Section. Instabilities inherent to the subsystem A exponentially enhance the diffusion originated due to the interaction with the environment. When the B-oscillator is also unstable, we have more exponential sensitivity to perturbations than in any other case. However, it is important to note that it is a very toy model, in the sense that both oscillators are unbounded from below and therefore will develop unphysical oscillatory divergences [6]. Therefore, we conclude that in order to have a more precise idea of the physical consequences of having chaotic modes into the environment, we can not neglect the interaction of these chaotic degrees of freedom with the rest of the world, modelled here as an infinite set of harmonic oscillators.

The diffusion suffered by the subsystem A is the direct result of the interaction between A and B, and between the latter and the external environment E when this last one is taken into account. The environment reacts to this interaction and the back-reaction on the subsystem is by means of diffusion and dissipation. Let's take for example cases (b) and (d): unstable subsystem A is coupled to a harmonic oscillator (case (b)) or to an upside-down oscillator

(case (d)). Subsystem A handles information to B via their coupling. In case (b), as B-oscillator is harmonic, the diffusion process is more effective. The B-oscillator has an oscillatory behaviour in time and is able of providing subsystem A with diffusion periodically. On the contrary, in case (d), the B-oscillator is unstable and unbounded from below. The stretching of its states is boundless (see next Section). Thus, part of the information is transferred to the reservoir, but, at large times, the intrinsic dynamics of the upside-down oscillator makes the provision of subsystem A with diffusion scarce and, consequently, less effective. A more quantitative explanation will be given in the following Section, when we give an analytical estimation of the decoherence time for each case.

Cases (a) and (c) are slightly different. Subsystem A is harmonic and the environment can have an unstable degree of freedom (case (a)) or not (case (c)). It is easy to see in Figures 2 and 3 that the back-reaction of the full environment (B + E) on the subsystem A by means of the diffusion process is more effective for cases (b) and (d) (in this order) than for cases (c) and (a). This is due to the fact of having an inverted oscillator as the internal subsystem A. In the middle of these figures, the "low temperature" limit is shown [we are still working in the high temperature limit, but we are considering the underdamped case (γ_0 is small with respect to any of the present frequencies), therefore the coefficient $\gamma_0 k_B T$ could be a small number still preserving the hot bath assumption]. We can see that D_b grows slightly faster than D_d , and both of them are bigger than D_a and D_c . This can be understood by thinking in the dynamical properties of the composite system coupled to the external bath as we mentioned above. Oscillator B is not a good "diffusion handler" if it is unstable. At times longer than $t > 1$, states in this oscillator are spread out too much. Diffusion must go from E to A through B (middle-environment subsystem). It is not an effective process at short times (all the cases have a similar behaviour at short times). The dynamical behaviour of case (a) should be similar to the one occurring in case (b). However, the difference of having an inverted oscillator as the subsystem A or as the intermediate subsystem B is crucial. That is reflected in the exponential growth (or not) of the diffusion coefficient and in the decoherence times that we will present in the following Section.

As we stated before, in the (b) and (d) cases, the

spreading of the initial state of the subsystem A is exponentially sensitive to fluctuations coming from the full environment (B + E), and it reacts quickly on the bath, losing information faster than in any other case. This is what happens in case (b), although the middle-environment is a harmonic oscillator. However, a question might arise: why D_b grows faster than D_d , if the latter is "twice" unstable?. The key is: case (b) is the most decoherent because the unstable system loses its information in an uniform (non-ohmic) environment composed by a harmonic oscillator (B) plus an infinite set of harmonic oscillators in thermal equilibrium without internal unbounded regions (contrary to what happens in case (d)). In the low-T example (in the middle of the figures), the major contribution to diffusion comes from the intrinsic dynamics of the composite system alone. At early times ($t < 1$), unstable dynamics of the subsystem A dominates the temporal behaviour and, as they both have an inverted A oscillator, both cases (b) and (d) are similar (in fact, all the cases are similar at short temporal scales because at very short times both potentials are similar). However, when $t \gg 1$, and the presence of the external environment is still not so important, there is a noteworthy difference between D_b and D_d . It is easier to see this point when the frequency of the subsystem A is similar to the one of B (see middle Fig. 2). When A has a bigger frequency, the dynamics is dominated by subsystem A and both diffusion coefficients are extremely similar in a longer temporal scale (middle Fig. 3). D_b and D_d are indistinguishable for $t > 1$ even at $k_B T = 1$.

However, as the temperature of the thermal bath increases, there is no distinction between cases (b) and (d) because the external environment dominates the diffusion coefficient. At high values of $k_B T$ we obtain a clear hierarchy between different composite systems (Figs. 2 and 3 at the bottom). Again, it is easy to observe that the diffusion coefficients of those cases in which subsystem A is an upside-down oscillator reach bigger values than the others that have a harmonic oscillator as subsystem A. Therefore, we are able to conclude that the presence of instabilities into the composite system enhance decoherence. This effect is yet more important if the unstable subsystem A is coupled either to a solely chaotic degree of freedom (in the absence of external bath like our case (d)) or to an external environment (formed by B + E) at high $k_B T$, as in cases (b) and (d). In Fig. 4 we present the diffusion coefficient at a high

value of $k_B T$ for both systems which have a harmonic oscillator as subsystem A: cases (a) and (c). This figure should come in handy so as to compare these oscillatory coefficients with the hyperbolic-like other two.

IV. DECOHERENCE IN A INTERACTING WITH B + E

After integrating out all the degrees of freedom corresponding to the external hot environment Q_n , and the coordinates q belonging to the subsystem B, we obtained the dissipative terms that induce decoherence on subsystem A. Therefore, we numerically integrated the dissipative terms in time, in order to plot the decoherence factor (see Appendix)

$$\Gamma(t) = \exp \left(- \int_0^t D(s) ds \right) \quad (38)$$

Thus, $\Gamma(t)$ is initially one (there is no interaction at $t = 0$ between subsystems and environment), and it decays to zero with time (this is the case of total decoherence). From the master equation for A-subsystem, it is easy to see that factor $\Gamma(t)$ is at the root of the loss of quantum coherence. In order to illustrate the same cases, we present all four coefficients when both frequencies of the subsystems A and B are of the same order of magnitude ($\omega_A \approx \omega_B$) and when $\omega_A > \omega_B$, as shown in Figs. 5 and 6, respectively. Both cases are considered in the absence of

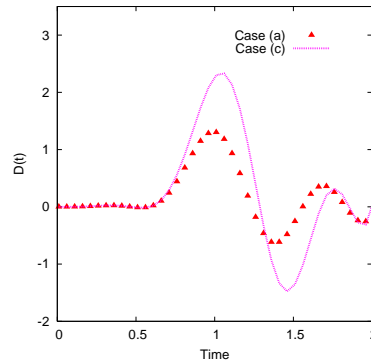


FIG. 4: Diffusion coefficients for cases (a) and (c) with $\omega_A = 5$, $\omega_B = 0.01$ and $k_B T = 100$. We can see the evolution of these coefficients at larger times than previous figures.

external environment E (i.e. $\omega_0 = 0$) and for low and high values of $\omega_0 k_B T$.

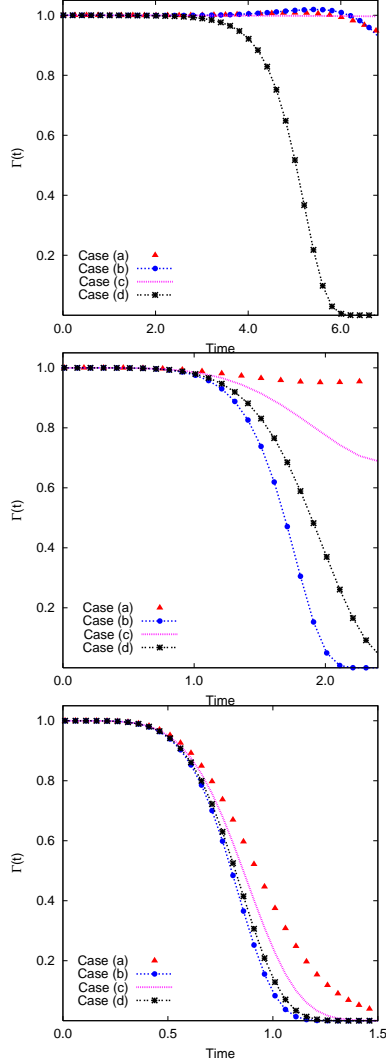


FIG. 5: Decoherence factor for the same set than Fig. 3. Isolated composite system decoheres first for the (d) case. For $\omega_0 \neq 0$, case (b) is more decoherent.

From the numerical results shown on top of Figs. 5 and 6, we can stress that in the absence of a hot bath, the decoherence time is smaller in case (d) than in (b), and both of them decohere long before cases (a) and (c). This is due to the fact that subsystem A, which is the solely coupling to subsystem

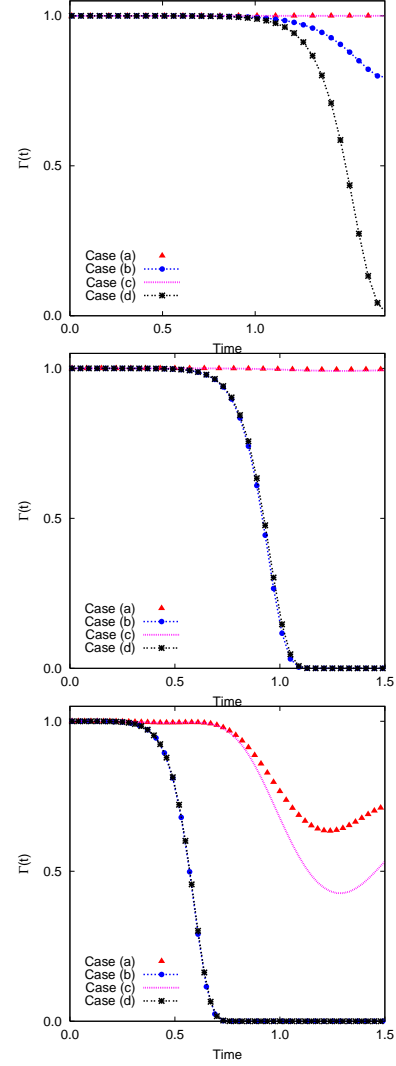


FIG. 6: Decoherence factor for the same set than Fig. 4. Isolated composite system decoheres first for the (d) case. For $\omega_0 \neq 0$, case (b) and (d) show the same decoherence time.

B, generates noise and dissipation at large scales. Thus, this noise and dissipation is bigger when the subsystem B is an upside-down oscillator (case (d)) than when it is a harmonic oscillator (case (b)). In this situation ($\omega_0 = 0$), case (d) is twofold exponential in time. In these figures, we can also observe what is going on for cases (a) and (c). In the former, the oscillatory dynamics of the A-oscillator

and the hyperbolic stretching of the B-environment, proceed largely independently of one another. The B-environment induces only minor perturbations in the subsystem A and this subsystem does not disturb the environment. The stretching of the environment (due to being an inverted oscillator) along its unstable manifold is reflected in the system as diffusion. The same physical process occurs in case (b), with the sole and essential difference that the one stretching along an unstable direction is the subsystem A, while the environment is oscillating. As this stretching results in diffusion, the more stretching the system has, the more diffusion it feels. Case (d) is the best example in this "isolated" model, because both, A and B, stretch along a direction in the phase space, producing double exponential diffusion. This is the reason why it is the most decoherent case. Case (c) is shown for completeness, but it is easily seen that decoherence occurs in a longer time scale (there is no stretching here). Therefore, case (d) decoheres at the time in which all the other examples do not.

As soon as the interaction between B and the thermal environment is switched on, oscillator B dissipates not only on the bath but also on A. This is shown in the middle and at the bottom of Figs. 5 and 6. At very high environmental temperatures, there is no difference between cases (b) and (d); both of them decohere in the same temporal scale. The huge reservoir dominates the diffusion terms. But they still differ from the cases where there are harmonic oscillators as subsystems A (cases (a) and (c)). In Figure 7 we present the behaviour of the $\langle t \rangle$ coefficients for these cases for a longer time scale. We can observe that we need to wait longer times for decoherence to be effective in cases (a) or (c) with respect to (b) and (d) even in the highest temperature case.

When the thermal system A is an upside-down oscillator [17], an unstable point forms in the center of the phase space with associated stable and unstable directions. These are characterized by Lyapunov coefficients with negative and positive real parts respectively. In order to have a quantitative expression for decoherence times we have to take into account that the dynamics now gives rise to the possibility of squeezing along the stable direction. The exponential stretching of the Gaussian packets in one of the directions due to the hyperbolic point is compensated by an exponential squeezing. The time dependence of the package width in the direction

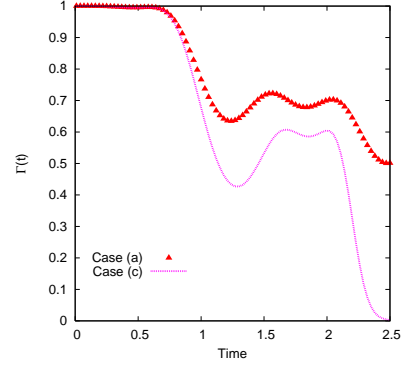


FIG. 7: Cases (a) and (c) for $\beta_0 k_B T = 100$, $\hbar = 5$, $\gamma = 5$. Here we can see that, even the behaviour of $\langle t \rangle$ is similar, case (c) decoheres faster than case (a), in which B-system is an inverted oscillator.

of the momenta is given by $\sigma_p(t) = \sigma_p(t_0) \exp[\lambda t]$, where $\sigma_p(t_0)$ is the corresponding width at the initial time. Lyapunov coefficient is given by the value corresponding to a linear potential $\lambda = 2!^2$.

Diffusion effects limit the squeezing of the Wigner function. The bound on the width of the packets is given by $\sigma_c = \sqrt{2D/\lambda}$ [4, 14] (where λ is b or d). There is another scale, t_{max} corresponding to the time in which decoherence starts to be effective, and after which squeezing becomes of the order of the limiting value. We use this to estimate the decoherence time scale.

Evolution of the Gaussian packet will typically proceed in two different stages. During the first stage, evolution is dominated by the unitary part of the master equation and will be within an approximately preserved area. This lasts the time needed for the spreading of the initial state over a regular patch to be larger than the critical width. During this stage diffusion does not alter much the Wigner function, which is stretched or contracted. When the dimension of the patch becomes comparable with σ_c , diffusion begins to dominate and the second stage of evolution begins. Further contraction will be halted at σ_c but the stretching will proceed at the rate set by the positive Lyapunov exponent. As a result, the area (or the volume) in phase space increases. One can estimate the time corresponding to the transi-

tion from reversible to irreversible evolution as

$$t_c = \frac{1}{c} \ln \frac{p(0)}{c} : \quad (39)$$

In our toy model, we can use this scale as the typical scale for decoherence, setting $t_D = \frac{1}{c} \ln \frac{p(t_{max})}{c}$, therefore we obtain

$$t_D = t_{max} + \frac{1}{c} \ln \frac{p(0)}{c} : \quad (40)$$

Using the parameters that appear in Figs. 5 and 6, we are able to numerically estimate decoherence times as: $t_{D_b} = 7.7$ and $t_{D_d} = 6.4$, for the first set of parameters in Fig. 5 ($\beta = 1$) where $\beta_0 = 0$; $t_{D_b} = 2.4$ and $t_{D_d} = 2.7$; for $\beta_0 k_B T = 1$, and $t_{D_b} = 1.6$ and $t_{D_d} = 1.7$, in the high T case $\beta_0 k_B T = 100$. For the set in Fig. 6 ($\beta = 5$), we estimated: for $\beta_0 = 0$; $t_{D_b} = 3.0$ and $t_{D_d} = 2.7$. We also got $t_{D_{b,d}} = 0.1$, for $\beta_0 k_B T = 1$, and $t_{D_{b,d}} = 0.6$ in the case $\beta_0 k_B T = 100$. All these results agree with the decoherence times, defined by the times the decoherence factor $\langle \rho(t) \rangle$ goes to zero, that can be seen in the figures above.

Using Eq.(39), we can check that decoherence proceeds slower in case (d) than in case (b) for $\beta_0 \neq 0$,

$$t_{D_b} - t_{D_d} = \frac{1}{c} \ln \frac{D_d}{D_b} = \frac{1}{2} \ln \frac{D_d}{D_b} : \quad (41)$$

By simple inspection of diffusion coefficients in the figures, we can see that $D_d < D_b$ implying $t_{D_b} < t_{D_d}$.

In the isolated from external environment case ($\beta_0 = 0$), we have $D_d > D_b$ resulting in $t_{D_b} > t_{D_d}$, which agrees with our qualitative arguments and with what is shown in the plots on top of Figs. 5 and 6.

Decoherence times for cases (a) and (c) occur as for the usual harmonic systems. We can estimate them by using the result of the high temperature limit of the quantum Brownian motion paradigm, i.e. t_D is the solution of: $1 = L^2 \int_0^{t_D} D(s) ds$ (we have to take the typical distance L as 2 , proportional to the dispersion in position of our initial Gaussian packet). We present, in Fig. 7, $\langle \rho(t) \rangle$ for a long time scale in order to establish the corresponding hierarchy in the environmental decoherence effectiveness.

V. FINAL REMARKS

In this article we analyzed the decoherence induced by an effective environment. The effective environment was considered to be formed by part of a composite system and an infinite set of harmonic oscillators. The composite system was considered to be any of the four possible combinations made up with a harmonic and an inverted oscillator.

Since a set of harmonic oscillators is a stable system, small perturbations due to the state of the coupled system do not induce exploration of a large volume of the phase space for any oscillator. When one considers an inverted oscillator, it can explore its volume more efficiently when it is perturbed.

When one works with a composite quantum open system in interaction with a stable environment, it is almost proved that the composite system (or part of it, for example its unstable degrees of freedom) will decohere before those systems where there are not inverted potentials (like our case (c)). Therefore, one could have a mixture of quantum-classical dynamics for the open composite system due to the fact that the different parts of the global system lose coherence at different rates.

In our article we integrated out subsystem B, in order to study the effect of having (or not) unstable degrees of freedom into the full environment. Then we analyzed different situations and concluded that cases (b) and (d) are the most efficient (smaller decoherence times) at high temperatures, and (d) is the most dissipative case, when one turns on the thermal bath. There is a clear hierarchy between the different compositions of the composite systems. Those in which oscillator A is unstable (cases (b) and (d)) decohere before than those with a harmonic oscillator as the A-subsystem (cases (a) and (c)). At high temperatures of the external environment, it has been shown that cases (b) and (d) have the same decoherence time scale, while composite system (c) loses quantum coherence before case (a).

As the system and environment interact, information about the initial state of the subsystem A is transferred to the environment (and vice-versa). Case (b) is the most decoherent because the unstable system loses its information in an uniform (non-ohmic) environment composed by a harmonic oscillator (B) plus an infinite set of harmonic oscillators in thermal equilibrium without internal unstable (and unbounded) regions (contrary to what happens in case (d)). At intermediate temperatures,

unstable A-subsystems decohere before stable A-subsystems because the intrinsic dynamics of those subsystems produce exponentially driven dissipative terms. However, at high temperatures the environment does not distinguish between subsystems and decoherence proceeds equally in every case. The effectiveness of diffusion depends on the intermediate-environment subsystem B. We have shown that harmonic oscillators keep information during a major period of time and therefore are able to react on the A-system more efficiently, than the case in which one has an inverted oscillator as "information delivery subsystem". This is the main reason why case (b) is more decoherent (in general) than case (d), and why case (c) is more effective losing quantum coherence than case (a). It is important to stress that in order to have a more physical model for the effective environment which would contain an unstable degree of freedom one should consider a double well potential as B-oscillator. For example, for cases (a) or (d). This non-linear potential has all the unstable properties of the upside-down oscillator at early times (giving a contribution to the diffusion terms which is exponential with time). Furthermore, this potential is bounded, which would be of much relevance in order to evaluate its global effect on subsystem A. In this situation, case (d) would be the most decoherent case at any value of $\gamma_0 k_B T$ [18].

As was emphasized by authors of Ref. [6], the scale associated with the decoherence process when upside-down oscillators are taken into account as part of the coupled system, is logarithmically dependent on the coupling constant. This is easy to see from our analytical results, using the expression of the diffusion coefficient D , given in the Appendix (Eq.(A 13)), into Eq.(40). This implies that isolation from chaotic environments is "exponentially" difficult. It is even harder to isolate a system (or subsystem) from a chaotic environment than from the many harmonic oscillators of the quantum Brownian motion environment, where decoherence time is quadratic in the coupling constant.

VI. ACKNOWLEDGMENTS

We thank Juan Pablo Paz for useful discussions. We also thank F.D.Mazzitelli and W.H.Zurek for comments during the early stage of this work. This work was supported by UBA, CONICET, Fundacion Antorchas, and ANPCYT, Argentina.

APPENDIX A: DERIVATION OF THE DIFFUSION COEFFICIENT

In this Section, we show the calculation of diffusion coefficient corresponding to case (a), in which we have a harmonic oscillator coupled to an upside-down oscillator, and it is in interaction with a set of infinite harmonic oscillators at temperature T .

In order to perform the functional integrations of Eq.(25), we must solve the classical equation of motion for the subsystem B. If this system satisfies,

$$m_B \ddot{q}(s) = -\frac{1}{2} \kappa q(s) : \quad (A 1)$$

The complete solution to this equation, after imposing initial and final conditions $q(s=0) = q_0$ and $q(s=t) = q_f$, is given in Eq.(27).

Once we have the classical solution for the upside-down oscillator coupled to a subsystem of coordinate $x(s)$, we can write explicitly the influence action obtained after integrating out all the degrees of freedom of the environment E (Eq.(19)). Neglecting the action of dissipation into the influence action (the dissipation coefficient γ_0 is basically the square of the coupling constant between subsystem B and the environment E , $[\gamma_0 \propto \kappa^2]$ and we are working in the underdamped and high temperature limit ($\gamma_0 < 1$; $\gamma_0 < k_B T$)), we can write it as

$$A(q; q_0) = i 2 M_B \gamma_0 K T \int_0^t ds (\dot{q}(s))^2 : \quad (A 2)$$

In last equation, $\dot{q}(s)$ is given by

$$\begin{aligned} q_{cl}(s) = & (q_0 - q_f) \frac{\sinh((t-s))}{\sinh(t)} + \\ & + 2(q_0 - q_f) \frac{\sinh((t-s))}{\sinh(t)} g(s;t) + g(s;t)^2; \end{aligned}$$

with

$$\begin{aligned} g(s;t) = & \frac{1}{M_B} \int_0^s du x(u) \sinh((t-u)) \\ & + \frac{\sinh(s)}{\sinh(t)} \int_0^t du x(u) \sinh((t-u)) \quad (A 3) \end{aligned}$$

and $x(u) = x(u) - x_0(u)$. As the last term in expression (A 3) does not depend on the initial conditions, it will be transparent to integrals in Eq.

result reads

$$\begin{aligned} \rho_r(x_f; x_f^0; t) &= \frac{\partial}{\partial t} \frac{2}{\sim} \frac{0 k_B T}{2} \int_0^Z ds g(s)^2 \\ &= \int_0^Z ds \int_0^Z ds' x_{cl}(s) \sim(s; s') x_{cl}(s') \rho_r + \dots = \\ &= \frac{2}{\sim} \frac{0 k_B T}{2} \int_0^Z 2g(s)g(s)ds \\ &+ \frac{2}{32\sim} (x_f - x_f^0) \int_0^Z ds \cosh((t-s)) x_{cl}(s) \rho_r \\ &+ \dots \end{aligned}$$

where ellipsis denote other terms that do not contribute to decoherence.

This is equivalent to write

$$\rho_r = (x_f - x_f^0)^2 D(t) \rho_r; \quad (A 11)$$

with D the diffusion coefficient (Eq.(A 13)). Then, the effect of the diffusion coefficient on the decoherence process can be seen considering the following approximate solution to the master equation

$$\rho_r(x_f; x_f^0; t) = \rho_r^u(x_f; x_f^0; t) e^{\int_0^t D(s) ds}; \quad (A 12)$$

where ρ_r^u is the solution to the unitary part of the master equation (i.e., without environment). The system will decohere when the non-diagonal elements of the reduced density matrix are much smaller than the diagonal ones.

For the case of a harmonic oscillator coupled to an upside-down oscillator, which is coupled to an external environment, the diffusion coefficient (Eq.(A 13)) for total the reduced density matrix $\rho_r(x_f; x_f^0; t)$ is

$$\begin{aligned} D_a &= \frac{2}{(\frac{1}{2} + \frac{1}{2})^2} \frac{n}{2} \frac{2}{\sim} \frac{0 k_B T}{2} \int_0^Z ds \\ &= \frac{h \sinh(s)}{\sinh(t)} (\cosh(t) \cos(s)) - 1 \\ &= \cosh(s) \cos(s) + \cos(s) (\cosh(t) - 1) \\ &= h \frac{\sinh(s)}{\sinh(t)^2} \cosh(t) (1 \\ &= \cosh(t) \cos(s) + \sinh(s) \cosh(t) \\ &+ \frac{\sinh(s)}{\sinh(t)} \sin(s) \cosh(t) - \sin(s) \\ &= \frac{\sinh(s)}{\sinh(t)} \sin(s) \cosh(t) - \sin(s) \\ &+ \frac{2}{32\sim} \int_0^Z ds \cosh((t-s)) \cos(s) : \end{aligned} \quad (A 13)$$

The procedure to evaluate the diffusion term for case (b), when one has an upside-down oscillator coupled to a harmonic one, and the last to the environment, is equivalent to what was done in the Subsection above but replacing $\frac{1}{2}$ and $\frac{1}{2}$ by $-\frac{1}{2}$. This is because subsystem B satisfies

$$q(s) + \frac{1}{2} q(s) = \frac{1}{M_B} x(s) \quad (A 14)$$

and subsystem A satisfies

$$x(s) - \frac{1}{2} x(s) = 0; \quad (A 15)$$

Therefore, in this case, $q_{cl}(s)$ is,

$$\begin{aligned} q_{cl}(s) &= q_0 \frac{\sin((t-s))}{\sin(t)} + q_f \frac{\sin(s)}{\sin(t)} \\ &= \frac{1}{M_B} \frac{\sin(s)}{\sin(t)} \int_0^Z x(u) \sin((s-u)) du \\ &+ \frac{1}{M_B} \int_0^Z x(u) \sin((s-u)) du; \end{aligned} \quad (A 16)$$

and $x_{cl}(s)$,

$$x_{cl}(s) = x_0 \frac{\sinh((t-s))}{\sinh(t)} + x_f \frac{\sinh(s)}{\sinh(t)}; \quad (A 17)$$

If one follows all the procedure detailed above using expressions (A 16) and (A 17), one obtains as the diffusion coefficient,

$$\begin{aligned}
D_b = & \frac{2}{(\beta^2 + \omega^2)^2} \frac{n}{2} \frac{2}{\omega} \frac{k_B T}{\omega} \int_0^{\omega} ds \\
& \frac{\hbar \sin(\omega s)}{\sin(\omega t)} (\cos(\omega t) \cosh(\beta t) - 1) \\
& \cos(\omega s) \cosh(\beta t) + \cosh(\beta(t-s)) \\
& \frac{\hbar \sin(\omega s)}{\sin(\omega t)^2} \cos(\omega t) (1 \\
& \cos(\omega t) \cosh(\beta t)) + \sin(\omega s) \cos(\omega t) + \\
& \beta \frac{\sin(\omega s)}{\sin(\omega t)} \sinh(\beta t) \cos(\omega t) \\
& \sinh(\beta(t-s)) + \sinh(\beta t) \cos(\omega s) + \\
& \frac{2}{32} \int_0^{\omega} ds \cos(\omega(t-s)) \cosh(\beta(t-s)) :
\end{aligned}$$

Diffusion terms D_c and D_d can be obtained in a similar way, by replacing $\beta \rightarrow i$ in D_a and D_b , respectively.

-
- [1] W. H. Zurek, *Rev. Mod. Phys.* 75, 715 (2003)
- [2] E. B. Davies, *Quantum Theory of Open Systems* (Academic, London, 1976); B. J. Lindenberg and B. J. West, *The Nonequilibrium Statistical Mechanics of Open Systems* (VCH, New York, 1990); U. Weiss, *Quantum Dissipative Systems* (World Scientific, Singapore, 1999)
- [3] O. V. Prezhdo and P. Rossky, *Phys. Rev. Lett.* 81, 5294 (1998)
- [4] J. P. Paz and W. H. Zurek, *Environment-induced decoherence and the transition from quantum to classical*, lectures at the 72nd Les Houches Summer School on "Coherent Matter Waves"; (1999). arXiv: quant-ph/0010011
- [5] M. Toutounji and R. Kapral, *Chem. Phys.* 268, 79 (2001); O. V. Prezhdo, *Phys. Rev. A* 56, 162 (1997)
- [6] R. Blume-Kohout and W. H. Zurek, *Phys. Rev. A* 68, 032104 (2003)
- [7] F. C. Lombardo, F. D. Mazzitelli, and D. Monteoliva, *Phys. Rev. D* 62, 045016 (2000); N. D. Antunes, F. C. Lombardo, and D. Monteoliva, *Phys. Rev. E* 64, 066118 (2001)
- [8] K. Shibukawa and R. Kapral, *J. Chem. Phys.* 117, 7852 (2002)
- [9] A. Venugopalan, *Phys. Rev. A* 61, 012102 (1999)
- [10] R. J. Rivers and F. C. Lombardo, *How phase transitions induce classical behaviour*, *Int. J. Theor. Phys.* in press (2005) hep-th/0412259; F. C. Lombardo, F. D. Mazzitelli, and R. J. Rivers, *Nucl. Phys. B* 672, 462 (2003)
- [11] R. P. Feynman and F. L. Vernon, *Ann. Phys. (NY)* 24, 118 (1963)
- [12] B. L. Hu, J. P. Paz, and Y. Zhang, *Phys. Rev. D* 45, 1576 (1992)
- [13] H. Grabert, P. Schramm, G. L. Ingold: *Phys. Rep.* 168, 115 (1988)
- [14] J. P. Paz, S. Habib, and W. H. Zurek, *Phys. Rev. D* 47, 488 (1993)
- [15] B. L. Hu, J. P. Paz, and Y. Zhang, *Phys. Rev. D* 47, 2843 (1993)
- [16] F. C. Lombardo and P. I. Villar, *Phys. Lett. A* 336, 16 (2005)
- [17] W. H. Zurek and J. P. Paz, *Phys. Rev. Lett.* 72, 2508 (1994)
- [18] F. C. Lombardo and P. I. Villar, in preparation