

Light Qubit Storage and Retrieval using Macroscopic Atomic Ensembles

J. Sherson,^{1,2,3} A. S. Sørensen,^{1,3} J. Fiurášek,⁴ K. Mølmer,^{1,2} and E. S. Polzik^{1,3}

¹QUANTOP, Danish National Research Foundation Center for Quantum Optics

²Department of Physics and Astronomy, University of Aarhus, DK 8000 Aarhus C, Denmark

³Niels Bohr Institute, Copenhagen University, Blegdamsvej 17, 2100 Copenhagen Ø, Denmark

⁴Department of Optics, Palacký University, 17. listopadu 50, 77200 Olomouc, Czech Republic

We present an experimentally feasible protocol for the complete storage and retrieval of arbitrary light states in an atomic quantum memory. Our protocol relies on the well-established Faraday interaction between light and matter combined with multiple simultaneous passages of a single light pulse through an atomic ensemble. The storage and retrieval fidelity for a photonic qubit is analyzed in detail and shown to approach unity in the ideal case.

Faithful storage and retrieval of an unknown quantum state of traveling light pulses plays an important role in quantum information protocols, such as long distance communication [1, 2] and quantum computation [3]. Several theoretical proposals for deterministic quantum memory for light have been put forward using single atoms coupled to high finesse cavities [4], as well as atomic ensembles in free space coupled to light [5, 6, 7]. Experimentally, the latter have been studied in the classical regime [8, 9]. In related work, a light atom interface was achieved by generation of atomic states conditioned on the probabilistic detection of a photon for a single ion in [10] and for an atomic ensemble in [11]. Recently the first quantum storage of weak coherent light pulses with fidelity higher than the best classical fidelity was demonstrated using macroscopic atomic ensembles in [12] utilizing the interaction of [5, 6] combined with a quantum measurement. A natural next step is to apply the inverse procedure: high fidelity deterministic retrieval of the stored state back onto light. In the present Letter we show that the physical system of Ref. [12] also enables high fidelity retrieval. Although being an effectively continuous variable system a macroscopic atomic ensemble can be used to store a single qubit and we show this by evaluating explicitly the fidelity of storage and retrieval of qubit states in the form of superposition states of 0 and 1 photon.

The protocols that we analyze include novel two- and four-pass protocols for the state retrieval utilizing the off resonant Faraday type interaction as in [12]. See Fig. 1 a). We note that a protocol involving a double passage of a light beam through an atomic sample has been proposed several years ago [6] and recently other multi-pass schemes were proposed [13, 14]. These proposals, however, assume a delay between the passages of light through the sample, so that there is no simultaneous interaction between the atoms and the different parts of the light pulse. Obviously this assumption becomes hard to fulfill when scaling and miniaturization is the goal. In the present paper we relax on the condition of the pulse

length being smaller than the size of the experimental setup by allowing the light to interact with atoms simultaneously in both directions, hence providing a much more feasible reversible memory solution for the systems of the type used in [12].

We investigate a setup with a macroscopic atomic spin angular momentum oriented along the x-direction or, equivalently, two samples with opposite macroscopic spin placed in a constant magnetic field [12]. See Fig. 1 b). As described in [12, 15] the total angular momentum along the x-direction, J_x , is effectively a classical parameter and the two remaining components can be rescaled to form operators, $x_A = J_y / \overline{J_x}$ and $p_A = J_z / \overline{J_x}$ with canonical commutation relation $[x_A, p_A] = i$. The light state is composed of a strong coherent component linearly polarized in the x-direction and the weak quantum mechanical signal to be stored in the y-polarization. For this system the Stokes vector component S_x is a macroscopic classical quantity and we can define the operators $x_L = S_y / \overline{S_x}$ and $p_L = S_z / \overline{S_x}$ with commutation relation $[x_L, p_L] = i$.

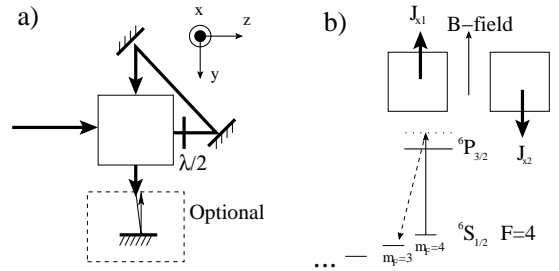


Figure 1: a) Schematic of the multi-pass protocol. The light is sent through the atomic sample along the z-and then along the y-direction. After the second passage, we may reflect the light back onto the sample to improve the performance by two further passages of the light beam. b) Schematic of the implementation of [12] using two atomic samples with oppositely oriented mean spin in a homogeneous magnetic field. The x-polarized strong pulse along with the weak quantum field polarized in y-plane induces atomic coherences between the $m_F = 3$ and the $m_F = 4$ populations, as described by the Hamiltonian $H \propto p_A p_L$.

Electronic address: sherson@phys.au.dk

As shown in Fig. 1 our protocol begins with a light passage along the z-direction. The off-resonant interac-

tion Hamiltonian for this process is given by $H = \frac{p_A p_L}{2}$ [12]. After a 90 deg. rotation in x_L - p_L space the light is sent through the atomic sample along the y -direction, thus creating a $H = \frac{p_A x_L}{2}$ interaction. To describe the effect of this interaction we first review the case where the two passes of the beam occur one after the other [6]. The output operators are then given by $p_L^{\text{out}} = (1 - \frac{2}{a})p_L^{\text{in}} - x_A^{\text{in}}; x_L^{\text{out}} = x_L^{\text{in}} + \frac{2}{a}p_A^{\text{in}}; p_A^{\text{out}} = (1 - \frac{2}{a})p_A^{\text{in}} - x_L^{\text{in}}; x_A^{\text{out}} = x_A^{\text{in}} + \frac{2}{a}p_L^{\text{in}}$, where $\frac{2}{a}$ is the integrated interaction strength. $\frac{2}{a}$ is proportional to the total number of atoms and the total number of photons in the pulse [15, 16]. The protocol both maps the light properties on the atoms and the atomic properties on the outgoing light pulse. For $\frac{2}{a} = 1$ mean values are faithfully stored whereas uncanceled contributions from x_A^{in} or x_L^{in} will limit the fidelity of storage or retrieval of e.g. a coherent state to 82% [6]. This deficiency can be remedied by initially squeezing these variables (e.g. $x_A \rightarrow x_A e^{-\frac{1}{2}}$, $p_A \rightarrow p_A e^{\frac{1}{2}}$), in which case the fidelity may be increased towards 100%.

For typical experimental conditions in [12] the pulse length is hundreds of kilometers requiring the simultaneous passage along both directions. To treat this case we split the incoming light pulse into segments of duration Δt as discussed in [14, 16]. The interaction can then be treated sequentially using the coarse grained Hamiltonian $H_{\text{int}} = \frac{p_A p_L}{2} \delta(t - t_i)$. The crossing of beams in the atomic sample gives rise to standing wave interference patterns. Since these will either be stationary or move with a speed of $c = \frac{c}{2}$ in the 45 degree directions with respect to the beams, atoms with a thermal velocity distribution will effectively average over these interferences and only experience the travelling wave components. By taking the $\Delta t \rightarrow 0$ limit, differential equations are obtained, which can be solved under the physically reasonable assumption that the atomic state evolves slowly compared to the time it takes for light to travel between the two passages [17]:

$$\begin{aligned} x_A(t) &= x_A(0) + \int_0^t dt' \frac{2}{a} p_L^{\text{in}}(t') \\ p_A(t) &= p_A(0) e^{-\int_0^t dt' \frac{2}{a} x_L^{\text{in}}(t')} \\ x_L^{\text{out}}(t) &= x_L^{\text{in}}(t) + \frac{2}{a} p_A(t) \\ p_L^{\text{out}}(t) &= p_L^{\text{in}}(t) - \frac{2}{a} x_A(t); \end{aligned} \quad (1)$$

where the time dependence of $\frac{2}{a}$ is implicit in the integrals and $x_L(t)$ and $p_L(t)$ are the position and momentum operators for the light segment arriving at time t with commutation relation $[x_L(t), p_L(t')] = i \delta(t - t')$. The time dependent interaction strength $\frac{2}{a}(t)$ is proportional to the amplitude of the strong x -polarized driving light field, which can be varied experimentally. In the above sequential two pass protocol $\frac{2}{a} = \int_0^t dt' \frac{2}{a}(t')$. For the particular choice

$$\frac{2}{a}(t) = \frac{1}{a} \frac{d}{dt} \left(\frac{1}{2T} - t \right); \quad (2)$$

where a is an arbitrary constant, the output quadrature operators of the uniform light mode described by $x_L = \frac{1}{\sqrt{2}} \frac{p - R_T}{0} x_L(t) dt$ are given by

$$\begin{aligned} x_L^{\text{out}} &= \frac{x_L^{\text{in}}}{1 + a} + p_A(0) \frac{1}{1 + a} \frac{1}{2a} \\ p_L^{\text{out}} &= (1 - a) p_L^{\text{in}} - x_A(0) \frac{1}{2a}; \end{aligned} \quad (3)$$

For a complete light-memory-light state transfer, the storage is performed according to the direct mapping protocol of [12] with a feedback gain of $1 = \frac{2}{a}$. The atomic variables storing the light state are given by $p_A^{\text{out}} = x_A^{\text{in}} + p_L^{\text{in}}$ and $x_A^{\text{out}} = \frac{1}{2} x_L^{\text{in}}$, where we have at the end performed a 90 degree rotation in the atomic x - p -space. With $\frac{2}{a} = \frac{1}{2}$ for the storage and a subsequent retrieval light pulse, (3) with $a = 1$, we get $x_L^{\text{out}} = \frac{x_L^{\text{in}}}{2} + \frac{1}{2} x_A^{\text{in}} + p_L^{\text{in}}; p_L^{\text{out}} = x_L^{\text{in}}$, where x_L^{in} and p_L^{in} are the operators describing the pulse we want to store and x_L and p_L refer to the retrieval light. In the limit of perfect squeezing of both the initial atomic quadrature x_A^{in} and the quadrature x_L^{in} of the retrieval pulse we obtain perfect light-memory-light transfer. The interaction strength (2) diverges at $t = T$, and has to be truncated in an experiment. The effect of this on the fidelity will be treated below.

The necessity of squeezing in the two-pass protocol is caused by the asymmetry in Eq. (1) between the atomic variables: $p_A(0)$ is exponentially damped, whereas $x_A(0)$ remains undamped, hence requiring initial atomic state squeezing. The symmetry can be restored by reflecting the light back through the atomic medium, see Fig. 1. In the resulting four pass protocol the light will experience an interaction sequence $pp; xx; xx$, and pp . As in the two pass case a differential equation for the time evolution of the atomic and light variables can be formulated and solved to obtain [17]:

$$\begin{aligned} x_A(t) &= x_A(0) e^{-\int_0^t dt' \frac{2}{a} x_L^{\text{in}}(t')} + 2 \int_0^t dt' e^{-\int_0^{t'} dt'' \frac{2}{a} x_L^{\text{in}}(t'')} p_L^{\text{in}}(t') \\ p_A(t) &= p_A(0) e^{-\int_0^t dt' \frac{2}{a} x_L^{\text{in}}(t')} - 2 \int_0^t dt' e^{-\int_0^{t'} dt'' \frac{2}{a} x_L^{\text{in}}(t'')} x_L^{\text{in}}(t') \\ x_L^{\text{out}}(t) &= x_L^{\text{in}}(t) + \frac{2}{a} p_A(t) \\ p_L^{\text{out}}(t) &= p_L^{\text{in}}(t) - \frac{2}{a} x_A(t); \end{aligned} \quad (4)$$

By introducing the annihilation operators $\hat{a} = \frac{1}{\sqrt{2}}(x + ip)$ and $\hat{A} = \frac{1}{\sqrt{2}}(x + ip)$ the entire interaction can be written as a beamsplitter relation:

$$\hat{a}_A(t) = \hat{a}_A(0) e^{-\int_0^t dt' \frac{2}{a} x_L^{\text{in}}(t')} + 2i \int_0^t dt' e^{-\int_0^{t'} dt'' \frac{2}{a} x_L^{\text{in}}(t'')} \hat{A}(t'); \quad (5)$$

In order to store an incoming light pulse described by a temporal mode $\hat{a}_L^{\text{in}} = \frac{1}{\sqrt{2}} \int_0^T dt f(t) \hat{A}_L^{\text{in}}(t)$, we want $\hat{a}_A(T) = \hat{a}_L^{\text{in}}$ which is equivalent to

$$\frac{1}{\sim} \frac{d\sim}{dt} + 2\sim^2 = \frac{1}{f} \frac{df}{dt}; \quad (6)$$

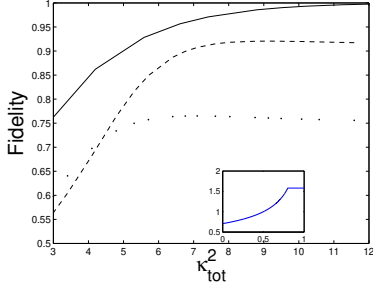


Figure 2: The fidelity of mapping and subsequent retrieval of a qubit with different truncations of the interaction strength (2). Curves are shown for the one pass direct mapping followed by two-pass retrieval with and without squeezing, $\kappa = 4$, of the initial states (dashed and dotted respectively) and for two truncated four pass pulses (full curve). Inset: example of a truncated interaction strength for retrieval.

Hence by suitable tailoring of \sim the protocol allows for ideal storage (and retrieval) of an incoming light state without any initial squeezing! As a specific example let us consider a constant field mode with $f(t) = 1 = \frac{1}{T}$. In the case of mapping the initial atomic state is damped exponentially but so is the early part of the input light pulse. This can be counteracted by an increased interaction strength for the front part of the pulse, and Eq. (6) gives $\sim(t) = \frac{1}{2} \frac{1}{t}$ for the mapping interaction. When retrieving a stored state the rear end of the light pulse reads out a damped atomic state and the divergence needs to be placed at this end of the pulse.

Another interesting result can be obtained if we let $\sim(t) = \frac{1}{2} \frac{1}{t+T}$, where T is the pulse length. In this case we get a 50/50 beam splitter between the light and atoms. This adds to the growing toolbox of interesting interactions between atomic ensembles and light pulses, which pave the way for a number of hybrid light-atom protocols, e.g., for teleportation and entanglement swapping.

For the four pass protocol the relation (5) shows that imperfect operation results in admixture of vacuum noise into the mode we are interested in, and the effect of having only a finite κ_{tot}^2 is therefore fairly easily determined. If we assume that we truncate \sim by setting it to zero in a region around the divergency the fidelity for the combined storage and retrieval can be calculated and for large interaction the fidelity approaches unity rapidly:

$$F \approx 1 - 2 \exp(-\kappa_{\text{tot}}^2/2); \quad \kappa_{\text{tot}}^2 \gg 1: \quad (7)$$

Eqs. (1) and (4) provide analytical expressions for the mean values and variances of the atom and field operators. For Gaussian states, these suffice to calculate the mapping fidelity, but for qubits, encoded in the zero and one photon subspace of the light field, we need to examine the description of the input and output modes more closely. The effect of the interaction can be written as $Y^{\text{out}} = U^\dagger Y^{\text{in}} U$, where Y is a vector containing the x 's and p 's for three orthogonal modes defined from the

incoming light mode and the temporal field modes populated according to Eqs.(1,4) [17]. The reduced density matrix for the atomic system is given by:

$$\rho = \text{Tr}_L (U O_L \rho_L^{\text{in}} U^\dagger) = E(j^{\text{in}}); \quad (8)$$

where O_L creates the incoming light state j^{in} from the vacuum $j^{\text{in}} = \rho_L^{\text{in}} \rho_A^{\text{in}}$. In order to describe any superposition of Fock states, we form the generating function:

$$G(v) = \text{Tr}_L (e^{i h_0 j_e} e^{i a_A U} e^{i a_L^\dagger j^{\text{in}} h_0 j_e} e^{i a_L U^\dagger} e^{i a_A^\dagger j_A^{\text{in}}}); \quad (9)$$

where $v = (j^{\text{in}}; j_A^{\text{in}}; j_e; j_A)$ should be treated as four independent variables. G is proportional to the Husimi Q -function of ρ for an incoming coherent light state, $G = \hbar \int \mathcal{D}(j^{\text{in}}) \mathcal{D}(j_A^{\text{in}}) \mathcal{D}(j_e) \mathcal{D}(j_A) e^{i j^{\text{in}} j_e + j_A j_A^{\text{in}}}$. It follows from the linearity of Eqs. (1,4) that the Q -function of $E(j^{\text{in}})$ is Gaussian and can be easily determined. By differentiating G an appropriate number of times with respect to j^{in} and j_A^{in} and subsequently putting $j^{\text{in}} = j_A^{\text{in}} = 0$ any input light state can be generated. Differentiations with respect to j_e and j_A extract the overlap with the ideally stored state. The theory is readily generalized to any relevant protocol including the combined storage and retrieval fidelity for an arbitrary qubit; the full details of this calculation will be presented elsewhere [17]. Averaging the fidelity expression over the qubit Bloch sphere yields a complicated expression, for which we shall only show numerical results.

We recall that our protocol for optimum storage and retrieval of photonic states requires divergencies in the coupling strength, which cannot be achieved experimentally. We restrict \sim to finite values in our calculations by applying in the retrieval the truncated expression $\sim = \frac{1}{2} \ln \left[\frac{a}{a + \sqrt{a^2 + 4T}} \right]$ where a is a chosen constant and $a = 1$ ($a = \frac{1}{2}$) for the two (four) pass protocols. The intensity of the strong classical field is proportional to \sim^2 , and in Fig. 2 we show the fidelity as a function of $\kappa_{\text{tot}}^2 = \int dt \sim^2(t)$ summed over all passes. In the figure we compare the one-two pass protocol with the four-four pass protocol. For the one pass storage we set $\kappa^2 = 2$ and we include curves for which both x_A^{in} and x_L^{in} are squeezed with a factor $\sqrt{2}$ as proposed after Eq. 3. We see that fidelities of the order of 90 % can be achieved with experimentally feasible squeezing. As expected the four pass protocol without squeezing approaches unit fidelity already for experimentally achievable values of κ_{tot}^2 . Note, however, that one of the main factors limiting the fidelity of mapping in [12] was reflection losses from the air-glass interface. The four-four pass protocol involves eight passages of the atoms compared to three for the one-two pass scheme. Thus, the choice of protocol in a physical implementation would depend critically on experimental parameters such as e.g. the light loss per passage.

For a single pass through a gas with resonant optical density ρ the spontaneous emission probability per atom is given by $\gamma = \frac{\gamma}{2} \rho^2$. This is why it is important to

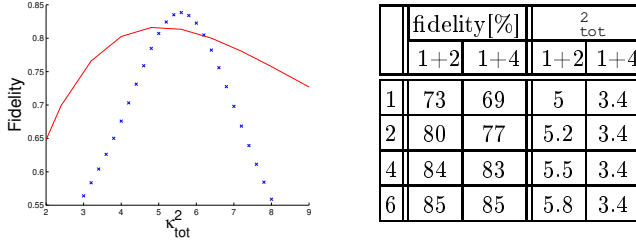


Figure 3: Combined storage and retrieval fidelity of a qubit with constant interaction strength for one pass storage and two pass retrieval, $r = 4$, (crosses) and four pass storage and four pass retrieval (full curve). In the table complete storage and retrieval fidelities (obtained from the optimum of curves as the ones shown) for two different retrieval protocols with varying degrees of squeezing are presented along with the optimum values of the accumulated interaction strength, k_{tot}^2 .

keep 2_{tot} fairly small. The effect of spontaneous emission will reduce the fidelity of the protocol by an amount proportional to γ , so that the total error ($1 - F$) is of the order of $\exp(-\gamma) + \gamma$. Optimizing this expression with respect to γ we find that the error scales as $\log(\gamma) = -\gamma$.

The time varying interaction strength adds an extra complication to the experiment. For initial experimental investigation, it is still possible to achieve fairly high fidelity without this complication. In Fig. 3 we show two examples of the behavior of the fidelity as a function of the total interaction strength k_{tot}^2 for constant $r \sim 4$. The crosses show the result of the direct mapping protocol with $r^2 = 2$ and retrieval of light with a two pass interaction. Both the initial atomic state and the light of the retrieval pulse are initially squeezed by a factor $r = 4$. The solid curve shows the fidelity when both storage and retrieval are achieved with the four pass protocol. The table summarizes the optimal combined storage and retrieval fidelities at different squeezing factors for the direct mapping/two-pass retrieval ("1+2") and direct mapping/four-pass retrieval ("1+4") protocols. In each case the total accumulated interaction strength is

also given. We note that with a moderate amount of squeezing, fidelities well above the classical boundary of $2/3$ can be achieved. We also note that the four-pass storage/four-pass retrieval protocol does not require any squeezing, and with a moderate $2_{\text{tot}} = 4.8$ we get $F = 82\%$ with constant coupling strength.

The present protocols can also be extended to employ two atomic memory units (ensembles) A and B to store or retrieve a qubit originally represented by a single photon in two modes L and M, $j_{LM} = j_{L0}i_{LM} + j_{0L}i_{LM}$. This is important since this encoding is used in a vast majority of current experiments on optical quantum information processing with discrete variables. The fidelity of storage and/or retrieval can be calculated using similar techniques as for the single-mode qubit [17].

In conclusion, we have presented an experimentally feasible protocol for storage and retrieval of unknown light states using macroscopic atomic samples. We have presented a double pass protocol which works with long pulses whose parts propagate through the atomic sample in two directions simultaneously and have shown that the fidelity approaches unity as the initial atomic state and the input state of the retrieval light pulse are increasingly squeezed. Furthermore, we have developed a protocol involving four passages, which works with a fidelity exponentially approaching unity as the interaction strength is increased with no requirement of initial atomic or light squeezing. Lifting restrictions on the pulse duration typical for all previous memory proposals, we make the proposed quantum memory protocol useful for optical pulses within a wide range of bandwidth values, the condition crucial for its applicability to quantum information processing. The storage and retrieval fidelity is calculated for a light qubit, however, when this approaches unity, the same holds true for an arbitrary input state.

This work was supported by the EU under project COVAQIAL (FP6-511004), by the Danish Natural Science Research Council, and by the Danish National Research Foundation. JF acknowledges support by MŠMT (MSM6198959213) and GAČR (202/05/0486).

-
- [1] L.-M. Duan, M. D. Lukin, J. I. Cirac, and P. Zoller, *Nature* **414**, 413 (2001).
 - [2] H. J. Briegel, W. Dür, J. I. Cirac, and P. Zoller, *Phys. Rev. Lett.* **81**, 5932 (1998).
 - [3] E. Knill, R. Laflamme, and G. J. Milburn, *Nature* **409**, 46 (2001).
 - [4] J. I. Cirac, P. Zoller, H. J. Kimble, and H. Mabuchi, *Phys. Rev. Lett.* **78**, 3221 (1997).
 - [5] A. Kuzmich and E. S. Polzik, *Phys. Rev. Lett.* **85**, 5639 (2000).
 - [6] A. Kuzmich and E. S. Polzik, *Quantum Information with Continuous Variables* (Kluwer, Dordrecht, 2003), pp. 231–265, eds. S. L. Braunstein and A. K. Pati.
 - [7] M. Fleischhauer and M. D. Lukin, *Phys. Rev. A* **65**, 022314 (2002).
 - [8] D. F. Phillips, A. Fleischhauer, A. Mair, R. L. Walsworth, and M. D. Lukin, *Phys. Rev. Lett.* **86**, 5 (2001).
 - [9] C. Liu, Z. Dutton, C. H. Behroozi, and L. V. Hau, *Nature* **409**, 490 (2001).
 - [10] B. B. Blinov, D. L. Moehring, L.-M. Duan, and C. Monroe, *Nature* **428**, 153 (2004).
 - [11] C. W. Chou, S. V. Polyakov, A. Kuzmich, and H. J. Kimble, *Phys. Rev. Lett.* **92**, 213601 (2004).
 - [12] B. Julsgaard, J. Sherson, J. Cirac, J. Fiurasek, and E. Polzik, *Nature* **432**, 482 (2004).
 - [13] J. Fiurasek, *Phys. Rev. A* **68**, 022304 (2003).
 - [14] K. Hammerer, K. Mølmer, E. S. Polzik, and J. I. Cirac, *Phys. Rev. A* **70**, 044304 (2004).
 - [15] J. Sherson, B. Julsgaard, and E. S. Polzik (2004), quant-

- ph/0408146.
- [16] J. Sherson and K. Mølmer, Phys. Rev. A **71**, 033813 (2005).
- [17] J. Sherson et al, In preparation.