

Experimental Quantum Error Rejection for Quantum Communication

Yu-Ao Chen,^{1,2} An-Ning Zhang,¹ Zhi Zhao,^{1,2} Xiao-Qi Zhou,¹ and Jian-Wei Pan^{1,2}

¹*Hefei National Laboratory for Physical Sciences at Microscale and Department of Modern Physics, University of Science and Technology of China, Hefei, Anhui 230027, People's Republic of China*

²*Physikalisches Institut, Universität Heidelberg, Philosophenweg 12, D-69120 Heidelberg, Germany*
(Dated: December 2, 2024)

We report an experimental realization of bit-flip error rejection for error-free transfer of quantum information through a noisy quantum channel. In the experiment, an unknown state to be transmitted is encoded into a two-photon entangled state, which is then sent through an engineered noisy quantum channel. At the final stage, the unknown state is decoded by a quantum parity measurement, successfully rejecting the erroneous transmission over the noisy quantum channel.

PACS numbers: 03.65.Ud, 03.67.Mn, 42.50.Dv

A crucial step in the full realization of long-distance quantum communication is to overcome the problems caused by decoherence and exponential photon loss in the noisy quantum channel [1]. As a general solution, two distant parties could first share highly entangled photon pairs, the transmission of quantum states for various applications in quantum communication can then be achieved by using ancilla entanglement. As the quantum repeater [2], combining entanglement purification [3] and entanglement swapping [4], could provide an efficient way to generate highly entangled states between distant locations, many experimental efforts have been made to achieve entanglement swapping, entanglement purification and quantum memory [5, 6, 7, 8], and even the demonstration of a prototype of quantum relay [9, 10]. However, one still has a long way to go before the above techniques can be realistically applied to long-distance quantum communication.

Meanwhile, in the context of quantum error correction (QEC) the way to protect a fragile unknown quantum state is to encode the state into a multi-particle entangled state [11, 12, 13]. Then, the subsequent measurements, i.e. the so-called decoding processes, can find out and correct the error during the quantum operations. Several QEC protocols have been experimentally demonstrated in the NMR [14, 15] and ion-trap [16] systems. Although the QEC are primarily designed for large scale quantum computing, the similar idea was also inspired to implement error-free transfer of quantum information through a noisy quantum channel [17].

The main idea in the original scheme is to encode an unknown quantum state of single particle into a two-particle entangled state [17]. After the encoded state is transmitted over the noisy quantum channel, a parity check measurement [18] is sufficient to reject the transmission with bit-flip error. Such a scheme has the advantage of avoiding the difficult photon-photon controlled-NOT gates necessary for the usual QEC. Moreover, the error rejection scheme proposed promises additional benefit of high efficiency, compared to the QEC based on linear optics quantum logic operations [19]. This is be-

cause the crucial feed-forward operations in linear optics QEC will lead to very low efficiency. Although the original scheme is within the reach of the current technology as developed in the recent five-photon experiments [20, 21], it is not optimal in its use of ancilla entangled state because the encoding process is implemented via a Bell-state measurement.

Remarkably, it is found recently [22] that one pair of ancilla entangled state is sufficient to implement the two-photon coding through two quantum parity measurements. Thus, an elegant modification of the previous experiment on four-photon entanglement [23] would allow a full experimental realization of the error rejection code.

In this letter, we report an experimental realization of bit-flip error rejection for error-free transfer of quantum information through a noisy quantum channel. An unknown state to be transmitted is first encoded into a two-photon entangled state, which is then sent through an engineered noisy quantum channel. At the final stage, the unknown state is decoded by quantum parity measurement, successfully rejecting the erroneous transmission over the noisy quantum channel.

Let us first consider the scenario that Alice wants to send a single photon in an unknown polarization state $\alpha|H\rangle + \beta|V\rangle$ to Bob through a noisy quantum channel. As shown in Fig. 1, instead of directly sending it to Bob, Alice can encode her unknown state onto a two-photon entangled state with an ancilla pair of entangled photons:

$$|\phi^+\rangle_{23} = \frac{1}{\sqrt{2}}(|HH\rangle_{23} + |VV\rangle_{23}). \quad (1)$$

The photon in the unknown polarization state and one photon out of the ancilla entangled photon are superposed at a polarization beam splitting (PBS₁). Behind the PBS₁, with a probability of 50% we obtain the renormalized state corresponding to the three-fold coincidence among modes 1', 2' and 3

$$|\psi\rangle_{1'2'3} = \alpha|HHH\rangle_{1'2'3} + \beta|VVV\rangle_{1'2'3}. \quad (2)$$

Conditional on detecting photon 1' in the $|+\rangle$ polarization state, where $|\pm\rangle = \frac{1}{\sqrt{2}}(|H\rangle \pm |V\rangle)$, the remaining

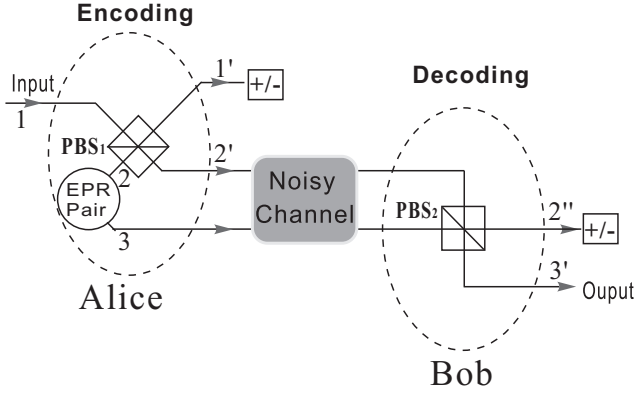


FIG. 1: Scheme of bit-flip error rejection for quantum communication. In order to reject the erroneous transmission over the noisy channel, one of the two communicating parties, Alice first encodes her unknown state onto a two-photon entangled state with the help of an ancilla pair of entangled photons and a quantum parity measurement. Conditional on detecting photon 1' to be in the $|+\rangle$ polarization state, the unknown state will be encoded onto a two-photon entangled state. Then, Alice will send the two-photon entangled state through a noisy channel to Bob. At the final stage, Bob decodes the state by recombining the two photons at the PBS₂ and performing another quantum parity measurement. Conditional on detecting in mode 2'' one and only one photon in the $|+\rangle$ polarization state, Bob can thus recover at the output 3' the state originally sent by Alice while successfully rejecting the erroneous transmission over the noisy quantum channel.

two photons will then be projected onto the following entangled state:

$$|\psi\rangle_{2'3} = \alpha |HH\rangle_{2'3} + \beta |VV\rangle_{2'3}. \quad (3)$$

Thus, through a quantum parity measurement between modes 1' and 2', a two-photon encoding operation can be realized.

After finishing the encoding process, Alice sends photons 2' and 3 to Bob through a noisy quantum channel and Bob will recombine the two photons at the PBS₂ in order to identify and reject the erroneous transmission. If there is no error in the quantum channel, Bob will obtain the same quantum state as in (3) after PBS₂ and thus the subsequent $|+\rangle$ polarization projection measurement on photon 2'' will leave photon 3' in the unknown polarization state $\alpha|H\rangle + \beta|V\rangle$. Through the decoding process, Bob can thus recover the state originally sent by Alice.

If a bit-flip error occurred for one of the two transmitted photons, the two photons will have different polarizations and exit the PBS₂ in the same output arm. Therefore, no coincidence will be observed between modes 2'' and 3'. That is to say, the bit-flip error during the transmission of quantum states over the noisy channel has been simply rejected by the final quantum parity measurement. However, if both bit-flip errors occurred simultaneously for the two transmitted photons, Bob would

finally obtain the polarization state of $\alpha|V\rangle + \beta|H\rangle$ via the same quantum parity measurement for decoding operation and the error can not be effectively rejected.

Specifically, suppose that Alice would send photons to Bob in one of the three complementary bases $|H\rangle/|V\rangle$, $|+\rangle/|-\rangle$ and $|R\rangle/|L\rangle$ (where $|R\rangle = \frac{1}{\sqrt{2}}(|H\rangle + i|V\rangle)$, and $|L\rangle = \frac{1}{\sqrt{2}}(|H\rangle - i|V\rangle)$), and each qubit is directly sent through the noisy quantum channel with bit-flip error rate of $E_0 = p$. The error rate after the decoding process [22] will be:

$$E_1 = \frac{p^2}{(1-p)^2 + p^2}, \quad (4)$$

for the polarization states of $|H\rangle/|V\rangle$ and $|R\rangle/|L\rangle$, and no error occurs for the $|+\rangle/|-\rangle$. Therefore, the error rate of E_1 will be lower, compared to the error rate of E_0 for any $p < 1/2$. For small p , E_1 will be reduced by almost one order of magnitude lower than without applying quantum error rejection code. Thus, the transmission fidelity can be greatly improved by using the quantum error rejection code.

With emphasis we note that, conditional detection of photons in mode 1' implies that there is either zero or one photon in the mode 2'. But, as any further practical application of such a coding involves a final verification step, detecting a threefold coincidence makes sure that there will be exactly one photon in each of the modes 2' and 3. This feature allows us to perform various operations like, for example, the recombination of two photons at PBS₂ before the final detection. This makes the above encoding scheme significantly different from the previous two-photon encoding experiments [24, 25, 26], where there are certain probabilities of containing two photons in one of two encoding modes. Thus, the previous two-photon encoding experiments cannot be applied to the error-rejection code.

A schematic drawing of the experimental realization of the error rejection code is shown in Fig. 2. A UV pulse (with a duration of 200fs, a repetition rate of 76MHz and a central wavelength of 394nm) passes through a BBO crystal twice to generate two pairs of polarization entangled photon pairs 1, 4 and 2, 3 in the state of $|\phi^+\rangle$ by type II parametric down-conversion [27]. Two photons out of modes 1 and 2 are steered to PBS₁ where the path length of photon 1 have been adjusted by moving the Delay 1 such that they arrive simultaneously. Conditional on detecting photon 1' in the $|+\rangle$ polarization, the unknown polarization state was encoded into the modes in 2' and 3. The two-photon encoding state is transmitted through the engineered noisy quantum channel and then recombined at the PBS₂. Furthermore, the path length of photon 2' has been adjusted such that photons in modes 2' and 3 arrive at the PBS₂ simultaneously.

Through the whole experiment, spectral filtering (with a FWHM 3 nm, F in Fig. 2) and fiber-coupled single-

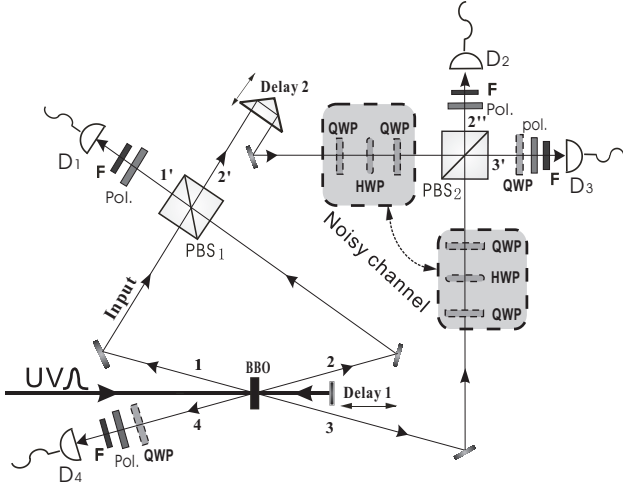


FIG. 2: Set-up for experimental demonstration of bit-flip error rejection. A UV pulse ($\approx 200\text{fs}$, 76MHz , 394nm) passes through the BBO crystal twice generate two pairs of entangled photons, in modes 1-4 and 2-3. One quarter wave plate (QWP) and one polarizer (Pol.) in front of detector 4 are used to perform the polarization projection measurement such that the input photon in mode 1 is prepared in the unknown state to be transmitted. The noisy quantum channel is simulated by one half wave plate (HWP) sandwiched with two QWPs. The PBS₁ and PBS₂ are used to respectively perform encoding and decoding operations by parity check measurements. Adjusting the positions of Delay 1 and Delay 2 makes the perfect temporal overlap between photons in modes 1 and 2, and photons in modes 2' and 3.

photon detectors have been used to ensure good spatial and temporal mode overlap between photons in modes 1 and 2, and photons in modes 2' and 3 [28]. These arrangements consequently lead to four-photon interference with a typical visibility of 83% after PBS₁ [23]. In order to make sure that photons in modes 2' and 3 arrive at the PBS₂ simultaneously, we have exploited two HWPs (not shown in Fig. 2) to observe the two-photon interference of photons 2' and 3 at the PBS₂. By adjusting the position of the Delay 2, the perfect temporal overlap of photons 2 and 3 is accomplished by observing interference of two-photon entanglement with a fringe visibility of 75% in the $|+\rangle / |-\rangle$ basis.

In the experiment, the noisy quantum channels are simulated by one HWP sandwiched with two QWPs. Each of two QWP is set at 90° such that the horizontal and vertical polarization will experience 90° phase shift after passing through the QWPs. By randomly setting the HWP axis to be oriented at $\pm\theta$ with respect to the horizontal direction, the noisy quantum channel can be engineered with a bit-flip error probability of $p = \sin^2(2\theta)$.

In order to show that our experiment has successfully achieved the error rejection code. The quantum states to be transmitted in mode 1 are prepared along one of

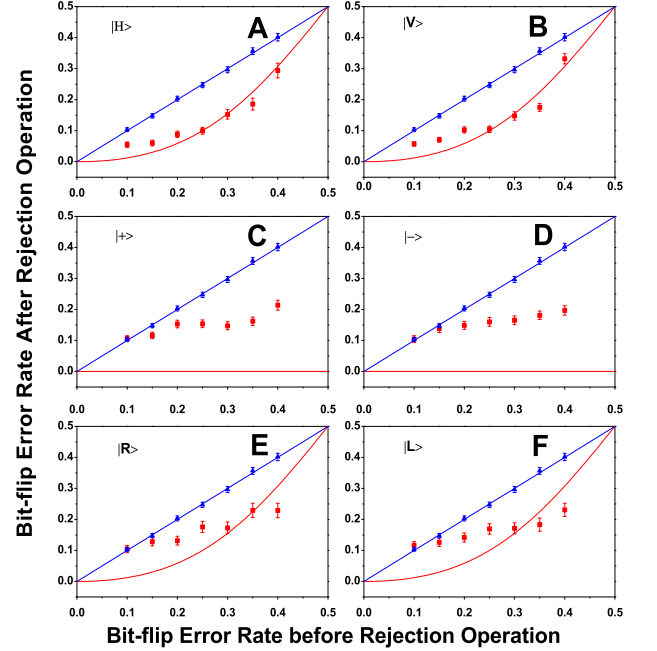


FIG. 3: Experimental results for six different initial states in the three complementary bases of $|H\rangle / |V\rangle$, $|+\rangle / |-\rangle$ and $|R\rangle / |L\rangle$. The solid curves represent the theoretical predictions of bit-flip error rate E_0 (blue) and E_1 (red) corresponding the cases without and with error rejection operation, respectively. The discrete blue and red points show the experimental error rates before and after applying error rejection operation. It is evident that the error rate is much reduced after the error rejection procedure.

the three complementary bases of $|H\rangle / |V\rangle$, $|+\rangle / |-\rangle$, and $|R\rangle / |L\rangle$ by performing a corresponding polarization projection measurement on the photon in mode 4. The various error rates in the engineered quantum channel are varied by simultaneously changing the axis of each half-wave plate. By performing the encoding operation and the subsequent decoding measurement, a polarization projection measurement on the final output state is performed in order to compare the error rate before and after performing the error rejection operation.

The experimental results of all six different input states, after passing through the noisy quantum channel, are shown in Fig. 3. The solid curves represent the theoretical predictions of bit-flip error rates E_0 and E_1 , corresponding to the cases without and with the error rejection operation, respectively. Specifically, we vary the angle θ to achieve various error rates (the blue dots in Fig. 3) from 0.10 to 0.40 with an increment 0.05 in the quantum channel and compare the final error rate (the red dots in Fig. 3) after performing the error rejection operation. Fig. 3A and 3B shows the experimental re-

sults for the input states $|H\rangle$ and $|V\rangle$. The results are in well agreement with the theoretical prediction. Fig. 3C and 3D show the results for the input states $|+\rangle$ and $|-\rangle$. While it is evident that the error rate is well reduced after the error rejection operation, we note that, although in the ideal case one should observe zero error rate the data still show about 10 percent experimental error rate. Fig. 3E and 3F show the experimental results for the input states $|R\rangle$ and $|L\rangle$. In all six cases, the experimental data clearly confirm that the error rate can be significantly reduced by applying the error rejection operation. In the experiment, there is slight difference between the experimental results and the theoretical predictions, especially in the low noisy region. This is mainly due to the imperfection of parametric down-conversion source and the limited multi-photon interference visibility.

Our experimental realization of bit-flip error rejection deserves some further comments. First, although we have only demonstrated the bit-flip error rejection over the noisy quantum channel, the same method can be applied to reject the phase-shift error because phase errors can be transformed into bit-flip errors by a 45-degree polarization rotation. Second, by encoding unknown quantum states into higher multi-photon (N -photon) entanglement and performing multi-particle parity check measurement [18] the higher order (up to $N-1$) bit-flip error can be rejected for more delicate quantum communication. Third, more importantly, if the current implementation is applied to the quantum key distribution (QKD), not only the bit-flip errors caused by the hostile quantum channel can be rejected [17], but also the threshold of tolerable error rate over the quantum noisy channel can be greatly improved [29]. Thus, the method can significantly enhance the bit error rate tolerance [30, 31] over the noisy quantum channel and offer a novel way to achieve the long-distance transmission of the fragile quantum states in the future QKD.

In summary, we have for the first time experimentally demonstrated the error-free transfer of quantum information through a noisy quantum channel. As the current implementation can greatly improve the threshold of tolerable error rate over the quantum noisy channel, we believe the method would offer a novel route to achieve the long-distance secure quantum communication.

We are grateful to Xiang-Bin Wang for some valuable discussion. This work was supported by the NNSF of China, the CAS and the National Fundamental Research Program (under Grant No. 2001CB309303). This work was also supported by the Alexander von Humboldt

Foundation, the Marie Curie Excellence Grant of the EU and the Deutsche Telekom Stiftung.

-
- [1] N. Gisin, G. Ribordy, W. Tittel, and H. Zbinden, *Rev. Mod. Phys.* **74**, 145 (2002).
 - [2] H.-J. Briegel, W. Duer, J.-I. Cirac, and P. Zoller, *Phys. Rev. Lett.* **81**, 5932 (1998).
 - [3] C. H. Bennett *et al.*, *Phys. Rev. Lett.* **76**, 722 (1996); D. Deutsch *et al.*, *ibid.* **77**, 2818 (1996).
 - [4] M. Zukowski, A. Zeilinger, M. A. Horne, and A. Ekert, *Phys. Rev. Lett.* **71**, 4287 (1993).
 - [5] J.-W. Pan, D. Bouwmeester, H. Weinfurter, and A. Zeilinger, *Phys. Rev. Lett.* **80**, 3891 (1998).
 - [6] J.-W. Pan, S. Gasparoni, U. Rupert, G. Weihs, and A. Zeilinger, *Nature* **423**, 417 (2003).
 - [7] D.N. Matsukevich and A. Kuzmich, *Science* **306**, 663 (2004).
 - [8] B. Julsgaard *et al.*, *Nature* **432**, 482 (2004).
 - [9] Z. Zhao, T. Yang, Y.-A. Chen, A.-N. Zhang, and J.-W. Pan, *Phys. Rev. Lett.* **90**, 207901 (2003).
 - [10] H. de Riedmatten *et al.*, *Phys. Rev. Lett.* **92**, 047904 (2004).
 - [11] P. W. Shor, *Phys. Rev. A* **52**, R2493 (1995).
 - [12] A. Steane, *Phys. Rev. Lett.* **77**, 793 (1996).
 - [13] R. Laflamme, C. Miquel, J. P. Paz, and W. H. Zurek, *Phys. Rev. Lett.* **77**, 198 (1996).
 - [14] D. G. Cory *et al.*, *Phys. Rev. Lett.* **81**, 2152 (1998).
 - [15] E. Knill, R. Laflamme, R. Martinez, and C. Negrevergne, *Phys. Rev. Lett.* **86**, 5811 (2001).
 - [16] J. Chiaverini, *et al.*, *Nature* **432**, 602 (2004).
 - [17] D. Bouwmeester, *Phys. Rev. A* **63**, 040301(R) (2001).
 - [18] J.-W. Pan and A. Zeilinger, *Phys. Rev. A* **57**, 2208 (1998).
 - [19] E. Knill, R. Laflamme, and G. J. Milburn, *Nature* **409**, 46 (2001).
 - [20] Z. Zhao, *et al.*, *Nature* **430**, 54, (2004).
 - [21] Z. Zhao *et al.*, *Phys. Rev. Lett.* **94**, 030501 (2005).
 - [22] X.-B. Wang, *Phys. Rev. A* **69**, 022320 (2004).
 - [23] J.-W. Pan *et al.*, *Phys. Rev. Lett.* **86**, 4435 (2001).
 - [24] T. B. Pittman, B. C. Jacobs, and J. D. Franson, *Phys. Rev. A* **69**, 042306 (2004).
 - [25] J. L. O'Brien, G. J. Pryde, A. G. White, and T. C. Ralph, *quant-ph/0408064*.
 - [26] T. B. Pittman, B. C. Jacobs, and J. D. Franson, *quant-ph/0502042*.
 - [27] P.G. Kwiat *et al.*, *Phys. Rev. Lett.* **75**, 4337 (1995).
 - [28] M. Zukowski, A. Zeilinger, and H. Weinfurter, *Ann. N.Y. Acad. Sci.* **755**, 91 (1995).
 - [29] X.-B. Wang, *Phys. Rev. Lett.* **92**, 077902 (2004).
 - [30] D. Gottesman and H.-K. Lo, *IEEE Trans. Inf. Theory* **49**, 457 (2003).
 - [31] H. F. Chau, *Phys. Rev. A* **66**, 060302(R) (2002).