

# Efficiency of transmission of EPR pairs

A. Bayat,<sup>1,\*</sup> V. Karimipour<sup>†,1,‡</sup> and I. Marvian<sup>1,§</sup>

<sup>1</sup>*Department of Physics, Sharif University of Technology, P.O. Box 11365-9161, Tehran, Iran*

(Dated: May 24, 2019)

Let an EPR source which generates maximally entangled pairs be located so that it has distances  $L_1$  and  $L_2$  to two users. How the entanglement of the received pair depends on these distances and the local properties of the channels used for this transmission? What is the best location of the source if we want to achieve the highest efficiency? We discuss these problems for two classes of channels, namely the Pauli channel and the amplitude damping channel.

PACS numbers: ....

Almost any protocol of quantum information processing requires an entangled pair of particles. Traditionally these pairs have been known as EPR pairs after Einstein, Podolsky and Rosen [1] or Bell states after John Bell [2]. It is usually envisaged that there will be an EPR source generating EPR states at demands and distributes such pairs to various users or communicating parties [2, 3, 4, 5]. In a concrete situation entangled photons produced by a parametric down conversion [6], travel in different directions via optical fibres or via air to reach the two parties. For example recently in a new experiment [7], entangled photons are distributed directly through the atmosphere to a receiver station 7.8 km away over the city of Vienna for testing the CHSH-Bell inequality [8].

In practice the source is situated somewhere between the two parties and the distance from the source to the two parties are usually different. It may also happen that the source is not collinear with the two users. This case will certainly happen when we visualize a situation in which an EPR source feeds several users with entangled pairs. This implies that the two channels which carry the two qubits to the two parties, although of the same type, are characterized by different error parameters. Therefore it will be desirable to know the efficiency of this protocol of entanglement transmission in such asymmetric cases. This is a subject that we will study in this paper. As a prerequisite for this study we determine for two general classes of channels, namely the Pauli channel and the Amplitude Damping (AD) channels, the dependence of error parameters on the length of these channels. We will then consider an EPR source having distances  $L_1$  and  $L_2$  to two users and determine the efficiency of EPR transmission measured by the fidelity of the final received pair with the initial maximally entangled pair and the concurrence of the final pair, as a function of  $L_1$  and  $L_2$ . In each case we can determine the optimal location of the source. Our results imply that in the Pauli channels, the efficiency of transmission depends only on  $L_1 + L_2$  which in turn implies that the location of the source is immaterial in those cases where the source is collinear with the users and is situated between them. On the other hand for the amplitude damping channel, the efficiency depends on the two distances separately. In particular for the case when the source is collinear with the users, the maximum efficiency is obtained when the location of the source is identical with one of the users.

The structure of this paper is as follows: In section I, we determine the dependence of error parameters of long channels on their length. Then in section II we consider different types of two-way asymmetric channels and in each case we send a maximally entangled pair and calculate the fidelity of the final pair received at the two endpoints of the channel with the initial pair as a function of the error parameters of the channel. In view of the results of section I, this means that effectively we have a tabulation of the efficiency in terms of the location of the EPR source. For the Pauli channels we also obtain the threshold lengths beyond which no efficient transmission is possible. We end the paper with a discussion.

---

<sup>†</sup> corresponding author

\*Electronic address: abolfazl.bayat@mehr.sharif.edu

<sup>‡</sup>Electronic address: vahid@sharif.edu

<sup>§</sup>Electronic address: iman@mehr.sharif.edu

## I. CHARACTERIZATION OF DIFFERENT QUANTUM CHANNELS IN TERMS OF THEIR LENGTH

A quantum channel is specified by the types of error operators it introduces on arbitrary states which are transmitted through the channel. In practice we can characterize a short segment of a channel by suitable quantum measurements in the laboratory. It is then possible to infer the characteristics of an arbitrary length of the channel by combining the quantum operations which pertain to each segment. Suppose a segment of the channel is specified by a quantum operation given by the Kraus decomposition

$$\rho_1 \equiv E(\rho) = \sum_k E_k \rho E_k^\dagger. \quad (1)$$

Then a sequence of  $N$  segments of such a channel is specified by the quantum operation

$$\rho_N \equiv E^N(\rho) = E(E(\dots E(\rho))). \quad (2)$$

If we allow for a large enough set of operators, a large enough parameter space, we can say that the set of quantum operations is closed under this concatenation. The problem then reduces to finding the flow of parameters under concatenation. By going to the limit of an infinite number of infinitesimal segments, we can obtain the parameters as functions of the length of the channel (or the time duration of the channel for those cases where our channel only stores data). We consider two classes of channels which are closed under concatenation. The first one is the Pauli channel which includes as special cases the bit-flip, the phase-flip, bit-phase flip channels (*flip channels*), and the depolarizing channel. The second one is the Amplitude Damping (AD) channel.

### A. Pauli Channel

A Pauli channel is specified by the following quantum operation

$$\rho_1 := E(\rho) = p_0 \rho + p_1 \sigma_x \rho \sigma_x + p_2 \sigma_y \rho \sigma_y + p_3 \sigma_z \rho \sigma_z, \quad (3)$$

where  $p_i$ ,  $i = 0, \dots, 3$  are respectively the probabilities of no error, bit-flip, bit-phase-flip and phase-flip errors [9, 10] and  $p_0 + p_1 + p_2 + p_3 = 1$ . Using the properties of Pauli matrices, it is easily verified that the concatenation of two pauli channels is again a pauli channel. Therefore we can write

$$E^N(\rho) = p_0^{(N)} \rho + p_1^{(N)} \sigma_x \rho \sigma_x + p_2^{(N)} \sigma_y \rho \sigma_y + p_3^{(N)} \sigma_z \rho \sigma_z. \quad (4)$$

Using the relation  $E^{N+1}(\rho) = E(E^N(\rho))$  and the properties of the pauli matrices, a recursion relation between the error parameters is obtained. Written in matrix form it reads

$$\begin{pmatrix} p_0^{(N+1)} \\ p_1^{(N+1)} \\ p_2^{(N+1)} \\ p_3^{(N+1)} \end{pmatrix} = \begin{pmatrix} p_0 & p_1 & p_2 & p_3 \\ p_1 & p_0 & p_3 & p_2 \\ p_2 & p_3 & p_0 & p_1 \\ p_3 & p_2 & p_1 & p_0 \end{pmatrix} \begin{pmatrix} p_0^{(N)} \\ p_1^{(N)} \\ p_2^{(N)} \\ p_3^{(N)} \end{pmatrix}. \quad (5)$$

This relation can be solved by diagonalizing the matrix and using the boundary conditions  $p_i^{(0)} = \delta_{i,0}$ ,  $i = 0, 1, 2, 3$ . The final result can be written compactly using a matrix notation, i.e

$$\begin{pmatrix} p_0^{(N)} \\ p_1^{(N)} \\ p_2^{(N)} \\ p_3^{(N)} \end{pmatrix} = \frac{1}{4} \begin{pmatrix} 1 & 1 & 1 & 1 \\ 1 & 1 & -1 & -1 \\ 1 & -1 & 1 & -1 \\ 1 & -1 & -1 & 1 \end{pmatrix} \begin{pmatrix} 1 \\ \lambda_1 \\ \lambda_2 \\ \lambda_3 \end{pmatrix}, \quad (6)$$

where

$$\lambda_1 = (1 - 2p_2 - 2p_3)^N$$

$$\begin{aligned}\lambda_2 &= (1 - 2p_1 - 2p_3)^N \\ \lambda_3 &= (1 - 2p_1 - 2p_2)^N.\end{aligned}\quad (7)$$

This shows how the parameters of a channel made of  $N$  consecutive segments are related to the parameters of short segments which are usually easier to characterize in practice. If one defines the parameters  $\mu_i := \frac{p_i}{L}$  as error per length for very short segments, then the parameters for a channel of length  $L$  take the following form

$$\lambda_1 = e^{-2(\mu_2 + \mu_3)L}, \quad \lambda_2 = e^{-2(\mu_1 + \mu_3)L}, \quad \lambda_3 = e^{-2(\mu_1 + \mu_2)L}. \quad (8)$$

Inserting the above values of  $\lambda_i$  in (6) gives the error parameters of the channel in terms of its length.

$$\begin{pmatrix} p_0(L) \\ p_1(L) \\ p_2(L) \\ p_3(L) \end{pmatrix} = \frac{1}{4} \begin{pmatrix} 1 & 1 & 1 & 1 \\ 1 & 1 & -1 & -1 \\ 1 & -1 & 1 & -1 \\ 1 & -1 & -1 & 1 \end{pmatrix} \begin{pmatrix} 1 \\ e^{-2(\mu_2 + \mu_3)L} \\ e^{-2(\mu_1 + \mu_3)L} \\ e^{-2(\mu_1 + \mu_2)L} \end{pmatrix}. \quad (9)$$

As a special case we will have the following result for flip channels, where  $\rho_{flip}(L)$  denotes the density matrix at the output of a channel of length  $L$  and the index  $i$  takes the values 1, 2 and 3 for the bit-flip, the bit-phase flip and the phase-flip channel respectively:

$$\rho_{flip}(L) = \frac{1}{2}(1 + e^{-2\mu_i L})\rho + \frac{1}{2}(1 - e^{-2\mu_i L})\sigma_i \rho \sigma_i. \quad (10)$$

We can see that for very long channels where  $L \rightarrow \infty$ , and we will have  $\rho_{flip}(\infty) = \frac{1}{2}(\rho + \sigma_i \rho \sigma_i)$ . Thus the probability of flipping tends to  $\frac{1}{2}$  as expected for the worst case of a flip-channel.

Another special case is the depolarizing channel which is defined by the quantum operation [9, 10]

$$E(\rho) = p \frac{I}{2} + (1 - p)\rho, \quad (11)$$

or equivalently by equation (3) with parameters  $p_0 = 1 - \frac{3p}{4}$ ,  $p_1 = p_2 = p_3 = \frac{p}{4}$ . Using (9) with  $\mu := \mu_1 = \mu_2 = \mu_3$  we find  $P_{0, \text{depol}}(L) = \frac{1}{4}(1 + 3e^{-4\mu L})$  and  $P_{i, \text{depol}}(L) = \frac{1}{4}(1 - e^{-4\mu L})$ . Using the well known identity  $\sum_i \sigma_i \rho \sigma_i = 2I - \rho$ , we can rewrite this as

$$\rho_{depol}(L) = e^{-4\mu L} \rho + \frac{1}{2}(1 - e^{-4\mu L})I. \quad (12)$$

As  $L \rightarrow \infty$  the probability of error tends to 1 and we will have  $\rho_{depol}(\infty) = \frac{I}{2}$  which is a completely mixed state carrying no information of the original state.

## B. Amplitude Damping channel

A similar analysis can be performed for the Amplitude Damping (AD) channel [9, 10] which is defined by the quantum operation

$$E(\rho) = E_0 \rho E_0^\dagger + E_1 \rho E_1^\dagger, \quad (13)$$

where  $E_0, E_1$  are:

$$E_0 = \begin{pmatrix} 1 & 0 \\ 0 & \sqrt{1-\gamma} \end{pmatrix} \quad E_1 = \begin{pmatrix} 0 & \sqrt{\gamma} \\ 0 & 0 \end{pmatrix}. \quad (14)$$

The error in this channel expresses the possibility of decay of the excited state  $|1\rangle := \begin{pmatrix} 0 \\ 1 \end{pmatrix}$  to the ground state

$|0\rangle := \begin{pmatrix} 1 \\ 0 \end{pmatrix}$  with probability  $\gamma$ . Consider now two segments of such a channel with parameters  $\gamma$  and  $\gamma'$  respectively.

Then it is not difficult to see that the combined channel is again an AD channel,  $AD(\gamma'')$ , with :

$$\gamma'' = \gamma + \gamma' - \gamma\gamma'. \quad (15)$$

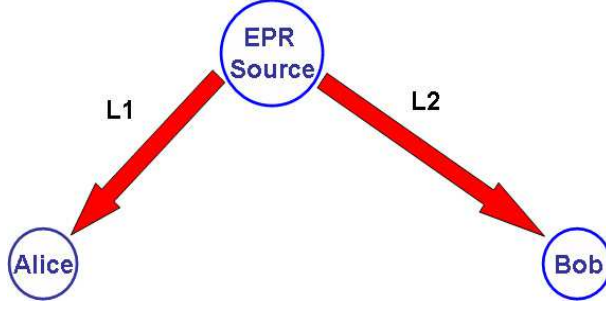


FIG. 1: Transmission of EPR pairs from a source to Alice and Bob through channels with different lengths  $L_1, L_2$ .

The validity of the above formula can be directly checked either by combining the two quantum operations or by the following physical reasoning. The excited state either decays in the first segment with probability  $\gamma$  or survives in the first segment to decay in the second segment with probability  $(1 - \gamma)\gamma'$ . Adding the two probabilities leads to (15). Therefore if we denote the parameter of a combination of  $N$  segments by  $\gamma^{(N)}$ , the recursion relation will be of the form

$$\gamma^{(N+1)} = \gamma + \gamma^{(N)} - \gamma\gamma^{(N)}. \quad (16)$$

with solution given by  $\gamma^{(N)} = 1 - (1 - \gamma)^N$ . Defining  $\tau := \frac{\gamma}{L}$  for very short segments as a density, we will have for channels of arbitrary length  $L$ ,

$$\gamma(L) = 1 - e^{-\tau L}. \quad (17)$$

Another interesting case is the Generalized Amplitude Damping (GAD) channel [9] whose Kraus representation is defined by the following operators:

$$\begin{aligned} E_0 &= \sqrt{p} \begin{pmatrix} 1 & 0 \\ 0 & \sqrt{1-\gamma} \end{pmatrix}, & E_1 &= \sqrt{p} \begin{pmatrix} 0 & \sqrt{\gamma} \\ 0 & 0 \end{pmatrix}, \\ E_2 &= \sqrt{1-p} \begin{pmatrix} \sqrt{1-\gamma} & 0 \\ 0 & 1 \end{pmatrix}, & E_3 &= \sqrt{1-p} \begin{pmatrix} 0 & 0 \\ \sqrt{\gamma} & 0 \end{pmatrix}. \end{aligned}$$

The parameter  $p$  captures the effect of non-zero temperature of the environment which also allows for the excitation of the ground  $|0\rangle$  to the excited state  $|1\rangle$  described by the quantum operators  $E_3$  and  $E_4$ . A similar analysis shows that combination of two GAD channels with the same parameter  $p$  is

$$GAD(p, \gamma)GAD(p, \gamma') = GAD(p, \gamma + \gamma' - \gamma\gamma'). \quad (18)$$

In this case we have assumed that the parameter  $p$  which represent the nonzero thermal effects is equal for two channels which means that the two channels are at the same temperature. In real applications, specially for long distance communication between the terrestrial stations and satellite receivers the effect of varying temperature should be taken into account.

## II. TRANSMISSION OF EPR PAIRS THROUGH DIFFERENT CHANNELS

We now consider two users with distances  $L_1$  and  $L_2$  to an EPR source (figure I). The source prepares a maximally entangled pair and sends each qubit of the pair to a user. We want to calculate the efficiency of this process, measured by the concurrence of the received pair as a function of distances  $L_1$  and  $L_2$  and the error parameters of the channel, which are assumed to be of the same type for both routes.

### A. Pauli Channel

Suppose that the source sends a maximally entangled state  $\rho = |\Psi^+\rangle\langle\Psi^+|$  into the channel where  $|\Psi^+\rangle = \frac{1}{\sqrt{2}}(|0,0\rangle + |1,1\rangle)$ . The parameters of the two channels are denoted respectively by  $r_i := p_i(L_1)$  and  $s_i = p_i(L_2)$  derived from equation (9). After transmitting the state through the Pauli channel, this state is transformed to

$$\rho' = r_0 s_0 \rho + r_0 \sum_{k=1}^3 s_k (I \otimes \sigma_k) \rho (I \otimes \sigma_k) + s_0 \sum_{k=1}^3 r_k (\sigma_k \otimes I) \rho (\sigma_k \otimes I) + \sum_{k,l=1}^3 r_k s_l (\sigma_k \otimes \sigma_l) \rho (\sigma_k \otimes \sigma_l). \quad (19)$$

Evaluation of the right hand side is facilitated by noting that  $\rho$  can be written as  $\rho = \frac{1}{2}(S - \sigma_y \otimes \sigma_y)$ , where  $S$  is the swap operator  $S|\alpha, \beta\rangle = |\beta, \alpha\rangle$ . One then uses the following easily verified identities

$$\sigma_k \sigma_y \sigma_k = (-1)^k \sigma_y, \quad S(A \otimes B) = (B \otimes A)S, \quad (20)$$

and  $\sum_{k=1}^3 \sigma_k \otimes \sigma_k = 2S - I$ .

A rather lengthy but straightforward calculation will determine the output density matrix. It is given by

$$\rho' = a|\psi^+\rangle\langle\psi^+| + b|\psi^-\rangle\langle\psi^-| + c|\phi^+\rangle\langle\phi^+| + d|\phi^-\rangle\langle\phi^-|, \quad (21)$$

where

$$\begin{aligned} |\psi^\pm\rangle &= \frac{1}{\sqrt{2}}(|0,0\rangle \pm |1,1\rangle), \\ |\phi^\pm\rangle &= \frac{1}{\sqrt{2}}(|0,1\rangle \pm |1,0\rangle), \end{aligned} \quad (22)$$

are the Bell states and

$$\begin{aligned} a &= r_0 s_0 + r_1 s_1 + r_2 s_2 + r_3 s_3 \\ b &= r_0 s_3 + r_1 s_2 + r_2 s_1 + r_3 s_0 \\ c &= r_0 s_1 + r_1 s_0 + r_2 s_3 + r_3 s_2 \\ d &= r_0 s_2 + r_1 s_3 + r_2 s_0 + r_3 s_1. \end{aligned} \quad (23)$$

These parameters are in fact the fidelities of the output state with the Bell states, because the fidelity of a pure state  $|\psi\rangle$  and a density operator  $\rho$  is defined by  $\langle\psi|\rho|\psi\rangle$ .

Using the relations (23), (9) take the following form

$$\begin{aligned} a &= \frac{1}{4}\{1 + e^{-2(\mu_1+\mu_2)L} + e^{-2(\mu_1+\mu_3)L} + e^{-2(\mu_2+\mu_3)L}\} \\ b &= \frac{1}{4}\{1 + e^{-2(\mu_1+\mu_2)L} - e^{-2(\mu_1+\mu_3)L} - e^{-2(\mu_2+\mu_3)L}\} \\ c &= \frac{1}{4}\{1 - e^{-2(\mu_1+\mu_2)L} - e^{-2(\mu_1+\mu_3)L} + e^{-2(\mu_2+\mu_3)L}\} \\ d &= \frac{1}{4}\{1 - e^{-2(\mu_1+\mu_2)L} + e^{-2(\mu_1+\mu_3)L} - e^{-2(\mu_2+\mu_3)L}\}, \end{aligned} \quad (24)$$

where  $L := L_1 + L_2$ . It is obvious that  $a > b, c, d$  so the fidelity of transmitted pair with  $|\psi^+\rangle$  is greater than the other Bell states.

We are interested in the concurrence of the state  $\rho'$  [11], since it is a measure of the degree of mutual entanglement of the received pair of qubits and hence a measure of the success of any protocol, e.g. teleportation, using this pair.

Using the result of [11], the concurrence  $C(\rho')$  can be calculated in a straightforward way. It is given by

$$C(\rho') = \max(0, 2\alpha_{max} - 1), \quad (25)$$

where  $\alpha_{max} := \max(a, b, c, d)$ . Note that a nonzero concurrence implies that  $\alpha_{max} > \frac{1}{2}$  which in turn implies that the fidelity of the state  $\rho'$  with one of the Bell states is greater than  $\frac{1}{2}$ . Under these conditions one can use the state

$\rho'$  to achieve a fidelity of teleportation exceeding one obtained in the best classical protocols [12, 13]. Using (24) and (25) we obtain

$$C_{\text{Pauli}}(\rho') = \max(0, \frac{1}{2}\{e^{-2(\mu_1+\mu_2)L} + e^{-2(\mu_1+\mu_3)L} + e^{-2(\mu_2+\mu_3)L} - 1\}) \quad (26)$$

Thus the fidelity and the concurrence depend only on the sum of the distances and not on the individual distances. Specially if the EPR source is collinear with the users and situated between them, then the location of the source is immaterial to the efficiency.

As a special case we study the bit-flip channel for which  $\mu_2 = \mu_3 = 0$ . Using (26) we find

$$C_{\text{bit-flip}}(\rho') = e^{-2\mu_1 L} \quad (27)$$

This shows that for the bit flip channel, no matter how long the channel is, the received state can always be used for teleporation or some other quantum protocol, possibly after some distillation to increase the efficiency. This result is also valid for the other single flip-channels. However if the channel allows for more than one type of flip error, then there is always a threshold distance beyond which the received state is useless. To see this consider the case where  $\mu_3 = 0$  and  $\mu_1 = \mu_2 = \mu$ . In this case we find from (26) that

$$C_{\text{double-flip}}(\rho') = \frac{1}{2}\max(0, e^{-4\mu L} + 2e^{-2\mu L} - 1), \quad (28)$$

which implies that beyond a threshold length

$$L_{\text{double-flip}}^{\text{th}} := \frac{1}{2\mu} \ln\left(\frac{1}{\sqrt{2}-1}\right) \quad (29)$$

the concurrence vanishes.

Finally for the depolarizing channel where  $\mu_1 = \mu_2 = \mu_3 = \mu$  we find from (26) that

$$C_{\text{depol}}(\rho') = \frac{1}{2}\max(0, 3e^{-4\mu L} - 1), \quad (30)$$

which implies that beyond a threshold length

$$L_{\text{depol}}^{\text{th}} := \frac{\ln 3}{4\mu} \quad (31)$$

the concurrence vanishes, rendering the transmission useless. In figure(II)  $C_{\text{depol}}(\rho')$  is plotted in terms of  $L$  for different values of  $\mu$ .

## B. Amplitude Damping Channel

We now consider the amplitude damping channel where the source has distances  $L_1$  and  $L_2$  to the two receivers. Thus the two routes between the EPR source and the users are characterized by the parameters  $g_1 \equiv \gamma(L_1)$  and  $g_2 \equiv \gamma(L_2)$ , where these are given by (17). The Kraus operators of the two sides are denoted by  $E_0, E_1$  and  $E'_0, E'_1$  respectively, where  $E_0, E_1$  are defined in (14), with similar definitions for  $E'_0$  and  $E'_1$ .

A maximally entangled state  $\rho = |\Psi^+\rangle\langle\Psi^+|$  sent by the source into the channel, is transformed into

$$\rho' = (E_0 \otimes E'_0)\rho(E_0^\dagger \otimes E'^{\dagger}_0) + (E_0 \otimes E'_1)\rho(E_0^\dagger \otimes E'^{\dagger}_1) + (E_1 \otimes E'_0)\rho(E_1^\dagger \otimes E'^{\dagger}_0) + (E_1 \otimes E'_1)\rho(E_1^\dagger \otimes E'^{\dagger}_1). \quad (32)$$

Using the relations  $\rho = \frac{1}{2}(S - \sigma_y \otimes \sigma_y)$ ,  $E_0\sigma_y E_0^\dagger = \sqrt{1-\gamma}\sigma_y$  and  $E_1\sigma_y E_1^\dagger = 0$ , we can easily calculate the right hand side. The result will be

$$\rho' = A|\psi^+\rangle\langle\psi^+| + B|\psi^-\rangle\langle\psi^-| + C(|\phi^+\rangle\langle\phi^+| + |\phi^-\rangle\langle\phi^-|) + D(|\psi^+\rangle\langle\psi^-| + |\psi^-\rangle\langle\psi^+|) + E(|\phi^+\rangle\langle\phi^-| + |\phi^-\rangle\langle\phi^+|), \quad (33)$$

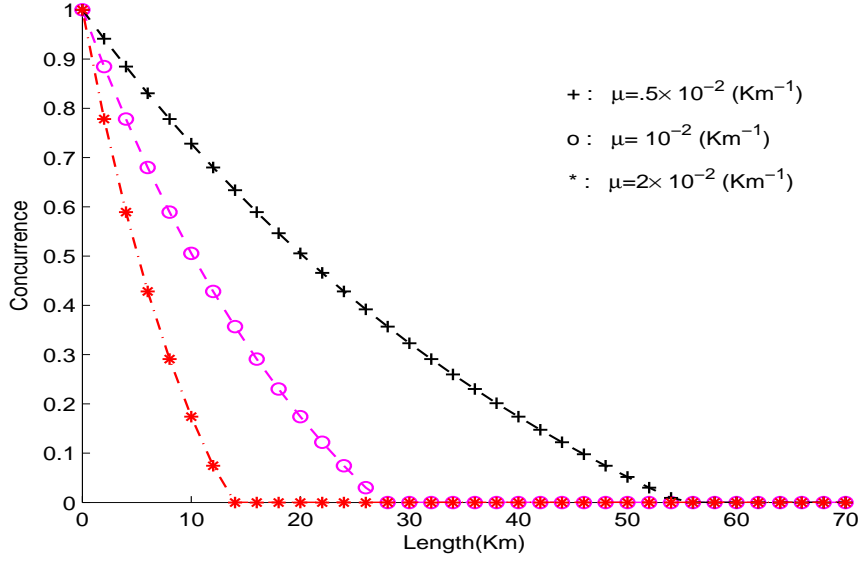


FIG. 2: Concurrence of a maximally entangled pair after transmission through two depolarizing channels versus total length ( $L_1 + L_2$ ) for different values of  $\mu$ .

where :

$$\begin{aligned}
 A &:= \frac{(1 + \chi)^2 + g_1 g_2}{4} \\
 B &:= \frac{(1 - \chi)^2 + g_1 g_2}{4} \\
 C &:= \frac{g_1 + g_2 - 2g_1 g_2}{4} \\
 D &:= \frac{g_1 + g_2}{4} \\
 E &:= \frac{g_1 - g_2}{4},
 \end{aligned} \tag{34}$$

and  $\chi := \sqrt{(1 - g_1)(1 - g_2)}$ .

The fidelities of the received state  $\rho'$  with the Bell states are calculated to be:

$$F(\rho', |\Psi^+\rangle) = A, \quad F(\rho', |\Psi^-\rangle) = B, \quad F(\rho', |\Phi^\pm\rangle) = C. \tag{35}$$

It is seen that for all the parameters  $A \geq B, C$ , so that the received state has a higher fidelity to  $|\psi^+\rangle$  than the other Bell states. The concurrence of the state  $\rho'$  is calculated to be

$$C_{AD}(\rho') = \sqrt{(1 - g_1)(1 - g_2)(1 - \sqrt{g_1 g_2})}. \tag{36}$$

Inserting the values of  $g_1 := \gamma(L_1)$  and  $g_2 := \gamma(L_2)$  from (17) into this equation, we finally find  $C(\rho')$  as a function of  $L_1, L_2$  and  $\tau$ , which is the specific loss of the channel,

$$C_{AD}(L_1, L_2, \tau) = e^{-\frac{\tau(L_1 + L_2)}{2}} [1 - \sqrt{1 - e^{-\tau L_1} - e^{-\tau L_2} + e^{-\tau(L_1 + L_2)}}]. \tag{37}$$

In contrast to the Pauli channel, the concurrence depends on the individual lengths,  $L_1$  and  $L_2$  and not on their sum. Therefore in the situation where the EPR source and the users are collinear and the Source is located between them, (i.e.  $L_1 + L_2 = \text{constant}$ ), the question of the optimum position of the source becomes important. It turns out that in

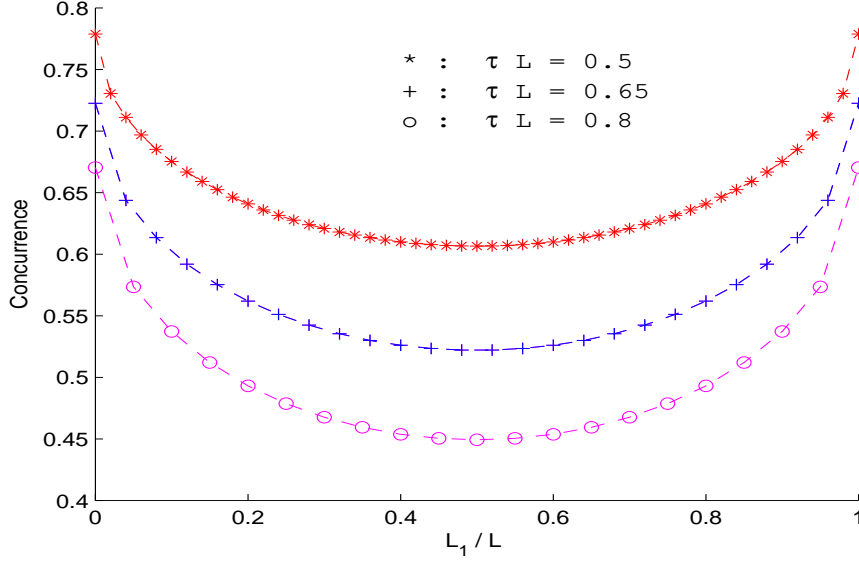


FIG. 3: Concurrence of a maximally entangled pair after transmission through two amplitude damping channels for constant  $L_1 + L_2 = L$  versus  $\frac{L_1}{L}$  for different  $\tau L$ 's.

this case, the optimum position of the source is when the source and one of the users have exactly the same position, for which the concurrence will take its maximum value of  $C_{AD}^{max} = e^{-\frac{\tau L}{2}}$ . On the other hand if the source is located exactly midway between the users the minimum concurrence equal to  $C_{AD}^{min} = e^{-\tau L}$  will be obtained. In figure (III) for different values of  $\tau L$ ,  $C_{AD}(\rho')$  is plotted in terms of  $\frac{L_1}{L}$  with the fixed  $L_1 + L_2 = L$ .

### III. DISCUSSION

Given a transmission line of energy, i.e. electric power, optical signals, it is always possible to determine the loss of energy in terms of the local properties of the line and the distance from the generator. We have asked this same question for two classes of quantum channels, namely the Pauli channel and the amplitude damping channel, and then we have derived expressions of error parameters in terms of the local error densities (probability of error per length) and the length of the channel. We have then considered an EPR source, which is to send a maximally entangled pair to two users which have distances  $L_1$  and  $L_2$  to the source. We have calculated the entanglement of the received pair and its fidelity with the original pair as a function of these distances. For the Pauli channel the efficiency depends only on  $L_1 + L_2$ , the sum of the two distances while for the amplitude damping channel, it depends on  $L_1$  and  $L_2$  separately. In the special cases where the source is collinear with the users and is located between the users, our results show that for the Pauli channel, the efficiency is independent of the location of the source. On the other hand for the amplitude damping channel, the maximum efficiency is achieved when the location of the source coincides with one of the users and the minimum efficiency is achieved when the source is located midway between the users.

### IV. ACKNOWLEDGEMENT

We thank L. Memarzadeh, A. Sheikhan, M. Asoudeh, D. Lashkari and N. Majd for valuable discussions.

---

[1] A. Einstein, B. Podolsky, and N. Rosen, Phys. Rev. 47(10), 777 (1935).



- [2] Bennett, C. H. and Wiesner, Phys. Rev. Lett. 69 2881 (1992)
- [3] C. H. Bennett, G. Brassard, C. Crpeau, R. Jozsa, A. Peres, and W. K. Wootters Phys. Rev. Lett. 70, 1895-1899 (1993)
- [4] D. Bouwmeester, A. Ekert, A. Zeilinger, The Physics of Quantum Information (Springer, Berlin, 2000).
- [5] A. Ekert, Phys. Rev. Lett. 67, 661 (1991).
- [6] L. Mandel, and E. Wolf, *Optical Coherence and Quantum Optics*, Cambridge University Press, 1995 and references therein.
- [7] K.J.Resch , *et.al* , Opt. Express 13, 202-209 (2005), quant-ph/ 0501008 .
- [8] J.F. Clauser, M.A. Horne, A. Shimony, and R. Holt, Phys. Rev. Lett. 23, 880-884 (1969).
- [9] M.A.Nielsen and I.L.Chuang Quantum Computation and Quantum Information ( Cambridge University Press, Cambridge, England, 2000).
- [10] Lecture notes on QC , J.Preskill,<http://www.theory.caltech.edu/people/preskill/ph229>.
- [11] W.K.Wootters, Phys. Rev. Lett.**80**,2245 (1998).
- [12] M.Horodecki, P.Horodecki, R.Horodecki, Phys. Rev. A 60, 1888 – 1898 (1999), quant-ph/9807091
- [13] F.Versraete H.Vershelde, Phys. Rev. Lett. 90, 097901 (2003), quant-ph/ 0303007