

Efficient Cluster State Construction Under the Barrett & Kok Scheme

Simon Charles Benjamin

Department of Materials, University of Oxford.
s.benjamin@qubit.org

I observe that the entanglement process in the Barrett and Kok (BK) scheme is a graph fusion operation yielding a redundant ‘end’. I give examples of simple growth strategies that exploit this redundancy. The quasi-linear cluster states one obtains have numerous node points and are thus ideally suited to form two (or higher) dimensional networks. A highly connected, dense structure can be formed with a net cost of only about ten elementary operations per cluster edge if $p_{\text{success}} \gtrsim 0.4$, for example.

In their recent preprint¹ Barrett and Kok describe a beautifully simple scheme for entangling separated matter qubits via an optical “which-path-erasure” process. Their scheme is necessarily probabilistic, with a destructive failure outcome that must occur at least 50% of the time. Therefore they suggest using the process to construct a cluster state (a form of resource that permits subsequent computation purely via local measurements^{2,3}). The construction of such a state can tolerate an arbitrarily high failure rate, within the overall decoherence time, providing that successes are (a) known and (b) high fidelity. These properties are exhibited by the BK scheme and thus it is an efficient route to QC in the formal sense. However, in practice it is vital to know what kinds of overhead are implied by the finite success probability p .

In their paper Barrett and Kok suggest that it is necessary to build linear fragments of length greater than $1/p$ in order that, when one subsequently attempts to join those fragments onto some incomplete cluster state, there will be a net positive growth. In fact the requirement seems to be rather less severe: the cluster state created by a successful fusion of a simple EPR pair attaches a *redundant* ‘end’ in such a way that when a subsequent addition fails, the total length does not decrease. (An EPR pair is equivalent, up to local unitaries, to an isolated two-qubit graph edge - I use term EPR in that sense.) A real decrease occurs only when a success is followed by *two consecutive* failures.

The general action of a complete (two round) BK entanglement process is as shown in Fig. 1 (see Appendix for analysis) - it is evidently a fusion operation yielding a redundant qubit, in the sense of Ref. [2]. The redundancy proves to be absolutely ideal for efficient cluster state construction, given the necessarily large failure probability. The simplest interesting strategy, which I denote $S1$, is shown in Fig. 2: we prepare EPR pairs (at a cost $1/p$ operations each) and attempt to attach them to dangling bonds on the existing cluster. On success, the cluster gains two edges; on failure it loses one edge. The strict limit above which systematic growth is possible is then seen to be $p > 1/3$.

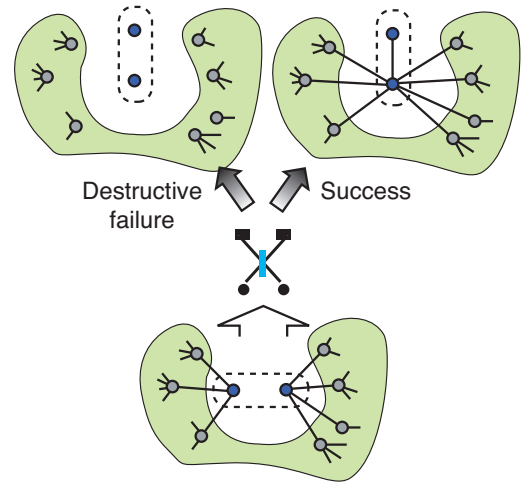


FIG. 1: Effect of the BK scheme on arbitrary input cluster states. The outcomes are probabilistic: in ideal circumstances there is a 50% chance of the successful outcome, which is a form of fusion in the sense of Ref.². The set of connections radiating from the two marked qubits are completely arbitrary, including the case that there are no connections - in which case the process simply couples two isolated qubits to form a single graph segment (equivalent to an EPR pair).

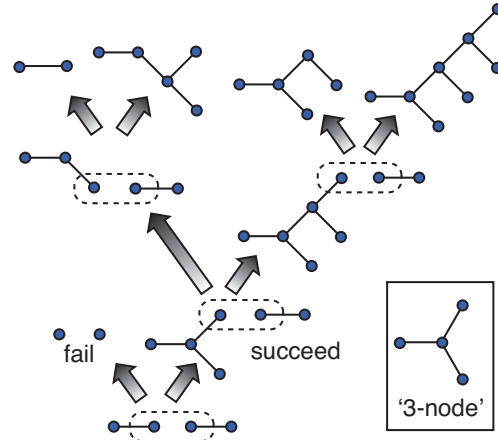


FIG. 2: Simple strategy $S1$ for growing a cluster state, here a linear chain. We use the rule in Fig. 1 and add in an EPR pair at each stage. In the uppermost row the fragments incorporate linear sections of 2,4,4,5 qubits respectively.

However, there are strategies involving preparing larger fragments prior to attachment to the main cluster, which perform better than $S1$ regardless of p . (This is in contrast to the procedure in Ref.[1], where one resorts to larger pre-prepared linear sections if growth is impossible otherwise.) The following strategy, $S2$, is an example:

1. Prepare a 3-node from EPR pairs, as in Fig. 2.
2. Attempt to attach that 3-node to the main cluster;

3. If successful, we have increased the number of edges by four - we may now go to (1) and repeat.
4. If unsuccessful, we have reduced the number of edges in the cluster by 1, and reduced our 3-node to a linear section of 3 qubits. We then attempt to upgrade this section back to a 3-node by attaching one further qubit to the central qubit. On success we jump to (2), on failure we have no remaining resources and must begin again at (1).

This strategy will lead to cluster growth provided $p > \frac{1}{5}$. Over the full range $\frac{1}{2} \geq p > \frac{1}{5}$ the strategy is less costly than $S1$, an observation which suggests that in general the optimal strategy may involve growing large fragments prior to attachment. At $p = \frac{1}{2}$, the cost per edge is 5.5, compared to 12 for the BK scheme (according to their quantity C_3). At $p = 0.4$ the cost per edge is ≈ 12.24 , which compares to 43.75 under BK - thus we see an increasing gain as p falls.

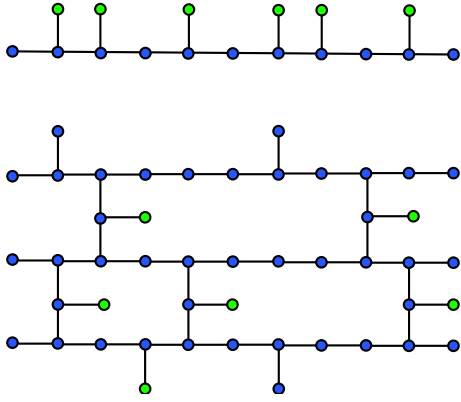


FIG. 3: Above: typically having grown a linear section we observe a large number of nodal ‘leaves’. Below: A higher dimensional network formed by fusing the nodal ‘leaves’ of different linear sections, without supplying further EPR pairs. One retains a proportion p of the original leaves, and these now provide a dense interconnected structure. There are further fusion opportunities afforded by the second generation leaves. Here the network is shown in 2D for clarity, but obviously the connections need not have this local structure. A network of this kind is an efficient resource for QC.

As shown in Fig. 2 and the upper part of Fig. 3, when one creates a linear section using $S1$ or $S2$ there will be a large number of apparently redundant nodal ‘leaves’. These could of course be pruned off by Z -measurements, once the target length is obtained. However they are in fact highly useful: they permit one to join together lin-

ear sections into higher dimensional arrays *without* additional EPR fragments. This is indicated in the lower part of Fig. 3. We will successfully convert a proportion p of our leaves to the ‘T’ cross pieces. At $p = 0.4$, our cost-per-edge for building quasi-linear sections under $S2$ was ≈ 12.24 ; we lose only small proportion of our total number of edges as we connect these linear sections, and I estimate the final cost at about 15. Given that the strategy $S2$ is in no way optimal, one can certainly state that for $P_{\text{success}} = 0.4$ the cost-per-edge in the *complete* cluster state is only of order 10. The efficiency of this BK based approach is then comparable to non-destructive growth schemes such as the recently proposed ingenious ‘repeat-until-success’ process [4].

Thanks to Sean Barrett, Dan Browne, Jens Eisert, Pieter Kok and Tom Stace for helpful discussions.

Appendix: Proof of Fig. 1

The ‘before’ diagram in Fig. 1 can be written as:

$$(|0\rangle + |1\rangle\sigma_R^Z) (|0\rangle + |1\rangle\sigma_L^Z) |X\rangle$$

Here $|X\rangle$ represents the state of the entire cluster state minus the two marked qubits. The operator $\sigma_L^Z \equiv \prod \sigma_1^Z \sigma_2^Z \dots \sigma_j^Z$ is the product of σ^Z operators applied to each of those qubits 1.. j inside $|X\rangle$ to which our *left* hand qubit is attached by a graph edge. The operator σ_R^Z is analogously defined for our right hand qubit. Following BK, prior to measurement we make a σ_X operation on (say) the left qubit.

$$(|10\rangle + |11\rangle\sigma_R^Z + |00\rangle\sigma_L^Z + |01\rangle\sigma_L^Z\sigma_R^Z) |X\rangle$$

Now the action of the optical entanglement process is defined by one of the four projection operators, $|00\rangle\langle 00|$, $|11\rangle\langle 11|$, $|10\rangle\langle 10| \pm |01\rangle\langle 01|$. Each is associated with a unique measurement signature. The former two are the destructive failures, and the latter two are the successes. Assuming success we have

$$(|10\rangle \pm |01\rangle\sigma_L^Z\sigma_R^Z) |X\rangle$$

Now flip the left qubit again, and fix the minus sign, if it has occurred, with a σ_Z on either qubit.

$$(|00\rangle + |11\rangle\sigma_L^Z\sigma_R^Z) |X\rangle$$

Evidentially this is a state where a single redundantly encoded qubit (in the sense of Ref.²) inherits all the bonds of the previous pair (modulo 2, i.e. if the previous pair bonded to a common qubit in $|X\rangle$, there is no bound to that qubit).

The final cluster state in Fig. 1 is then obtained simply by applying $U = \frac{1}{\sqrt{2}}(\sigma_X + \sigma_Y)$ to one of our pair, which now becomes our ‘leaf’. Obviously these steps subsequent to the measurement can be compressed to a single operation on one qubit.

¹ S.D. Barrett and P. Kok, quant-ph/0408040.

² D.E. Browne and T. Rudolph, quant-ph/0405157.

³ M. Hein, J. Eisert and H.J. Briegel, Phys. Rev. A 69, 062311

(2004).

⁴ Y.L. Lim, A. Beige, and L.C. Kwek, quant-ph/0408043.