

Generalizing Elitzur-Vaidman interaction free measurements

Adonai S. Sant'Anna* Otávio Bueno

Department of Philosophy
University of South Carolina
Columbia, SC, 29208

Abstract

In the early 1990's Avshalom Elitzur and Lev Vaidman proposed a technique for an interaction free measurement (IFM), which allows researchers to find infinitely fragile objects without destroying them. There are some experimental verifications of this phenomenon described in the literature. Nevertheless, Elitzur-Vaidman IFM has been used only to determine the position of non-transparent objects. In this paper we propose an extension of such a technique that allows researchers to measure classical electric, magnetic, and gravitational fields. Our main goal is to offer elements for future investigations about the role of the measurement processes in a very general way. For example, what are the physical properties that are measurable by means of IFM, besides the position of an object?

1 Introduction

Avshalom Elitzur and Lev Vaidman proposed a technique for an interaction free measurement (IFM), which allows researchers to find infinitely fragile objects without destroying them [2]. Some experimental verifications of this prediction are available in the literature [4, 5]. For a recent review on the theoretical and experimental aspects of the IFM proposed by Elitzur and Vaidman, see [9].

Nevertheless, Elitzur-Vaidman IFM has been used only to determine the position of non-transparent objects. The original scheme is very simple. It is based on a Mach-Zehnder interferometer (see Figure 1). Single photons are emitted to the first beam splitter (BS_1) with a transmission coefficient $1/2$. Next, the transmitted and reflected parts of the photon wave are reflected by mirrors M_1 and M_2 , respectively. These reflected waves are reunited at the

*Permanent address: Department of Mathematics, Federal University of Paraná, P. O. Box 019081, Curitiba, PR, 81531-990. E-mail: adonai@ufpr.br.

beam splitter BS_2 , whose transmission coefficient is $1/2$ as well. Two photon detectors, LD and DD, are positioned according to Figure 1. The geometric arrangement is made in such a way that all photons are detected at LD (light detector) and no photon is detected at DD (dark detector), due to the self interference of photons.

If any opaque object like, for example, an infinitely fragile object that explodes when it is hit by any photon, is put on the way, say, between BS_1 and M_2 , then there is no interference phenomenon. In this case, there is a chance of 25% that the detector DD detects a single photon sent through the interferometer. If a single photon is detected at DD after it was sent to the interferometer, then we can know for sure that there is something inside the interferometer. This is called an interaction free measurement in the sense that there is a 25% of probability of knowing that there is in fact a photon-sensitive bomb inside the interferometer without exploding it. The fact that that bomb is found in a region of space without exploding it is an evidence that there was no interaction between the photon detected at DD and the bomb. Obviously, if a photon is detected at LD, we know nothing at all about any object inside the interferometer. Besides, there is still a 50% chance of any single photon emitted to BS_1 be reflected and hit the bomb. In this case, we find the bomb with an interaction measurement, since it actually explodes.

In [9] Lev Vaidman makes a very clear review about the meaning of the term “interaction free measurement”. In [4] the authors demonstrate this technique in laboratory and still make an improvement in order to increase the efficiency of the scheme, by using a discrete form of the quantum Zeno effect.

In this paper we propose an extension of such a technique that allows researchers to measure, at least in principle, electric, magnetic and even gravitational fields associated to macroscopic sources. And in this case we propose the use of matter waves instead of photon waves used in the Elitzur-Vaidman original scheme of IFM.

Since IFM has been received with some surprise in the recent literature, we believe that Elitzur-Vaidman approach as well as our Gedanken experiments proposed in the present paper are an important part of the elements for a more comprehensive understanding of the very nature of measurement processes. After all, what are the physical properties that are measurable by interaction free methods? If there is some sort of physical limitation for IFM, then such a limitation should be specified in a general framework of a comprehensive measurement theory. For a more detailed discussion on this, see Section 4.

2 Matter waves

There is no trivial extension of the optical elements of the Mach-Zehnder interferometer for matter waves like, neutrons, electrons, atoms, and molecules. This is due to the fact that there is no such a thing like mirrors and beam splitters for

massive particles. In this case, the apparatus that has the best similarity to a Mach-Zehnder interferometer is the three-grating Mach-Zehnder interferometer, which is described below, according to Figure 2.

The optical elements of the Mach-Zehnder interferometer are all replaced by either crystals or nanofabricated diffraction membranes [3] or even laser standing waves [1]. The idea is to consider diffraction instead of beam splitting and reflection.

A matter wave is emitted from a source S, according to Figure 2. When this wave hits the first grating, this grating diffracts the beam in several diverging orders, where the primary ones are -1, 0, and 1. The 0th and the 1st order beams are diffracted through the second grating. The second grating diffracts a portion of each of the two incoming beams towards each other. Such diffracted beams, which are the 1st and the -1st orders of the two incident beams, respectively, overlap at the third grating. A resulting beam is then measured by a detector, which can be, for example, a wire that is much wider than a grating period. In other words, the first and the third grating play the role of the beam splitters in the traditional Mach-Zehnder interferometer, while the second grating plays the role of the two mirrors (See Figure 1 for a comparison).

One of the fundamental aspects of the IFM proposed by Elitzur and Vaidman is the fact that photons are emitted one by one. Matter waves interferometry usually is not performed with single particles. One rare exception is the electron interferometry with single electrons performed by Akira Tonomura [8]. Nevertheless, such an interferometry is accomplished in a two-slit-type experiment, which is not geometrically equivalent to a Mach-Zehnder interferometer. In our Gedanken experiment proposed in Section 3, it is fundamental that we have a certain distance between two primary paths of a diffracted beam.

There has been a remarkable improvement in the technology of matter waves interferometry. But some advances are still needed in particular, for example, single particles interferometers. One of the difficulties for this kind of technology is a lack of suitable diffraction elements for coherently manipulating atomic and molecular de Broglie waves.

But we hope that our main ideas here may be testable in the future, mainly by means of the improvement of waves matter interferometry.

3 Gedanken experiments

Consider a three-grating Mach-Zehnder interferometer with a macroscopic source C of classical fields in the vicinity of the interferometer, which is illustrated in Figure 3.

Consider that the other source S is capable of emitting coherent single particles, and that the detector that is put after the third grating is capable of detecting these single particles.

We can put the particle detector in a position where we expect no particles

at all, due to the destructive effect of the interference fringes. Of course, this is an ideal situation for now, since there is no technology at the present moment to accomplish this. We call this the “ideal condition”.

Our idea is to measure the field that is emitted by a source C but without any interaction with the field. Our framework works for a field that has enough intensity to disturb any particle of the diffracted beam of order 1 but weak enough in order to have its physical effects on the beam of order 0 completely neglected. If the source C is, e.g., a point electric charge, then the matter wave can be formed by either single electrons or single ions.

It is well known [6] that any point charge submitted to an electromagnetic field will experience a Lorentz force given by

$$\mathbf{F} = q(\mathbf{E} + \mathbf{v} \times \mathbf{B}), \quad (1)$$

where q is the electric charge of the point charge, \mathbf{v} is its speed and \mathbf{E} and \mathbf{B} are the electric and the magnetic components, respectively, of the electromagnetic field. We consider here that the point charge corresponds to the single particles emitted by S, while \mathbf{E} and \mathbf{B} may be generated by C.

Now we consider the particular case of an electric field, constant in time and emitted by C, strong enough to affect any particle in a given vicinity, but weak enough to be neglected outside this vicinity. Besides, this field exerts an attractive force over particles emitted by S.

Consider that we can control the distance of C to the expected path of the diffracted beam of order 1, in a way that C is always at a bigger distance from the expected path of the diffracted beam of order 0.

In order to make a sharper distinction between the expected path of order 1 and the expected path of order 0, we could provide a boundary condition by means of an uncharged perfect conducting plate that is put between the two expected paths. So, any electromagnetic field that may affect a given vicinity of one path, will not affect a given vicinity of the other one. Actually, such a boundary condition is unnecessary, since for all practical purposes it changes nothing in our analysis.

Consider also that the size of the second grating is quite limited in a very appropriate way. In other words, some attractive forces (into the direction of C) are supposed to bend the expected trajectory of a given particle at a given speed, causing a deflection of an angle above a critical value φ_c . Any deflection angle above φ_c corresponds to a particle that never reaches the second grating, but it follows away from the interferometer, due to the appropriate limitation on the size of the grating.

So, if C is distant enough, then the effect of its generated electric field over the interferometer can be neglected and no particles are expected to be registered at the detector, due to the “ideal condition” that we previously stated. But when we discretely move C towards the interferometer, then it will happen at some time that the field is strong enough in order to bend the trajectory of

any charged particle of the diffracted beam of order 1. We propose a discrete movement of C in order to avoid accelerations that could generate a magnetic component associated to the electric field. By discrete movement we mean a movement during a time interval where no particle is emitted by S. If this distance between C and the interferometer reaches a value that goes beyond a critical value that is responsible for a deflection angle greater than φ_c , then there is a non-null probability of registering single particles at the detector. This means that if any particle is registered at the detector, then we may know for sure that the electric field generated by C is above a critical value, which corresponds to a measurement of such an electric field within an error that depends on the discrete steps used to move C. It is clear that for each specific and discrete position of C with respect to the interferometer must be used in order to test the effects on the detector several times, until we are sure that no particle will be registered at the detector at all. We must repeat these tests in order to be sure that if no particle is detected, then this is due to the fact that the field generated by C is too weak to be measured.

On the other hand, if a particle is registered at the detector, then we know for sure that there is an electric field whose value at a given point in the expected path of the diffracted beam of order 1 is greater than a critical value. And such a measurement of the electric field is interaction free in the sense described by the next paragraph.

If the trajectory of any electric charge may be bent causing a deflection above a critical angle φ_c , then this bending is caused by a Lorentz force described by equation (1) with a null magnetic field. On the other hand, the point particle that is supposed to have its trajectory bent generates an electric field by itself, which exerts a Lorentz force over C. We advocate the idea that if a particle is registered at the detector of the interferometer, then no force is registered over C.

Besides, the electric particle registered on the detector, although it registers the approximate value of an electric field (this value is above a critical value), it has no change in its kinetic energy. This is the case even though we know that the Lorentz force due to electric fields always changes the velocity of electric charges under the influence of this field.

An analogous framework could be used in order to measure magnetic fields. We could replace C by a source of magnetic fields, without any electric component. Despite the fact that magnetic fields do not change the kinetic energy of any electric charge in movement, it still exerts a Lorentz force over such a point electric charge, causing a bending in its expected path. If the trajectory of any electric charge may be bent causing a deflection above a critical angle φ_c , then this bending is caused by a Lorentz force described by equation (1) with a null electric field. On the other hand, the point particle that is supposed to have its trajectory bent generates an electric field by itself, which exerts a Lorentz force over C. In a similar way, as previously described, if a particle is registered at the detector of the interferometer, then no force is registered over C. In this

sense, this measurement is interaction free.

An analogous experiment could be performed in order to measure, at least in principle, the intensity of a gravitational field. This could be done with interferometry of either heavy atoms or molecules, where the mass of these particles is more relevant for gravitational effects. Neutrons interferometry could be performed as well. The source C of gravitational field could be, for example, the planet Earth. Nevertheless, we recognize that any conclusion about a true interaction free nature of such a measurement is not an easy task. The interaction free measurement of electric and magnetic fields is much easier.

A similar situation that makes use of photon interferometry is, in principle, possible, if we want to measure gravitational fields. After all, gravitational fields are able to bend photon trajectories. Nevertheless, the technical difficulties are obviously greater. The equation for describing the first order term of the deflection of light under the effect of a gravitational field caused by a mass M is given by [10]

$$\Delta\phi = \frac{4GM}{bc^2}, \quad (2)$$

where G is a constant equal to $6.67 \times 10^{-8} \text{cm}^3 \text{g}^{-1} \text{s}^{-2}$, b is an impact parameter and c is a constant equal to $3.00 \times 10^{10} \text{cm s}^{-1}$. This means that for detecting a deflection angle of, say, 10^{-9} (which corresponds to a deflection of one nanometer to every one meter of trajectory), in a photon trajectory that grazes the surface of a massive sphere of, e.g., Iridium (one of the densest elements), then this sphere is supposed to have a radius of approximately 18,900 km. This is obviously an unrealistic situation.

4 What about other measurements?

One natural question is: are we able to propose interaction free measurements of other physical properties like angular momentum, linear momentum, velocity, force, spin, color, and so on? These are still open problems, and are the subject of our current research. Concerning spin measurements, for example, there is a physical difficulty that seems to be very hard to overcome. Spin measurements demand the use of non-homogeneous magnetic fields. And interaction free measurements are performed with single particles. However, non-homogeneous fields cannot be produced by single photons.

So, one of our main goals in this paper, as initially discussed in the Introduction, is to provide ideas for a future understanding on the limitations of IFM. It is possible that some physical properties are not measurable by means of IFM. If that is the case, how to classify such physical properties? What are the intrinsic properties and the state properties that are measurable by means of interaction free techniques? And what makes these properties accessible by means of IFM?

5 Acknowledgements

We would like to thank the important email conversation that we had with Jose C. Martinez, concerning wave-matter interferometry.

This work was partially supported by CAPES (Brazilian government agency).

References

- [1] Büchner, M., R. Delhuille, A. Miffre, C. Robilliard, J. Vigué, C. Champenois (2003), ‘Diffraction phases in atom interferometers’, *Phys. Rev. A* **68** Art. No. 013607.
- [2] Elitzur, A. C. and L. Vaidman (1993), ‘Quantum-mechanical interaction-free measurements’, *Found. Phys.* **23** 987–997.
- [3] Keith, D. W., R. J. Soave, and M. J. Rooks, (1991), ‘Freestanding gratings and lenses for atom optics’, *J. Vac. Sci. Technol. B* **9** 2846–2850.
- [4] Kwiat, P., H. Weinfurter, T. Herzog, A. Zeilinger, and M. A. Kasevich (1995), ‘Interaction-free measurement’, *Phys. Rev. Lett.* **74** 4763–4766.
- [5] Kwiat P. G., A. G. White, J. R. Mitchell, O. Nairz, G. Weihs, H. Weinfurter, A. Zeilinger (1999), ‘High-efficiency quantum interrogation measurements via the quantum Zeno effect’, *Phys. Rev. Lett.* **83** 4725–4728.
- [6] Matveyev, A. N. (1966), *Principles of Electrodynamics* (Chapman & Hall, London).
- [7] Sakurai, J. J. (1994), *Modern Quantum Mechanics* (Addison-Wesley, Reading).
- [8] Tonomura, A. (2003), ‘The double-slit experiment with single electrons’, *Physics World* **16** 20–21.
- [9] Vaidman, L. (2003), ‘The meaning of the interaction-free measurements’, *Found. Phys.* **33** 491–510.
- [10] Wald, R. (1984), *General Relativity* (University of Chicago Press, Chicago).

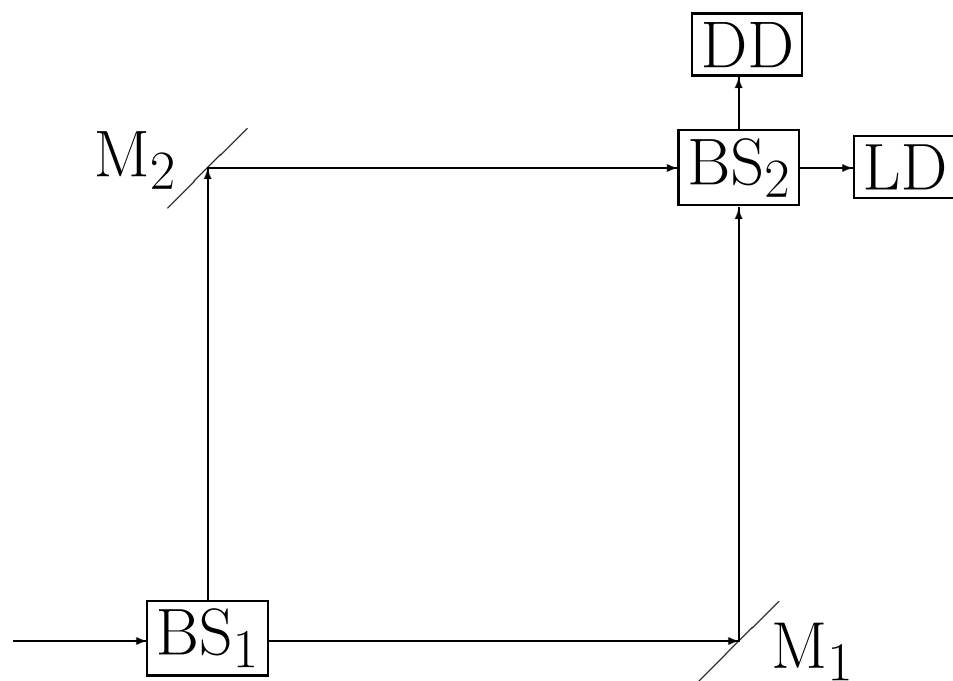


Figure 1: Mach-Zehnder interferometer.

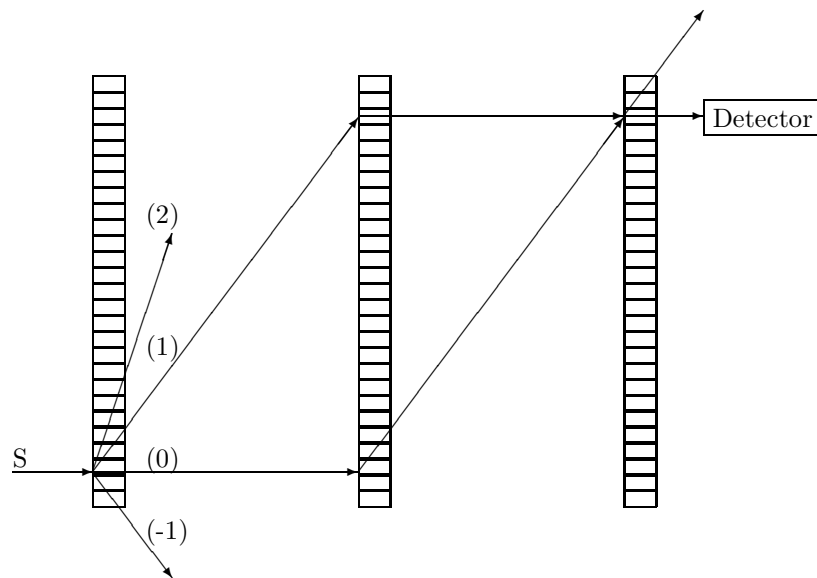


Figure 2: Three-grating Mach-Zehnder interferometer.

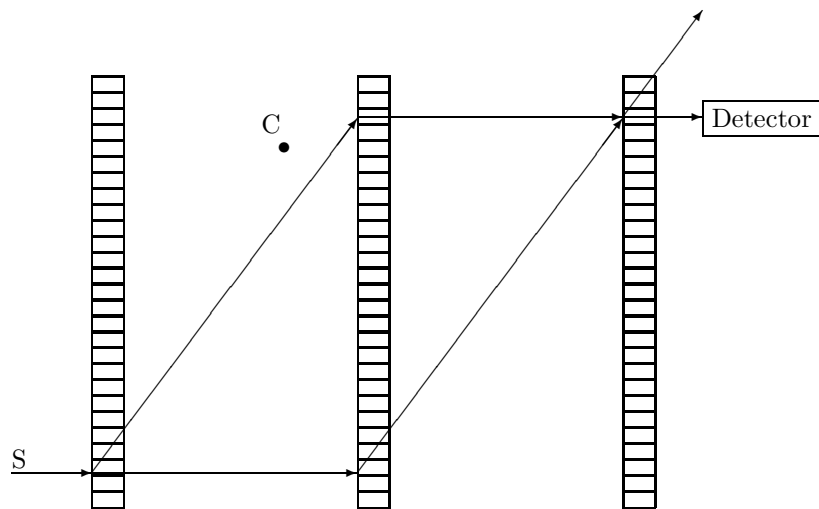


Figure 3: Our proposed Gedanken experiment with the source C of classical fields.