

QZE and AZE in Two Decaying Discrete States

Kavan Modi

The University of Texas at Austin, Center for Particle Physics,

1 University Station C1602, Austin, Texas, 78712-1081 USA

Anil Shaji

The University of Texas at Austin, Center for Statistical Mechanics,

1 University Station C1609, Austin, Texas, 78712-1081 USA

(Received 26th February 2019)

We consider a system of coupled unstable discrete quantum states $|A_i\rangle$ and $|B_i\rangle$. $|B_i\rangle$ is in turn coupled to a set of continuum states $|C^{(\alpha)}_i\rangle$. We investigate the time evolution of $|A_i\rangle$ when it decays into $|C^{(\alpha)}_i\rangle$ via $|B_i\rangle$, and find that frequent measurements on $|A_i\rangle$ leads to both the quantum Zeno effect and the anti-Zeno effects depending on the frequency of measurements. We show that it is the presence of $|B_i\rangle$ which allows for the anti-Zeno effect.

PACS numbers: 03.65.Xp, 03.67.Lx

I. INTRODUCTION

The quantum Zeno effect (QZE), first predicted by Misra and Sudarshan [1, 2], is the hinderance of the time evolution of a quantum state when frequent measurements are performed on it. In the limit of continuous measurement the time evolution of the state, in principle, completely stops. The seminal paper by Misra and Sudarshan proves the existence of an operator corresponding to continuous measurement belonging to the Hilbert space of a generic quantum system. More recently, several authors have suggested that the opposite of QZE may also be true [3, 4, 5]. That is, frequent measurements can be used to accelerate the decay of an unstable state, this effect is known as the anti-Zeno effect (AZE) or the Inverse Zeno effect. The original formulation of the QZE treated the measurement process

Em ail: m odik@ physics.utexas.edu

as an idealized one of von-Neumann type; that is an instantaneous event that induces discontinuous changes in the measured system. The AZE was first identified as a possibility when realistic measurement processes were considered, a process that takes a finite amount of time. Such considerations led to the suggestion by several authors that the AZE should be observed more often in physical systems than the QZE.

The first experimental evidence for the QZE was first shown by Valanju et al. [6] in particle physics. The first experimental observation of the QZE was obtained by Itano et al. [7] in a three-level oscillating system. Recently, in a set of experiments Fischer, Gutierrez-Medina, and Raizen observed, for the first time, both the QZE and the AZE in an unstable quantum mechanical system [8]. In their experiment, sodium atoms were placed in a classical magneto-optical trap that could be moved in space. The motional states of the atoms in the trap were studied. Initially, the atoms were placed in the "ground" state of the moving trap so that they remained inside the trap. By accelerating the atoms along with the trap at different rates, appropriate conditions were created for the atoms to quantum mechanically tunnel from the barrier into the continuum of available free-particle states. The system was interrupted by abruptly changing the acceleration of the trap so that tunneling is temporarily halted, this is called interruption period. By repeatedly interrupting the system once every micro-second the QZE was obtained. With an interruption rate of 5 micro-seconds the AZE was obtained. The interruption period is about 40 microseconds long. The actual measurement of the number of atoms that tunneled out of the initial ensemble during each uninterrupted stage of the experiment was done at the very end by recording the spatial distribution of the atoms. Since the trap is accelerated throughout the experiment, more time an atom spends in the trap, the higher its velocity, and farther it moves in a unit of time. With sufficient time of flight, different groups of atoms that tunneled out during different uninterrupted stages can be distinguished from each other by recording the spatial distribution. Using this data, the time dependence of the survival probability of the bound motional states of an atom can be reconstructed. Their observations are summarized in [figure 1](#).

The shape of survival probability as a function of time of the "measured system" has two inflection points (see [figure 1](#)). The inflection point at $t = 0$ is expected for the time evolution of a generic unstable quantum state on the basis of the analyticity of the survival probability and its time reversal symmetry [9, 10]. This non-exponential behavior at short

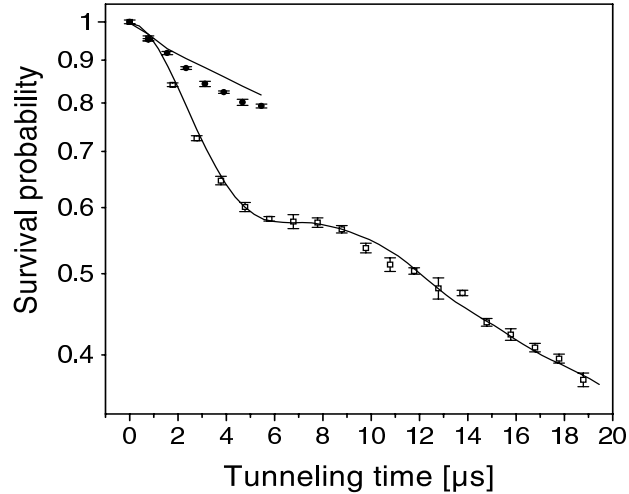


Figure 1: The "measured" decay curve along with the QZE in the experiment by Raizen et al.

times allows the QZE. We show that it is the presence of a second unstable discrete state that is responsible for the second inflection point at $t \approx 7$ microseconds in [figure 1](#). The AZE is obtained by taking advantage of that inflection point.

This paper is organized as follows: In section II we present a simplified model of the system studied experimentally by Raizen et al. The model is completely solvable and the time dependence of the survival probability of the initial unstable (trapped) state can be analytically calculated. In section III we show that numerical solutions of the model reproduce all the important features of the experimental system. On the basis of our model we argue that the AZE is possible because of the presence of more than one unstable discrete state in the system. Our conclusions are in section IV.

II. MODEL

We consider an interacting field theory of four fields labeled A, B, C , and ψ , with the following commutation relations:

$$[a; a^\dagger] = [b; b^\dagger] = [c; c^\dagger] = 1$$

$$(\psi; \psi^\dagger) = (\psi; \psi^0):$$

All other commutation relations being zero. a^\dagger (a) etc. represent the creation (annihilation) operators corresponding to four fields. Only ω is labeled by a continuous index ω , while other fields are assumed to only have discrete modes. The allowed processes in the model are $A \rightarrow B$ and $B \rightarrow C$.

The Hamiltonian for the model with these allowed processes can be written down as,

$$H = H_0 + V$$

where,

$$H_0 = m_A a^\dagger a + m_B b^\dagger b + \sum_{\omega} d(\omega) a^\dagger(\omega) a(\omega)$$

and

$$V = \sum_{\omega} a^\dagger(\omega) b + b^\dagger a + \sum_{\omega} d(\omega) f(\omega) b^\dagger c(\omega) + f(\omega) c^\dagger(\omega) b :$$

A. The Continuum States

We are interested in the time evolution of the eigenstates of H_0 , two discrete states $|A\rangle$ and $|B\rangle$, and the continuum states $|C(\omega)\rangle$. $|A\rangle$ in our model corresponds to the unstable bound state occupied by the atoms inside the trap in the experiment by Raizen et al. $|C(\omega)\rangle$ represent the continuum states outside the trap into which the bound state can decay. We introduce an additional unstable bound state $|B\rangle$ which represents a second bound motional state of the trap which might quite reasonably exist. $|A\rangle$ is directly coupled to only $|B\rangle$ and the decay of $|A\rangle$ into $|C\rangle$ is mediated by the new state that we put into the mode. It will turn out that the presence of the additional bound state can explain several of the key features of the experiment by Raizen et al.

We begin by writing the full Hamiltonian, H , in matrix form using eigenstates of H_0 as basis [1],

$$H = \begin{pmatrix} 0 & m_A & 0 & 1 \\ \langle B| & m_B & f(\omega) & \langle C| \\ 0 & f(\omega) & \omega & \omega \end{pmatrix} \quad (1)$$

Let $|j\rangle$ represent an eigenstate of H with eigenvalue ϵ_j , satisfying the eigenvalue equation

$$H |j\rangle = \epsilon_j |j\rangle \quad (2)$$

We confine the spectrum of H to the real-axis, with $0 < \epsilon_j < 1$ belonging to the continuum part of the spectrum, and $\epsilon_j < 0$ to the discrete modes. We expand $|\psi\rangle$, also in terms the eigenstates of H_0 ,

$$\begin{aligned} |\psi\rangle &= \int_0^1 d\epsilon \left[h_A(\epsilon) |j\rangle + h_B(\epsilon) |j\rangle + h_C(\epsilon) |j\rangle \right] \\ &= \int_0^1 d\epsilon \left[h_A(\epsilon) |j\rangle + h_B(\epsilon) |j\rangle + h_C(\epsilon) |j\rangle \right] \end{aligned} \quad (3)$$

H can have three possible classes of eigenstates; a maximum of two bound states and a set of continuum eigenstates. We call the eigenstates of H , the physical states, while the eigenstates of H_0 are referred as the bare states. We first look at the continuum eigenstates of H followed by the remaining physical bound states in next section.

Using the Eq. (2), we get a system of three coupled integral equations:

$$h_A(\epsilon) = \frac{h_B(\epsilon)}{m_A} \quad (\epsilon \in m_A); \quad (4)$$

$$\begin{aligned} (m_B) h_B(\epsilon) &= h_A(\epsilon) + \int_0^1 d\epsilon' f(\epsilon') h_C(\epsilon') \\ &= \frac{f(\epsilon)}{\epsilon + i0} h_B(\epsilon) + h_C(\epsilon); \end{aligned} \quad (5)$$

$$h_C(\epsilon) = \frac{f(\epsilon)}{\epsilon + i0} h_B(\epsilon) + h_C(\epsilon); \quad (6)$$

The continuum wave function in Eq.(6) is singular in the energy (momentum) space, therefore it extends to infinity in the configuration space. We choose the "in" solution by choosing the sign of the imaginary part. Eqs.(4-6) can be solved simultaneously to get

$$\begin{aligned} h_A(\epsilon) &= \frac{h_B(\epsilon)}{m_A} \\ h_B(\epsilon) &= \int_0^1 d\epsilon' \left[\frac{f(\epsilon')}{\epsilon' + i0} \frac{h_B(\epsilon')}{m_A} + h_C(\epsilon') \right] \\ h_C(\epsilon) &= \int_0^1 d\epsilon' \left[\frac{f(\epsilon')}{\epsilon' + i0} h_B(\epsilon') + h_C(\epsilon') \right] \end{aligned} \quad (7)$$

Where,

$$\psi(z) = z^{-m_B} \sum_{d=0}^{\infty} \frac{z^{-1}}{z^{-m_A}} \frac{f(d)!}{d!} z^d; \quad (8)$$

where $f(z)$ is a real analytic function and

$$f(z) = f(-i0); \text{ and } f(z) = f(z); \quad (9)$$

B. The Physical Bound States

Now we look at the case when $\epsilon \neq 0$ for all d . Since $0 < \epsilon < 1$, the physical states in this case are restricted to eigenvalues on the negative-real axis. The delta function is no longer present in Eq.(6), meaning that the physical states do not extend to infinity. Such solutions of the eigenvalue problem correspond to the stationary eigenstates of H . Eq.(6) now becomes

$$-\frac{f(d)!}{d!} B = 0; \quad (10)$$

Solving for B , we get

$$B = 0; \quad (11)$$

We choose $B \neq 0$, to obtain a non-trivial solution, then $f(d) = 0$, which leads to the following quadratic expression, with two zeros at $d = d_1$ and $d = d_2$.

$$\begin{aligned} & m_A + m_B + \sum_{d=0}^{\infty} \frac{f(d)!}{d!} z^d \\ & + m_A - m_B + \sum_{d=0}^{\infty} \frac{f(d)!}{d!} z^d = 0 \end{aligned} \quad (12)$$

In general the wave functions belonging to this class are just complex numbers that can be computed by using the normalization condition. The solutions are as the following:

$$\psi_{1/2} = \begin{pmatrix} 0 \\ A \\ B \\ C \end{pmatrix}_{1/2} = \begin{pmatrix} 0 \\ B \\ A \\ C \end{pmatrix}_{1/2} = \begin{pmatrix} 1 \\ \frac{1}{\Gamma(-1/2)} \\ \frac{1}{\Gamma(-1/2)} \\ \frac{f(1)!}{1!} \end{pmatrix}_{1/2}; \quad (13)$$

where,

$$\begin{aligned} \psi_0^{(1,2)} &= \frac{d}{d} \\ &= 1 + \frac{j_1 j_2}{(m_A)^2} + \sum_0^{Z-1} \frac{f^{(l)} f^{(l)}}{(l!)^2} d! \quad : \end{aligned} \quad (14)$$

We can find ψ_1 and ψ_2 by numerically solving Eq. (12). For weak potential we can roughly approximate $\psi_1 = m_A + i\text{Im} \sum_0^{R_1} \frac{f^{(l)} f^{(l)}}{l! + i0} = m_A$ and $\psi_2 = m_B + i\text{Im} \sum_0^{R_1} \frac{f^{(l)} f^{(l)}}{l! + i0} = m_B$. Notice, the imaginary part only exists if the bare discrete states have sufficiently positive eigenvalues, or for $m_A; m_B < 0$ the physical bound states are stable.

C. Survival Amplitude

We are now in a position to calculate the survival amplitude of the bare state as a function of time. If $|A_i\rangle$ is occupied at $t=0$, then its survival amplitude is obtained by computing the matrix element $A_A(t) = \langle A_j | e^{iHt} | A_i \rangle$. Inserting a complete set of physical states, i.e. $\sum_0^{R_1} |j\rangle \langle j| + |j_1\rangle \langle j_1| + |j_2\rangle \langle j_2| = 1$, we get

$$\begin{aligned} A_A(t) &= \sum_0^{Z-1} \langle A_j | e^{iHt} | A_i \rangle \\ &+ \langle A_j | e^{iHt} | j_1 \rangle \langle j_1 | A_i \rangle + \langle A_j | e^{iHt} | j_2 \rangle \langle j_2 | A_i \rangle \\ &= \sum_0^{Z-1} e^{i t} \langle A_j | A_i \rangle \\ &+ \sum_0^{Z-1} e^{i_1 t} \langle A_j | j_1 \rangle \langle j_1 | A_i \rangle + e^{i_2 t} \langle A_j | j_2 \rangle \langle j_2 | A_i \rangle \\ &= \sum_0^{Z-1} e^{i t} A^2 d \\ &+ e^{i_1 t} A_1^2 + e^{i_2 t} A_2^2 : \end{aligned} \quad (15)$$

Completeness can be demonstrated by using the techniques described in Appendix A and in reference [11]. The survival probability of $|A_i\rangle$ is simply the square of the amplitude,

$$P_A(t) = |A_A(t)|^2 = \sum_0^{Z-1} e^{i t} A^2 d + e^{i_1 t} A_1^2 + e^{i_2 t} A_2^2 : \quad (16)$$

Similarly, if state $|B_i\rangle$ is occupied at $t=0$, then the survival probability of $|B_i\rangle$ will take the form,

$$P_B(t) = \int_0^{\infty} \tilde{A}_B(t, \omega) f(\omega) d\omega = \int_0^{\infty} e^{i t \omega} B^2 d\omega + e^{i_1 t} j_{B_1} f + e^{i_2 t} j_{B_2} f^2 : \quad (17)$$

III. NUMERICAL CALCULATIONS AND RESULTS

In this section, we discuss the numerical calculations of the survival amplitude $A_A(t)$ and $A_B(t)$, which were done using Mathematica.

A. Numerical Calculations

First, we choose the form factor $f(\omega)$ to be

$$f(\omega) = \frac{\omega^p}{(\omega - \omega_0)^2 + \gamma^2} : \quad (18)$$

The factor of ω^p in the numerator is a phase-space contribution. The rest of $f(\omega)$ is just the Lorentzian line shape. $f(\omega)$ peaks near ω_0 , its width is controlled by γ , and its strength by p .

We want the strength of the perturbation to be weak relative to the eigenvalues of H_0 . In other words we don't want the original system to change drastically. The other requirement is that the bare discrete states are unstable. This can be achieved by setting their energies to lie in the physical continuum sufficiently above the threshold. The physical continuum ranges from zero to infinity, and so we choose numerical values $m_A = 2$ and $m_B = 2.1$. In accordance with the first requirement we set the numerical values for the parameters $\gamma = 0.2$, $\omega_0 = 0.1$, and $p = 0.65$.

The physical bound states here have complex eigenvalues. The condition on the physical bound states' stability requires that they have real-negative eigenvalues and so here they only show up as a spectral density. Consequently the physical continuum states j_i must be complete by themselves. The Eqs. for survival probability (16) and (17) then become

$$P_A(t) = \int_0^{\infty} e^{i t \omega} A^2 d\omega ; \quad (19)$$

and

$$P_B(t) = \sum_0^{Z_1} e^{i t - B^2 d^2} \quad (20)$$

B. "Unmeasured" Evolution

First we study two cases seeking insight. We study the survival probability in time of \mathcal{A}_i (P_A) and compare it to the survival probability in time of \mathcal{B}_i (P_B). In the second scenario we let $\omega_0 = 0$, then we are dealing with a system with only one discrete state coupled to the continuum. The differences between these two cases are precisely the effects that the second discrete state has on the survival probability of \mathcal{A}_i . Note that the second model is nothing more than the well known Friedrichs-Lee Model [12, 13]. We set $\omega_0 = 2:1$, the same numerical value chosen for m_B ; this tunes the decaying state to the continuum states. The "unmeasured" time evolution, from numerical calculations, of states \mathcal{A}_i and \mathcal{B}_i are the dashed curves in figures 2 and 3.

C. Oscillations and Interruptions

Another case of interest is the evolution of \mathcal{A}_i with all the numerical parameters same as in case one except now we set $\omega_0 = 10$. When $\omega_0 \gg m_A; m_B$ the discrete states are practically disconnected from the continuum states. And so the continuum wave function act like a set of coupled discrete states, i.e. $j_i = j_{i-1} + j_{i+1}$. The survival probability of \mathcal{A}_i just oscillates in time, Figure 4 shows the numerical results.

Interrupting the system by changing the acceleration is a necessary step in the experiment by Raizen et al. to create the QZE or the AZE. The interruption resets the system, leading the evolution to effectively starts from scratch. In our model the shifting of ω_0 is analogous to changing the acceleration in the experiment. The time evolution of the system (at $\omega_0 = 2:1$) can be hindered by shifting ω_0 to a value much greater than m_A and m_B for one period of the oscillation. Figure 5 shows the evolution of \mathcal{A}_i , where the dotted curves represent evolution while $\omega_0 = 2:1$, and solid curves represent $\omega_0 = 10$, and the dashed curve is the

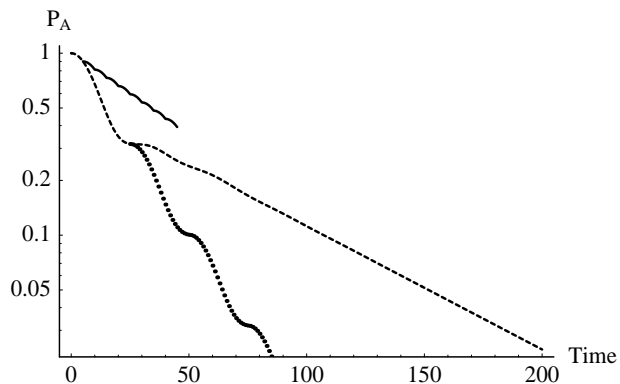


Figure 2: Dashed: "unmeasured" evolution of β_i . Dotted: The AZE due to repeated measurements. Solid: The QZE due to repeated measurements.

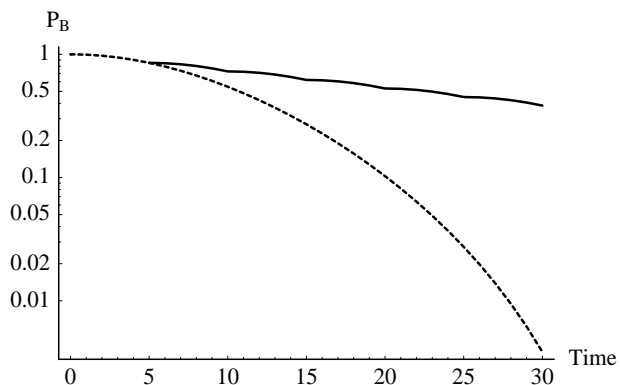


Figure 3: Dashed: "unmeasured" evolution of β_i . Solid: The QZE due to repeated measurements.

"unmeasured" decay curve. The duration of time for which $\beta_0 = 10$ is the interruption period. The effective evolution is obtained by subtracting the interruption periods, which is shown in Figure 2 (dotted curve).

During the interruption period the system becomes oscillatory as described above. This requires the interruption period to be of finite duration equal to the period of oscillation. Consequently the effective evolution would be the same as long as the duration of the interruption period is an integer times the period of the oscillation.

D. Effective Evolution: Zeno and anti-Zeno

We now look at the effective evolution, when the interruption periods are filtered out. Figure 2 shows how the effective time evolution β_i can be hindered or accelerated by repeatedly interrupting the system. The second intersection point, which allows us to obtain

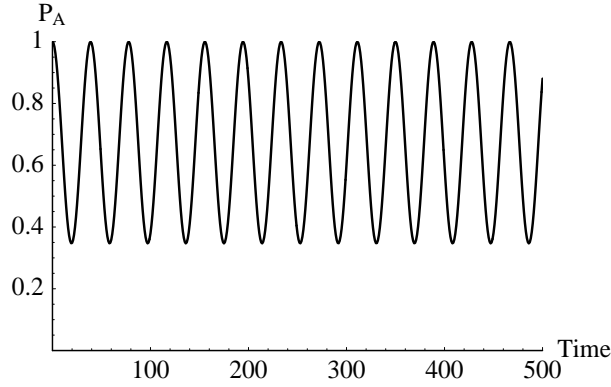


Figure 4: Evolution of P_A with $\beta_0 = 10$

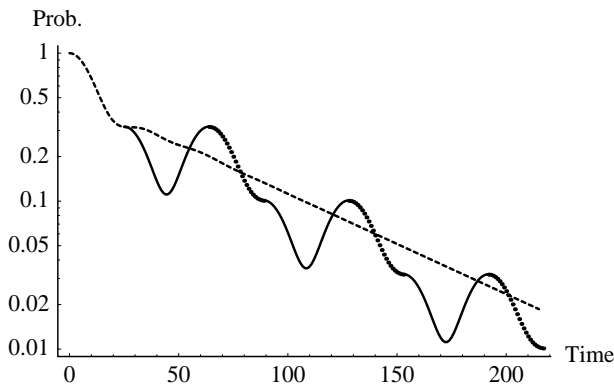


Figure 5: Dashed: "measured" evolution ($\beta_0 = 2:1$). Dotted: Interrupted evolution ($\beta_0 = 2:1$). Solid: Interruption periods ($\beta_0 = 10$).

the AZE, is only present due the second unstable state, and it is not present in the second scenario. Figure 3 shows that the QZE can be obtained by repeated interruptions on β_i , but there are no features in its probability curve that would allow the AZE. It is interesting that the actual decay time during the AZE isn't much faster than the normal decay time, it is only the effective decay that is much faster (see Figure 5).

IV. CONCLUSION

We present a simple theoretical model of the experiment done by Raizen et al. We showed the QZE, the AZE, and the necessary conditions for the AZE. The presence of the second discrete state is essential to obtain the AZE in a system like this. In our model, the QZE and the AZE can be obtained by interrupting the system by off-tuning the peak of the form factor which is analogous to the changing of acceleration in the experiment. We are currently

investigating the AZE in model with a single discrete state coupled to the continuum A. Panov has done similar study for oscillating systems [14].

Acknowledgments

We thank Prof. E.C.G. Sudarshan for his support in this project. One of us thanks (KM) Shawn Rice for proof reading the manuscript. A.S. acknowledges the support of US Navy - Office of Naval research through grant Nos. N00014-04-1-0336 and N00014-03-1-0639.

Appendix A : ORTHONORMALITY

Here we want to show that the continuum states are orthonormal. That is

$$\begin{aligned}
 & \langle 0_A | 1_B \rangle \\
 &= \langle \frac{B}{C} | \frac{C}{A} | A; B; \rangle \\
 &= \langle A | A \rangle + \langle B | B \rangle + \dots \\
 &= \dots \quad (A.1)
 \end{aligned}$$

We start by looking at the last term in Eq.(A.1).

$$= \frac{f(\omega) f(\omega)}{(\omega - i0)(\omega + i0)} + \frac{f(\omega) f(\omega)}{(\omega + i0)(\omega + i0)} + \frac{f(\omega) f(\omega)}{(\omega + i0)(\omega + i0)} \int_0^{\infty} d! \frac{f(\omega) f(\omega)}{(\omega + i0)(\omega + i0)} + \dots \quad (A.2)$$

We can break up the integral in two integrals by partial fraction:

$$\frac{1}{(\omega + i0)(\omega + i0)} = \frac{1}{2i0} \left(\frac{1}{\omega + i0} - \frac{1}{\omega + i0} \right) \quad (A.3)$$

Using Eq.(A.3), we rewrite the integral term in Eq.(A.2) as,

$$\int_0^{\infty} d! \frac{f(\omega) f(\omega)}{(\omega + i0)(\omega + i0)} = \frac{1}{2i0} \int_0^{\infty} d! \frac{f(\omega) f(\omega)}{\omega + i0} - \int_0^{\infty} d! \frac{f(\omega) f(\omega)}{\omega + i0} \quad (A.4)$$

Using Eqs.(8) and (9), we can rewrite Eq.(A.4) in the following manner.

$$\frac{1}{2i0} + i0 + (\dots) m_b \frac{j \ddot{j}}{m_a} + i0 + (\dots) + m_b + \frac{j \ddot{j}}{m_a} \quad (\text{A } 5)$$

and Eq.(A 5) reduces to

$$1 \frac{j \ddot{j}}{(m_a)(m_a)} \frac{(\dots)}{+ i0} \frac{+(\dots)}{i0} : \quad (\text{A } 6)$$

The last two terms in Eq.(A 6) cancel the first two terms in Eq.(A 2), and it reduces to

$$= \frac{f(\dots)f(\dots)}{(\dots)+(\dots)} \frac{f(\dots)f(\dots)}{(\dots)+(\dots)} \frac{j \ddot{j}}{(m_a)(m_a)} + (\dots) : \quad (\text{A } 7)$$

Notice, the first two terms in the last equation are the negatives of $A^A + B^B$, and so the final result is

$$= (\dots) : \quad (\text{A } 8)$$

We have now shown that the continuum state is orthonormal. Using similar techniques, we can also show that the set of three states is complete.

-
- [1] B. Misra and E. C. G. Sudarshan, *J. Math. Phys.* 18, 756 (1977).
 [2] C. B. Chiu, B. Misra, and E. C. G. Sudarshan, *Phys. Rev. D* 16, 520 (1977).
 [3] B. Kaulakys and V. Gontis, *Phys. Rev. A* 56, 1131 (1996).
 [4] A. G. Kofman and G. Kurizki, *Nature* 405, 546 (2000).
 [5] P. Facchi, H. Nakazato, and S. Pascazio, *Phys. Rev. Lett.* 86, 2699 (2001).
 [6] P. Valanju, E. C. G. Sudarshan, and C. B. Chiu, *Phys. Rev. D* 21, 1304 (1980).
 [7] W. M. Itano, D. J. Heinzen, J. J. Bollinger, and D. J. Wineland, *Phys. Rev. A* 41, 2295 (1990).
 [8] M. C. Fischer, B. Gutierrez-Medina, and M. G. Raizen, *Phys. Rev. Lett.* 87, 040402 (2001).
 [9] R. G. Winter, *Phys. Rev.* 123, 1503 (1961).
 [10] L. Fonda, G. C. Ghirardi, and A. Rimini, *Rep. Prog. Phys.* 41, 587 (1978).
 [11] E. C. G. Sudarshan, in *Proc. Brandeis Summer Institute on Theoretical Physics* (W. A. Benjamin, Inc., New York, 1962).

- [12] K. Friedrichs, *Commun. Pure Appl. Math.* 1, 361 (1948).
- [13] T. D. Lee, *Phys. Rev.* 95, 1329 (1954).
- [14] A. D. Panov, *Physics Lett. A* 298, 295 (2002).