

# Entanglement and non-locality are different resources

Nicolas Brunner, Nicolas Gisin, Valerio Scarani

Group of Applied Physics, University of Geneva, 20, rue de l'Ecole-de-Médecine, CH-1211 Geneva 4, Switzerland  
(October 18, 2019)

Bell's theorem states that, to simulate the correlations created by measurement on pure entangled quantum states, shared randomness is not enough: some "non-local" resources are required. It has been demonstrated recently that all measurements on the maximally entangled state of two qubits can be simulated with a single use of a "non-local machine". We prove that a strictly larger amount of this non-local resource is required for the simulation of non-maximally entangled states of two qubits.

## I. INTRODUCTION

There exists in nature a channel that allows to distribute correlations between distant observers, such that (i) the correlations are not already established at the source, and (ii) the correlated random variables can be created in a configuration of space-like separation, i.e. no normal signal can be the cause of the correlations [1]. This intriguing phenomenon, often called quantum non-locality, has been repeatedly observed, and it is natural to look for a description of it. A convenient description is already known: quantum mechanics (QM) describes the channel as a pair of entangled particles. In the recent years, there has been a growing interest in providing other descriptions of this channel, mainly assuming a form of communication. Usually, the interest in these descriptions does not come from a rejection of QM and the desire to replace it with something else: rather the opposite, the goal is to quantify how powerful QM is by comparing its achievements to those of other resources.

For instance, one may naturally ask how much information should be sent from one party (Alice) to the other (Bob) in order to reproduce the correlations distributed by entangled pairs (to "simulate entanglement"). The amount of communication is something that we are able to quantify, thus the answer to this question provides a measure of the non-locality of the channel. Bell's theorem implies that some communication is required, but does not quantify this amount. Several works [2,3] underwent the task of estimating the amount of communication required to simulate the maximally entangled state of two qubits (singlet). These partial results were superseded in 2003, when Toner and Bacon [4] proved that the singlet can be simulated exactly using local variables plus just one bit of communication per pair. This amount of communication is tight, in the absence of block-coding | which is indeed the way Nature does it: in an experiment, each pair of entangled particles is "processed" independently of those that preceded and those which will follow it.

More recently, another resource than communication has been proposed as a tool to study non-locality: the non-local machine (NLM) invented by Popescu and

Rohrlich [5]. This hypothetical machine would violate the Clauser-Horne-Shimony-Holt (CHSH) inequality [6]  $B \leq 2$  up to its algebraic bound of  $B = 4$  (while it is known that QM reaches up only to  $B = 2\sqrt{2}$ ) without violating the no-signaling constraint. Cerf, Gisin, Massar and Popescu [7] have shown that the singlet can be simulated by local variables plus just a single use of the NLM per pair: this is the analog of the Toner-Bacon result for communication. While the NLM is by far a less familiar object than bits of communication, in the context of simulation of entanglement it has a very pleasant feature: it automatically ensures that the no-signaling condition is respected. On the contrary, bits of communication imply signaling: to reproduce quantum correlations, as in the Toner-Bacon model, one must cleverly mix different communication strategies in order to hide the existence of communication. The idea itself of hidden communication between quantum particles has several drawbacks [8] and is hard to conciliate with the persistency of correlations in experiments with moving devices [9].

Thus, to date, the simulation of quantum non-locality has been studied for two resources (communication and the NLM) and the results are similar: the basic unit of the resource (one bit, or a single use of the NLM) is sufficient for the simulation of the singlet. Very few is known beyond the case of the singlet. Even staying with just two qubits, the only known result is that two bits of communication are enough to simulate all states [4], but this is not claimed to be tight. In this paper, we study the analog problem using the NLM and demonstrate that, in order to simulate the correlations of some pure non-maximally entangled state of two qubits, a single use of the NLM is not sufficient: an amount strictly larger of non-local resources is needed than for the simulation of the maximally entangled state. Curious as it may seem, this is not the first example in the literature where entanglement and non-locality don't behave monotonically with one another: Eberhard proved that non-maximally entangled states require lower detection efficiencies than maximally entangled ones, in order to close the detection loophole [10]; Bell inequalities have been found whose largest violation is given by a non-maximally entangled state [11]; and it is also known that some mixed entangled states admit a local variable model, even for the

most general measurements [12].

The present paper is structured as follows. As a necessary introduction, we start by recalling the meaningful mathematical tools for this investigation (Section II). In Section III we demonstrate the main claim, by showing that there exist a unique Bell-type inequality using three settings per qubit which is not violated by any strategy using the NLM at most once, and which is violated by all the states of the form  $|\psi\rangle = \cos\theta|00\rangle + \sin\theta|11\rangle$  for  $0 < \theta < \frac{\pi}{19}$ . Thus, these states cannot be simulated by a single use of the NLM. In the same Section, we show how this new inequality can be violated by two uses of the NLM or by one bit of communication, and comment on these features. Section IV is a conclusion.

## II. TOOLS: POLYTOPES AND THE NO-SIGNALING CONDITION

Instead of tackling the issue of simulating all possible measurements done on an entangled state, we consider a restricted protocol, as typical in Bell's inequalities. Obviously, if this restricted protocol cannot be simulated, a fortiori it will be impossible to simulate all the correlations. We allow then each of the two physicists, called Alice and Bob, to choose between a finite set of possible measurements  $\{A_i\}_{i=1:m_A}$ ,  $\{B_j\}_{j=1:m_B}$ . As a result of each measurement on a pair, they get an outcome noted  $r_A, r_B$ . We focus here on dichotomic observables (like von Neumann measurements on qubits), with the convention  $r_{A,B} \in \{0,1\}$ . An "experiment" is fully characterized by the family of probabilities  $P(r_A, r_B | A_i, B_j)$   $P_{ij}(r_A, r_B)$ . There are  $d = 4^{m_A m_B}$  such probabilities, so each experiment can be seen as a point in a region of a  $d$ -dimensional space, bounded by the conditions that probabilities must be positive and sum up to one. By imposing restrictions on the possible distributions, the region of possible experiment shrinks, thus adding non-trivial boundaries. For instance, one may require that the probability distribution must be built without communication, only with shared randomness. In this case, the bounded region actually forms a polytope [13], that is a convex set bounded by hyperplanes ("facets") which are Bell's inequalities in the usual sense. The vertices of this polytope are deterministic strategies, that is, probability distributions obtained by setting  $r_{A,B}$  always at 0 or always at 1 for each setting. The vertices are thus easily listed, but to find the facets given the vertices is a computationally hard task. The probability distributions obtained with a single use of the NLM also form a polytope, obviously larger than the one of shared randomness. Actually, the vertices associated to deterministic strategies remain vertices of this new polytope, but more vertices are added. Finally, the probability distributions that can be obtained from measurements on quantum states form a convex set which is not a polytope [14]. A

sketch of this structure is given in Fig. 1, which will be commented in more detail in the following.

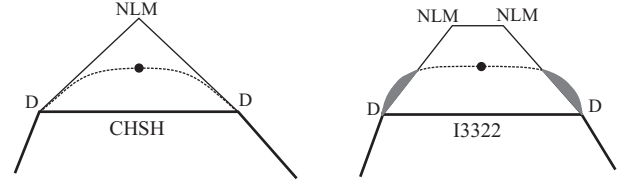


FIG. 1. Representation of the regions in probability space. The thick line represents the polytope of shared randomness; its vertices are deterministic strategies (D). Above it lies the new polytope obtained with a single use of the NLM. The curved line encloses the points achievable with measurements on quantum states. The black dot represents the measurement on the singlet that gives the maximal violation of the inequality corresponding to the facet (CHSH or  $I_{3322}$ ). The existence of the grey regions above the  $I_{3322}$ -facet is the main result of this paper.

Since our goal is to simulate QM, we impose from the beginning the constraints of no-signaling; that is, we focus only on those probability distributions which fulfill

$$\sum_{r_A} P_{ij}(r_A, r_B) = P_j(r_B) \text{ for all } i \quad (1)$$

and a similar condition for the marginal of A. Under no-signaling, the full probability distribution is entirely characterized by  $d_{ns} = m_A m_B + m_A + m_B$  probabilities, which we choose conventionally as the  $P_i(r_A = 0)$ ,  $P_j(r_B = 0)$  and  $P_{ij}(r_A = r_B = 0)$  as in Ref. [15].

Let's focus more specifically on the case of interest for this paper,  $m_A = m_B = 3$ . The no-signaling probability space is 15-dimensional. All the facets of the deterministic polytope are known [15]: up to relabelling of the settings and/or of the outcomes, they are equivalent either to the usual two-settings CHSH inequality, or to the truly three-settings inequality  $I_{3322}$  that reads

$$I_{3322} = \begin{array}{c|ccc} & 1 & 0 & 0 \\ \hline 2 & 1 & 1 & 1 \\ 1 & 1 & 1 & 1 \\ 0 & 1 & 1 & 0 \end{array} \quad 0 : \quad (2)$$

Here the notation represents the coefficients that are put in front of the probabilities, according to

$$\begin{array}{c|c} & P_i(r_A = 0) \\ \hline P_j(r_B = 0) & P_{ij}(r_A = r_B = 0) : \end{array} \quad (3)$$

The maximal violation allowed by QM is obtained for the singlet and is  $|I_{3322}| = \frac{1}{4}$ . To become familiar with the notations, the deterministic strategy in which Alice outcomes  $r_A = 0$  for  $A_0, A_1$  and  $r_A = 1$  for  $A_2$ , and Bob outcomes always  $r_B = 0$ , corresponds to the probability point

$$[0_d \ 0_d \ 1_d; 0_d \ 0_d \ 0_d] = \begin{array}{c|ccc} & 1 & 1 & 0 \\ 1 & 1 & 1 & 0 \\ 1 & 1 & 1 & 0 \\ 1 & 1 & 1 & 0 \end{array} : \quad (4)$$

To see the result of  $I_{3322}$  on this strategy, one has simply to multiply the arrays term-by-term: here we find  $I_{3322} = 0$ . Having settled this formalism, we can now introduce the new resources, starting with the NLM. There are obviously  $2^6 = 64$  deterministic strategies; among these, 20 saturate the inequality  $I_{3322} = 0$  (i.e., they lie on the facet) while the others give  $I_{3322} < 0$ . To verify that this is indeed a facet, it is enough to show that the rank of the matrix containing the 20 points that saturate the inequality is  $d_{\text{ns}} - 1 = 14$ , so that the condition  $I_{3322} = 0$  really defines a hyperplane [16].

### III. A NEW BELL-TYPE INEQUALITY

A. The polytope of a single use of the non-local machine (NLM)

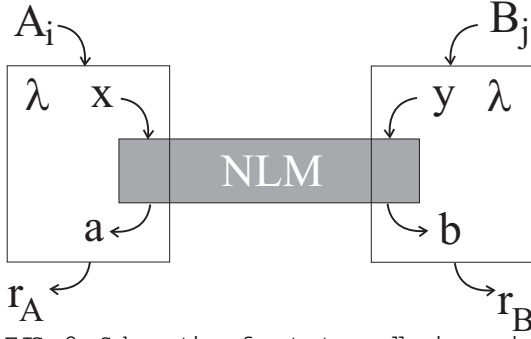


FIG. 2. Schematics of a strategy allowing a single use of the NLM between Alice and Bob. See text for details.

The NLM is defined as a two-input and two-output channel. Alice inputs  $x$  and gets the outcome  $a$ , Bob inputs  $y$  and gets the outcome  $b$ ; all these numbers take the values 0 or 1, the marginal distribution on each side is completely random,  $P(a = 0) = P(b = 0) = \frac{1}{2}$ , but the outcomes are correlated as

$$a + b = xy : \quad (5)$$

Explicitly, if either  $x = 0$  or  $y = 0$ , then  $(a;b) = (0;0)$  or  $(1;1)$  with equal probability; if  $x = y = 1$ , then  $(a;b) = (0;1)$  or  $(1;0)$  with equal probability.

The most general strategy allowing a single use of the NLM is sketched in Fig. 2. Alice and Bob share some random variable  $\lambda$ . Alice inputs in the machine the bit  $x = x(A_i)$ ; the machine gives the output  $a$ , and Alice outputs  $r_A = r_A(A_i; a)$ . The extremal strategies are such that a given  $x$  is associated to each  $A_i$ , and the outcome is either  $r_A = a$  or  $r_A = 1 - a$ . Similarly for

Bob. Note that it is also possible that for a given pair  $(A_i; B_j)$  Alice uses the machine while Bob outputs a deterministic bit; in this case, we can suppose that Bob inputs  $y = 0$  in the machine but does not use the output  $b$ . We shall come back below to the listing of extremal strategies. Let's now see how the polytope of possible probability distributions is enlarged by allowing a single use of the NLM.

By construction, with a single use of the machine one can violate the CHSH inequality more than is possible in QM. In the polytope picture, one new point appears above any face corresponding to CHSH: the facets of the enlarged polytope should now pass through this points. They must pass through the deterministic points as well, because these points are still extremal. All this is sketched in Fig. 1. We won't study this example longer, however, since there is no hope of finding something interesting above a CHSH-like facet: all the probability distributions involving two settings which are no-signaling (in particular all distributions arising from measurements on a quantum state) can be simulated by a single use of the NLM [17].

So let's consider the facet defined by  $I_{3322} = 0$ . Again, a single use of the NLM allows to violate  $I_{3322}$ , which is expected since the NLM can in particular simulate the singlet. For instance, consider the strategy in which Alice inputs  $x = 0$  in the NLM for  $A_0$  and  $A_1$ , and  $x = 1$  for  $A_2$ , while Bob inputs  $y = 0$  for  $A_0$  and  $B_2$ , and  $y = 1$  for  $B_1$ ; in each case, the outputs are  $r_A = a$ ,  $r_B = b$ . This strategy gives the probability point

$$[0_m \ 0_m \ 1_m; 0_m \ 1_m \ 0_m] = \frac{1}{2} \begin{array}{c|ccc} & 1 & 1 & 1 \\ 1 & 1 & 1 & 1 \\ 1 & 1 & 1 & 0 \\ 1 & 1 & 1 & 1 \end{array} \quad (6)$$

yielding  $I_{3322} = \frac{1}{2}$ : the machine can violate  $I_{3322}$  more than QM. However here, we are going to show what is graphically represented in Fig. 1: for non-maximally entangled states, some points achievable with quantum states lie outside the enlarged polytope. In other words, the facets of this polytope define generalized Bell's inequalities that can still be violated by QM.

To find the facets of the polytope allowing a single use of the machine, one must first list all the vertices (extremal strategies). This can be done systematically on a computer, once having noticed that for each setting, Alice and Bob have six choices: deterministically output 0 or 1 (noted  $0_d, 1_d$ ), input 0 or 1 in the machine and keep the output of the machine (noted  $0_m, 1_m$ ), input 0 or 1 in the machine and flip the output of the machine (noted  $0_f, 1_f$ ) [18]. This listing gives a priori  $6^6 = 46656$  strategies, although many of them are equal [19] and only 3088 different strategies are left after inspection. Note that some of these are not even extremal points of the polytope: for instance,

the strategy  $[0_m; 0_m; 0_m; 0_m; 0_m; 0_m]$ , in which both Alice and Bob input 0 in the NLM for all settings, yields the same probability point as the equiprobable mixture of the deterministic strategies  $[0_d; 0_d; 0_d; 0_d; 0_d; 0_d]$  and  $[1_d; 1_d; 1_d; 1_d; 1_d; 1_d]$ . Certainly not equivalent to a mixture of deterministic strategies, however, are those strategies like (6) which violate  $I_{3322}$ : upon counting, there are 28 of these, all giving the same violation  $I_{3322} = \frac{1}{2}$ . To find the facets of the new polytope, we use available computer programs [20]. We find some trivial facets, plus a single non-trivial one [21] which reads

$$M_{3322} = \begin{array}{c|ccc} & 2 & 0 & 0 \\ \hline 2 & 1 & 1 & 1 \\ 1 & 1 & 1 & 1 \\ 0 & 1 & 1 & 0 \end{array} \quad 0 : \quad (7)$$

This new inequality is extremely similar to  $I_{3322}$ , eq. (2): only the coefficient of  $P_0(r_A = 0)$  is now  $-2$  instead of  $-1$ . The origin of this difference can be appreciated, at least to some extent: one of the biggest difficulties found in adapting the Toner-Bacon model [4] to non-maximally entangled states lies in the need of simulating not only the correlations, but also the non-trivial marginal distributions. It is thus a good idea for our purpose, to add penalties on the marginal distributions.

Summarizing, we have found a tight inequality  $M_{3322} \geq 0$  which is satisfied by all the 3088 extremal points of the polytope of probabilities achievable by shared randomness plus a single use of the NLM. Now we move on to show that QM violates this inequality.

#### B. Violation of the inequality with pure non-maximally entangled states

We consider states of the form

$$|\psi(\theta)\rangle = \cos \theta |00\rangle + \sin \theta |11\rangle \quad (8)$$

with  $\cos^2 \theta = \lambda$ . Up to local operations, this is the most general pure state of two qubits (Schmidt decomposition). We form the Bell operator  $M$  as usual, by replacing the probabilities in (7) by the corresponding one-dimensional projectors, like

$$P_0(r_A = 0) \rightarrow \frac{1}{2} (1 + a_0 \otimes \sim) \quad (9)$$

For each  $\theta$ , we have to find the settings which maximize  $M(\theta) = \langle \psi(\theta) | M | \psi(\theta) \rangle$ . We have not found a closed analytical formula, but it is easy for a computer to optimize over twelve real parameters. The result is shown in Fig. 3: one finds  $M(\theta) > 0$  for  $0 < \theta < \frac{2}{19}$ , with a maximal violation  $M(\theta) = 0.0061$  at  $\theta = 0.0712$ . It appears that all the optimal settings are of the form  $a_i = \cos \theta_i \hat{z} + \sin \theta_i \hat{x}$ ,  $B_j = \cos \theta_j \hat{z} + \sin \theta_j \hat{x}$ .

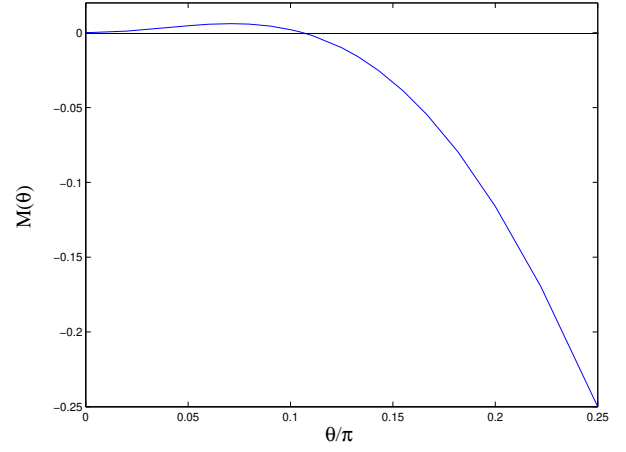


FIG. 3. Value of  $M(\theta)$  as a function of  $\theta$  for the optimized settings of Alice and Bob. The region where  $M(\theta) > 0$  corresponds to the grey regions in Fig. 1: there, inequality (7) is violated, whence the corresponding quantum states cannot be simulated by a single use of the NLM.

The curve of Fig. 3 is the exact version of the pictorial argument of Fig. 1. Note in particular the following features: (i) As expected, there is no violation for the singlet ( $\theta = \frac{\pi}{4}$ ), because this state can be simulated with the NLM; even more,  $M(\frac{\pi}{4}) = -\frac{1}{4}$  which is the difference between  $\langle I_{3322} \rangle = \frac{1}{4}$  on the singlet and the maximal value  $I_{3322} = \frac{1}{2}$  achievable with the NLM. The picture of Fig. 1 yields in this case even a quantitative prediction. (ii) As mentioned [14], it is not obvious that the set of probabilities obtained from quantum measurements on  $|\psi(\theta)\rangle$  is convex, so it is not rigorously proved that the inequality is violated (however slightly) by states arbitrarily close to the product state  $|00\rangle$ ; however, so it is down to the precision of numerical calculations.

#### C. Violation of the inequality with two NLMs

As we mentioned in the introduction, two bits of communications are a sufficient resource to simulate any state of two qubits. The analog simulation using twice the NLM is still missing, and may even not exist. While waiting for more clarification, we have found a way of violating inequality (7) by using the NLM twice. The settings are coded as  $A \rightarrow (x^0; x^0)$ ,  $B \rightarrow (y^0; y^0)$  according to:  $A_0 \rightarrow (0; 0)$ ,  $A_1 \rightarrow (0; 1)$ ,  $A_2 \rightarrow (1; 0)$ ;  $B_0 \rightarrow (0; 0)$ ,  $B_1 \rightarrow (1; 0)$  and  $B_2 \rightarrow (0; 1)$ . Then,  $x^0$  and  $y^0$  are used as inputs in the first use of the machine, whose outcomes are denoted  $a^0$  and  $b^0$ ;  $x^0$  and  $y^0$  are used as inputs in the second use of the machine, whose outcomes are denoted  $a^0$  and  $b^0$ . Finally, Alice outputs  $r_A = a^0 + a^0$ , Bob outputs  $r_B = b^0 + b^0$  (sum modulo 2). This strategy gives the probability point

$$[\text{Two uses of the NLM}, \dots] = \frac{1}{2} \begin{array}{c|ccc} & 1 & 1 & 1 \\ \hline 1 & 1 & 1 & 1 \\ 1 & 1 & 1 & 0 \\ 1 & 1 & 0 & 1 \end{array} \quad (10)$$

yielding  $I_{3322} = 1$  and  $M_{3322} = \frac{1}{2}$ .

We can go a step further. Consider a mixture of two strategies: with probability  $p$ , the strategy just described which uses two NLMs; with probability  $1 - p$ , the deterministic strategy in which Alice and Bob output always  $r_A = r_B = 1$  for all settings (all entries of the table are zeros), and which obviously does not require any use of the NLM. Such a mixed strategy yields a violation  $M_{3322} = \frac{p}{2}$  of the inequality. Now, if  $p < \frac{1}{2}$ , this strategy uses less than one NLM on average [23]. This is not a contradiction with our main result: at least two NLMs must be available to simulate non-maximally entangled states, albeit possibly this resource is not used for all items.

#### D. Violation of the inequality with one bit of communication

It is natural to ask whether inequality (7) provides also a Bell inequality for one bit of communication. Bacon and Toner [22] had studied such inequalities for three settings, but they restricted to correlation inequalities, whereas inequality (7) is a probability inequality. The problem is complex because, as we mentioned, pure strategies with one bit of communication imply signaling; we must find a mixture of such strategies which is no-signaling and which violates our inequality. It turns out that such mixtures do exist, so that our inequality is not an inequality for one bit of communication. In other words, the polytope of the probability distributions obtained with one bit of communication plus the no-signaling constraint is larger than the one associated to a single use of the NLM.

As an explicit example [23], it can be verified that the no-signaling strategy

$$[\text{One bit, no-signaling}] = \frac{1}{5} \begin{array}{c|ccc} & 1 & 1 & 1 \\ \hline 1 & 1 & 1 & 1 \\ 1 & 1 & 1 & 0 \\ 1 & 1 & 0 & 1 \end{array} \quad (11)$$

yields the violation  $M_{3322} = \frac{1}{5}$  and can be obtained as the equiprobable mixture of the following five one-bit strategies:

$$[r_{A_1} g; f_{r_B} g; j_0; c_1; c_2] = \begin{array}{l} 8 \\ \text{---} \\ \text{---} \\ \text{---} \\ \text{---} \\ \text{---} \end{array} \begin{array}{l} [1; 1; 0; c; 1; c; 1; 0] \\ [1; 0; 1; c; c; 1; 1; 0; 1] \\ [0; 1; 1; c; c; c; 1; 1] \\ [1; 1; 1; 1; 1; c; 1; 0; 1] \\ [1; 1; 1; 1; c; 1; 1; 1; 0] \end{array} : \quad (12)$$

In these notations,  $c_i$  is the value of the bit that Alice sends to Bob when she has used the setting  $A_i$ ;  $r_{B_j} = c$  means that, upon choosing the setting  $B_j$ , Bob outputs the value of the bit received from Alice.

The fact that the inequality (7) can be violated by one bit of communication shows that a single use of the NLM does not correspond to a single bit of communication plus no-signaling: the NLM is a resource strictly weaker than communication, as argued in Ref. [7], and grasps finer details of the structure of quantum non-locality. The question whether one bit of communication is sufficient to simulate non-maximally entangled states is obviously still open.

#### E. Other inequalities

We have explored less systematically the case of four settings on each side, starting from the inequality  $I_{4422}$  given in Ref. [15]. The corresponding inequality  $M_{4422} = 0$  is obtained exactly as above, just replacing 1 with 2 as the coefficient of  $P_0$  ( $r_A = 0$ ). The result is similar:  $M_{4422} = 0$  indeed holds for all strategies allowing a single use of the NLM, and QM violates it. If all the four settings are used, the range of values of  $I_{4422}$  in which we found a violation is smaller than for  $M_{3322}$ , only up to  $\frac{1}{13}$ . Note that  $I_{4422}$  is less violated than  $I_{3322}$  by the singlet [15], while the violation achievable by the NLM is  $\frac{1}{2}$  for both; by looking at Fig. 1, it becomes intuitive that the range of violation should decrease. Interestingly, one can recover the (better) result of Fig. 3 by setting  $a_3$  and  $b_0$  to the value  $1_d$ , thus reducing  $M_{4422}$  to  $M_{3322}$ . This assignment reads  $P_3(r_A = 0); P_0(r_B = 0) = 0$  and is thus not of the form (9): it describes a degenerate measurement.

#### IV. CONCLUSION AND PERSPECTIVES

In conclusion, we have shown that the simulation of non-maximally entangled states of qubits requires a strictly larger amount of resources (use of the non-local machine) than the simulation of the singlet. We have completely solved the problem in the case of three settings and two outcomes. At present thus, we know that the singlet can be simulated by a single use of the NLM, while states with  $0 < \alpha < \frac{2}{19}$  cannot. It will be of great interest to fill the gap, and to see whether a similar result holds when the resource used to simulate correlation are bits of communications instead of the NLM.

From a very fundamental point of view, we have discovered a new surprising feature of the quantum world, which shows once more how far this world lies from our intuition. But a precise understanding of the incommensurability between entanglement and non-locality would be of interest for applications as well. For instance, it

would allow to study whether in a given quantum information protocol (cryptography, teleportation, an algorithm ...) it is better to look for the largest amount of entanglement or for the largest amount of non-locality.

We acknowledge financial support from the EU Project RESQ and from the Swiss NCCR "Quantum photonics".

- 
- [1] A. Einstein, B. Podolski, N. Rosen, Phys. Rev. 47, 777 (1935); J.S. Bell, Physics 1, 195 (1964)
  - [2] A. Tapp, R. Cleve, G. Brassard, Phys. Rev. Lett. 83, 1874 (1999)
  - [3] B. Gisin, N. Gisin, Phys. Lett. A 260, 323 (1999); M. Steiner, Phys. Lett. A 270, 239 (2000)
  - [4] B. F. Toner, D. Bacon, Phys. Rev. Lett. 91, 187904 (2003)
  - [5] S. Popescu, D. Rohrlich, quant-ph/979026
  - [6] J.F. Clauser, M. A. Home, A. Shimony, R. A. Holt, Phys. Rev. Lett. 23, 880 (1969)
  - [7] N. J. Cerf, N. Gisin, S. Massar, S. Popescu, quant-ph/0410027
  - [8] V. Scarani, W. Tittel, H. Zbinden, N. Gisin, Phys. Lett. A 276, 1 (2000); V. Scarani, N. Gisin, quant-ph/0410025
  - [9] H. Zbinden, J. Brendel, N. Gisin, W. Tittel, Phys. Rev. A 63, 022111 (2001); A. Stefanov, H. Zbinden, N. Gisin, A. Suarez, Phys. Rev. Lett. 88, 120404 (2002)
  - [10] P. Eberhard, Phys. Rev. A 47, R747 (1993)
  - [11] A. Acín, T. Durt, N. Gisin, J.I. Latorre, Phys. Rev. A 65, 052325 (2002)
  - [12] J. Barrett, Phys. Rev. A 65, 042302 (2002)
  - [13] I. Pitowski, Quantum Probability, Quantum Logic, Lecture Notes in Physics 321 (Springer Verlag, Heidelberg, 1989)
  - [14] This statement is valid for the set of all possible measurements on all possible quantum states, see Ref. [13], as well as paragraph V.C of: R.F. Werner, M.M. Wolf, Phys. Rev. A 64, 032112 (2001); and references therein. If one restricts to the measurements on a given state, or even to the von-Neumann measurements on a Hilbert space with given dimension, convexity is not proved (although no counter-example is known, to our knowledge).
  - [15] D. Collins, N. Gisin, J. Phys. A: Math. Gen. 37 1775 (2004)
  - [16] L. Masanes, Quant. Inf. Comput. 3, 345 (2003)
  - [17] J. Barrett, N. Linden, S. Massar, S. Pironio, S. Popescu, D. Roberts, quant-ph/0404097
  - [18] This takes automatically into account the possibility that Alice and Bob use the alternative version of the NLM defined by  $a + b = xy + 1$ .
  - [19] For instance,  $[0_f 1_m 1_f; 0_f 1_f 0_f]$  and  $[0_f 1_f 1_m; 1_f 0_f 1_f]$  define the same probability point.
  - [20] We used the function "convhull" of Matlab on the 28 points which yield  $I_{3322} = \frac{1}{2}$  alone, or on these points plus some of the 20 deterministic points which yield  $I_{3322} = 0$ . The result is the same.
  - [21] Actually, the program outputs two facets: inequality (7), and a similar one where the first line (2,0,0) is replaced by (1,1,0). If one writes down the inequality explicitly, it becomes evident that one is transformed into the other by exchanging  $A_0$  and  $A_1$  and by flipping the bit  $r_{B_2}$ .
  - [22] D. Bacon, B.F. Toner, Phys. Rev. Lett. 90, 157904 (2003)
  - [23] This point was pointed out to us by S. Pironio (private communication).