

Gravity-induced resonances in a rotating trap

Iwo Bialynicki-Birula*

*Center for Theoretical Physics, Polish Academy of Sciences
Al. Lotników 32/46, 02-668 Warsaw, Poland*

It is shown that in an anisotropic harmonic trap that rotates with the properly chosen rotation rate, the force of gravity leads to a resonant behavior. On resonance, the oscillation amplitude of a single particle, or of the center of mass of a many-particle system (for example, BEC), grows linearly with time and the particles are expelled from the trap. The resonances can only occur when the rotation axis is tilted away from the vertical position. The positions of the resonances (there are always two of them) do not depend on the mass but only on the characteristic frequencies of the trap and on the direction of the angular velocity of rotation.

PACS numbers: 03.75.Kk, 45.30.+s, 45.50.-j

The purpose of this work is to expose the role of gravity in the dynamics of particles in a rotating trap. Rotating harmonic traps are frequently used in the study of Bose-Einstein condensates. The standard arrangement [1, 2, 3, 4, 5] is to choose the vertical axis of rotation. In this case, the only effect of gravity is the displacement of the equilibrium position. The situation completely changes when the axis of rotation is tilted away from the vertical position. In this case, for every anisotropic trap there exist two characteristic frequencies at which resonances occur. The motion in the trap that is rotating at a resonant frequency will become unbounded and the particles will be expelled from the trap. The position of the resonance does not depend on the mass but only on the characteristic frequencies of the trap and on the direction of the angular velocity. These results are also valid for the center of mass of a many-body system because in the harmonic potential the center of mass motion decouples from the internal motion [7, 8, 9]. This means that the trap rotating at the resonant frequency will not hold the Bose-Einstein condensate. Owing to the linearity of the equations of motion for a harmonic trap, all conclusions hold both in classical and in quantum theory. A resonant behavior caused by an application of a static force may seem counterintuitive, but is explained by the fact that in the rotating frame the force of gravity acts as a periodically changing external force.

The best way to analyze the behavior of particles in a uniformly rotating trap is to perform first the transformation to the rotating frame. In this frame the harmonic trap potential is frozen but the force of gravity is rotating with the angular velocity of the trap rotation. In the rotating frame the Hamiltonian has the form

$$\mathcal{H} = \frac{\mathbf{p}^2}{2m} + \mathbf{r} \cdot \hat{\Omega} \cdot \mathbf{p} + \frac{m}{2} \mathbf{r} \cdot \hat{V} \cdot \mathbf{r} - m \mathbf{r} \cdot \mathbf{g}(t). \quad (1)$$

The potential matrix \hat{V} is symmetric and positive definite. The eigenvalues of this matrix are the squared frequencies of the oscillations in the non-rotating trap. The

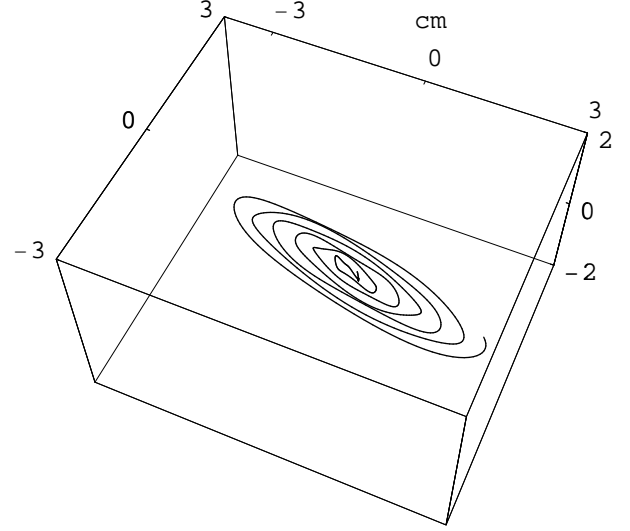


FIG. 1: The trajectory of a particle in the coordinate frame rotating with the trap. The characteristic frequencies of the trap in the x , y , and z directions are 10 Hz, 15 Hz, and 20 Hz, respectively. The angular velocity vector has the direction $(1, 1, 1)$ and its length $\Omega/2\pi = 6.49421$ Hz satisfies the resonance condition, as calculated in the Appendix A. The distances in this plot are measured in centimeters. The direction of the gravitational force ($g = 9.81\text{ms}^{-2}$) is assumed to coincide at $t = 0$ with the z -axis of the trap. One can see that the amplitude of oscillations increases linearly with time.

angular velocity matrix $\hat{\Omega}$ has the form $\Omega_{ik} = \epsilon_{ijk}\Omega_j$. The vector of the gravitational acceleration $\mathbf{g}(t)$, as seen in the rotating frame, can be expressed in the form

$$\mathbf{g}(t) = \mathbf{g}_{\parallel} + \mathbf{g}_{\perp} \cos(\Omega t) - (\mathbf{n} \times \mathbf{g}_{\perp}) \sin(\Omega t), \quad (2)$$

where \mathbf{n} denotes the direction and Ω denotes the length of the angular velocity vector $\mathbf{\Omega}$. The parallel and the transverse components of the gravitational acceleration vector \mathbf{g} are defined as $\mathbf{g}_{\parallel} = \mathbf{n}(\mathbf{n} \cdot \mathbf{g})$ and $\mathbf{g}_{\perp} = \mathbf{g} - \mathbf{n}(\mathbf{n} \cdot \mathbf{g})$, respectively. Note that the time-dependent part vanishes when the rotation axis is vertical.

*Electronic address: birula@cft.edu.pl

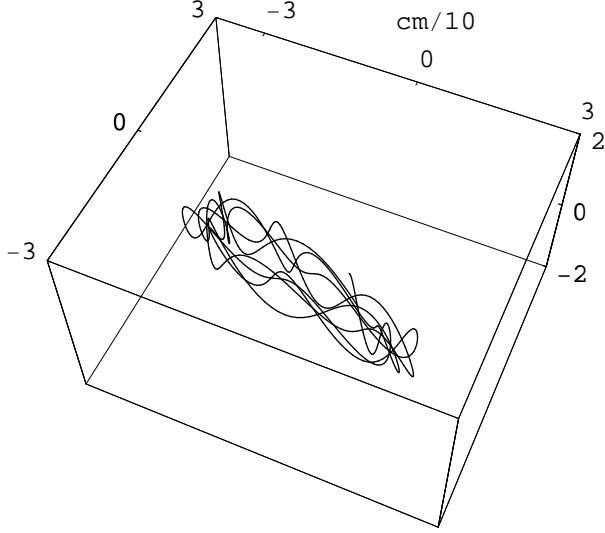


FIG. 2: The trajectory of a particle under the same conditions as in Fig. 1, except that the value of the angular velocity $\Omega/2\pi = 4$ Hz is below the resonance. The scale in this plot is reduced by a factor of 10 as compared to Fig. 1.

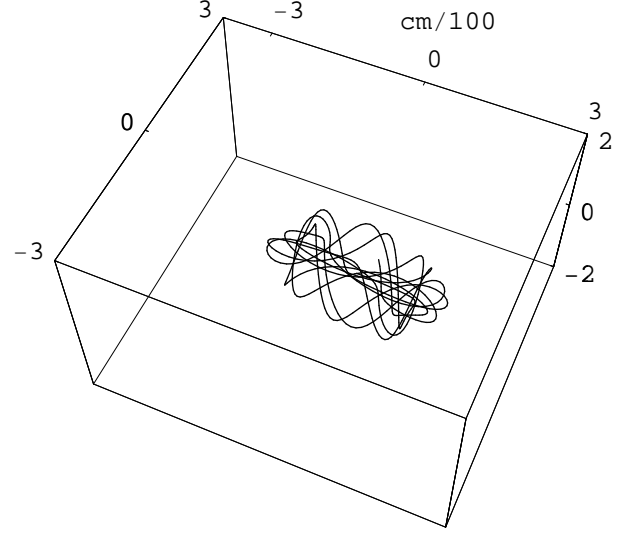


FIG. 4: The trajectory of a particle under the same conditions as in Fig. 1, except that the gravitational field has been turned off. The angular velocity $\Omega/2\pi = 6.49421$ Hz has the resonant value. The scale in this plot is reduced by a factor of 100 as compared to Fig. 1. Clearly, there is no sign of any resonant behavior.

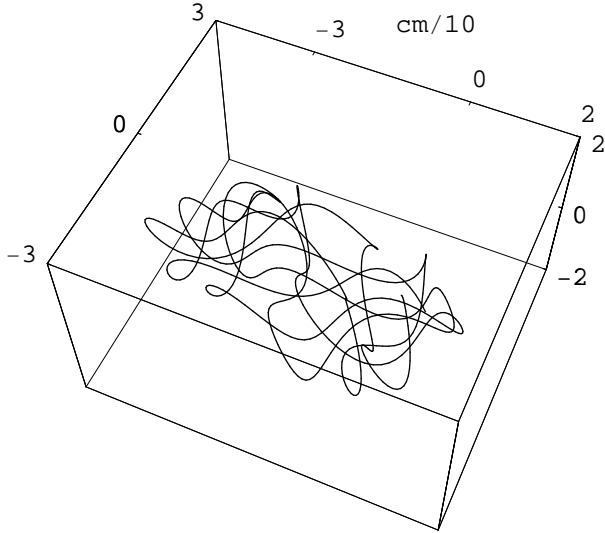


FIG. 3: The trajectory of a particle under the same conditions as in Fig. 1, except that the value of the angular velocity $\Omega/2\pi = 9$ Hz is above the resonance. The scale in this plot is reduced by a factor of 10 as compared to Fig. 1.

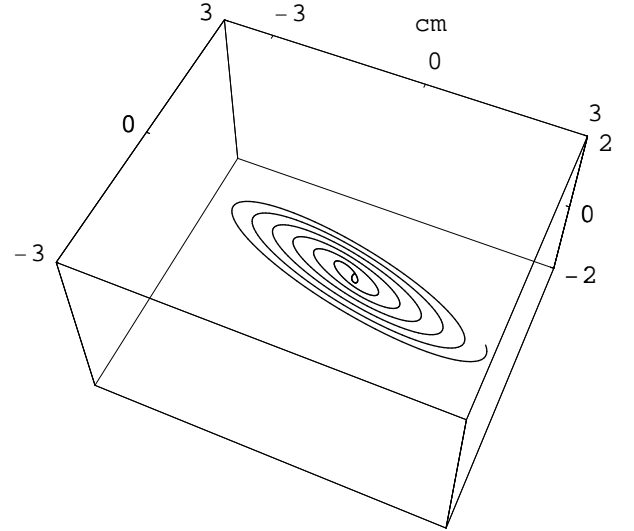


FIG. 5: The trajectory of a particle described by the analytic formulas given in the Appendix B. The trap parameters and the angular velocity are the same as in Fig. 1.

The equations of motion determined by the Hamiltonian (1) have the following form

$$\frac{d^2\mathbf{r}(t)}{dt^2} = -\hat{V} \cdot \mathbf{r}(t) - \hat{\Omega} \cdot \left(2 \frac{d\mathbf{r}(t)}{dt} + \hat{\Omega} \cdot \mathbf{r}(t) \right) + \mathbf{g}_{\parallel} + \mathbf{g}_{\perp} \cos(\Omega t) - (\mathbf{n} \times \mathbf{g}_{\perp}) \sin(\Omega t). \quad (3)$$

These equations describe a harmonic oscillator displaced

by a constant force (the longitudinal part of \mathbf{g}) and driven by a periodic force (the transverse part of \mathbf{g}). However, this is not a standard periodically driven oscillator because the characteristic frequencies of the oscillator depend on the frequency Ω of the driving force. Therefore, the position of the resonance has to be determined self-consistently.

It is convenient to rewrite the expression (2) as a real part of a complex function

$$\mathbf{g}(t) = \Re(\mathbf{g}_{\parallel} + (\mathbf{g}_{\perp} + i(\mathbf{n} \times \mathbf{g}_{\perp}))e^{i\Omega t}) \quad (4)$$

and to replace the equations of motion by their complex counterpart

$$\frac{d^2 \mathbf{w}(t)}{dt^2} = -\hat{V} \cdot \mathbf{w}(t) - \hat{\Omega} \cdot \left(2 \frac{d\mathbf{w}(t)}{dt} + \hat{\Omega} \cdot \mathbf{w}(t) \right) + \mathbf{g}_{\parallel} + \mathbf{h}e^{i\Omega t}, \quad (5)$$

where $\mathbf{h} = \mathbf{g}_{\perp} + i(\mathbf{n} \times \mathbf{g}_{\perp})$. The real part of $\mathbf{w}(t)$ describes the physical trajectory. It is a solution of Eqs. (3).

The general solution of Eqs. (5) is a sum of the general solution of the homogeneous equation and a solution of the inhomogeneous equation. In the generic case, the general solution has the form

$$\begin{aligned} \mathbf{w}(t) = & \sum_{k=1}^3 \left(\mathbf{a}_k^+ e^{i\omega_k(\Omega)t} + \mathbf{a}_k^- e^{-i\omega_k(\Omega)t} \right) \\ & - \hat{M}(0)^{-1} \cdot \mathbf{g}_{\parallel} - \hat{M}(\Omega)^{-1} \cdot \mathbf{h}e^{i\Omega t}, \end{aligned} \quad (6)$$

where $\hat{M}(\omega)$ is a Hermitian matrix that one encounters while solving the homogeneous part of the set of equations (5),

$$\hat{M}(\omega) = \omega^2 - \hat{V} - 2i\omega\hat{\Omega} - \hat{\Omega}^2. \quad (7)$$

The characteristic frequencies $\omega_k(\Omega)$ are the zeros of the characteristic polynomial $W(\omega)$ — the determinant of the matrix $\hat{M}(\omega)$

$$W(\omega) = \text{Det}\{\hat{M}(\omega)\}. \quad (8)$$

It is the dependence of the characteristic frequencies on the frequency of the driving force Ω that makes this problem different from a standard driven oscillator.

The complete analysis of all the regions of stability, will be given elsewhere [10]. In this paper, I shall only study the resonance phenomena. They occur in the special cases when the matrix $\hat{M}(\Omega)$ is singular — the driving frequency coincides with a characteristic frequency of the rotating trap. The generic form (6) of the solution is then not valid and the second line in this expression together with the resonant term in the first line must be replaced by

$$(\mathbf{a}t + \mathbf{b})e^{i\Omega t} + \mathbf{c}, \quad (9)$$

where the complex vectors \mathbf{a} and \mathbf{b} are the solutions of the following sets of linear equations

$$\hat{M}(\Omega) \cdot \mathbf{a} = 0, \quad (10a)$$

$$2(i\Omega + \hat{\Omega}) \cdot \mathbf{a} - \hat{M}(\Omega) \cdot \mathbf{b} = \mathbf{h}. \quad (10b)$$

The other degenerate case, when the matrix $\hat{M}(0)$ is singular is not interesting because then $W(0) = 0$. In this

case the trap itself is unstable since one characteristic frequency vanishes.

The best way to find solutions of Eqs. (10) is to expand the vectors \mathbf{a} and \mathbf{b} in the basis of the eigenvectors of the matrix $\hat{M}(\Omega)$

$$\mathbf{a} = \alpha_0 \mathbf{e}_0 + \alpha_+ \mathbf{e}_+ + \alpha_- \mathbf{e}_-, \quad (11a)$$

$$\mathbf{b} = \beta_0 \mathbf{e}_0 + \beta_+ \mathbf{e}_+ + \beta_- \mathbf{e}_-. \quad (11b)$$

Upon substituting these formulas into Eqs. (10) one finds that α_+ and α_- vanish, β_0 is arbitrary, and the remaining three coefficients can be calculated from Eq. (10b). This procedure is followed in the Appendix B to obtain the analytic form of the solution.

There are, in general, two resonant values of Ω . Their properties are given in the Appendix A. The lower value is more interesting because it always falls into the range of the first region of stable oscillations, where one would expect the confinement of particles in the trap. The upper value may fall in the lower region of stability, in the lower region of instability, or in the higher region of stability. The existence of only two resonant frequencies (one would expect three resonant frequencies for a three dimensional oscillator) clearly shows that we are dealing here with a more complex dynamical system than a simple driven harmonic oscillator.

The essential difference between the resonant and the nonresonant behavior is illustrated in Figs. 1-3. The role of gravity is best seen by comparing Fig. 1 (with gravity) and Fig. 4 (gravity switched off). The calculations were performed in the coordinate system in which the potential matrix \hat{V} is diagonal and it was assumed that the force of gravity at $t = 0$ is directed along the z axis of the trap. All four figures were generated for the same trap and under the same initial conditions: the particle is initially placed in the center of the trap and it is given the initial velocity of 1 cm/sec in the x direction. These simple initial conditions result in the excitation of all the modes of the oscillator. However, at resonance the mode growing linearly with t dominates the time evolution. This can be seen by comparing, for the same parameters of the trap and at the resonant frequency $\Omega/2\pi = 6.49421$ Hz, the motion depicted in Fig. 1, that was calculated numerically, with the motion depicted in Fig. 5. The second plot was obtained from the analytic solution of the equations of motion (9), that contains only the resonant part. The vectors \mathbf{a} , \mathbf{b} , and \mathbf{c} are calculated in the Appendix B. Both plots are essentially the same except for very small differences that are due to the fact that the initial conditions assumed in Fig. 1 require some admixture of the nonresonant solutions (first line in Eq. (6)) of the homogeneous equations.

In conclusion, I have demonstrated the presence of resonances in a rotating harmonic trap subjected to the force of gravity. The nature of these resonances is different from the standard forced harmonic oscillator since the resonant frequencies must be determined selfconsistently. The resonances occur always at two rotation rates but they exist only when the rotation axis is tilted away

from the vertical direction. Resonant rotation rates depend solely on the properties of the trap and not on the masses of particles. The resonances cause the escape of a particle, or the center of mass for a collection of interacting particles, from the trap. It should be possible to confirm experimentally the existence of these resonances for Bose-Einstein condensates in rotating traps. In par-

ticular, the presence of resonances makes it possible to quickly expel all particles from the trap.

This research was supported by a grant from the Polish Ministry of Scientific Research and Information Technology under the Grant No. PBZ-MIN-008/P03/2003.

APPENDIX A: CALCULATION OF RESONANT ANGULAR VELOCITIES

The resonant values of the angular velocity Ω are the ones that coincide with a characteristic frequency of the trap. In order to find these values, one must first find the characteristic polynomial $W(\omega)$ for the set of equations (3). This was done in Ref.[9] and the result is

$$W(\omega) = \text{Det}\{\omega^2 - \hat{V} - \hat{\Omega}^2 - 2i\omega\hat{\Omega}\} = \omega^6 - \omega^4(2\Omega^2 + \text{Tr}\{\hat{V}\}) + \omega^2\left(\Omega^4 + \Omega^2(3\mathbf{n} \cdot \hat{V} \cdot \mathbf{n} - \text{Tr}\{\hat{V}\}) + \frac{\text{Tr}\{\hat{V}\}^2 - \text{Tr}\{\hat{V}^2\}}{2}\right) - \Omega^4\mathbf{n} \cdot \hat{V} \cdot \mathbf{n} + \Omega^2(\text{Tr}\{\hat{V}\}\mathbf{n} \cdot \hat{V} \cdot \mathbf{n} - \mathbf{n} \cdot \hat{V}^2 \cdot \mathbf{n}) - \text{Det}\{\hat{V}\}. \quad (\text{A1})$$

The resonant values of Ω are obtained by solving the bi-quadratic equation

$$W(\Omega) \equiv -2\Omega^4(\text{Tr}\{\hat{V}\} - \mathbf{n} \cdot \hat{V} \cdot \mathbf{n}) + \Omega^2\left(\frac{\text{Tr}\{\hat{V}\}^2 - \text{Tr}\{\hat{V}^2\}}{2} + \text{Tr}\{\hat{V}\}\mathbf{n} \cdot \hat{V} \cdot \mathbf{n} - \mathbf{n} \cdot \hat{V}^2 \cdot \mathbf{n}\right) - \text{Det}\{\hat{V}\} = 0. \quad (\text{A2})$$

In the coordinate system aligned with the principal axes of the trap, the solutions of this equation have the form

$$\Omega_{\pm}^2 = \frac{(1 - n_x^2/2)V_y V_z + \dots \pm \sqrt{((1 - n_x^2/2)V_y V_z + \dots)^2 - 2V_x V_y V_z((1 - n_x^2)V_x + \dots)}}{2(1 - n_x^2)V_x + \dots}, \quad (\text{A3})$$

where V_x, V_y, V_z denote the diagonal elements of \hat{V} and the dots stand everywhere for two additional terms obtained by the cyclic substitutions $x \rightarrow y \rightarrow z \rightarrow x$. These solutions are always real since the discriminant Δ — the expression under the square root — is never negative. This is seen from the following representation of Δ as a sum of three nonnegative terms

$$\Delta = q \left(\left(1 - \frac{n_y^2}{2}\right)V_x V_z - \left(1 - \frac{n_x^2}{2}\right)V_y V_z + aV_x V_y \right)^2 + (1 - q) \left(\left(1 - \frac{n_y^2}{2}\right)V_x V_z + \left(1 - \frac{n_x^2}{2}\right)V_y V_z + bV_x V_y \right)^2 + cV_x^2 V_y^2, \quad (\text{A4})$$

$$q = \frac{1 - n_z^2}{2(1 - n_x^2/2)(1 - n_y^2/2)}, \quad a = \frac{(n_x^2 - n_y^2)(1 + n_z^2/2)}{1 - n_z^2}, \quad b = \frac{3n_x^2 n_y^2}{4n_z^2 + n_x^2 n_y^2} - \frac{n_z^2}{2}, \quad c = \frac{18n_x^2 n_y^2 n_z^2}{(1 - n_z^2)(4n_z^2 + n_x^2 n_y^2)}. \quad (\text{A5})$$

The lower value Ω_- of the resonant angular velocity never exceeds the lowest critical angular velocity at which the system becomes unstable. To prove this, one may compare the expression (A2) with the following expression that determines the critical value [9]

$$W(0) \equiv -\Omega^4\mathbf{n} \cdot \hat{V} \cdot \mathbf{n} + \Omega^2(\text{Tr}\{\hat{V}\}\mathbf{n} \cdot \hat{V} \cdot \mathbf{n} - \mathbf{n} \cdot \hat{V}^2 \cdot \mathbf{n}) - \text{Det}\{\hat{V}\} = 0. \quad (\text{A6})$$

Both these expressions may be represented by inverted parabolas that cross the y -axis axis $\Omega^2 = 0$ at the same negative value $-\text{Det}\{\hat{V}\}$. Since the derivative of (A2) with respect to Ω^2 at the crossing point is larger than the derivative of (A6), the parabola (A2) is steeper at the crossing point. Therefore, it must cross the x -axis at a lower value of Ω^2 and the lower resonant value lies below the boundary of the stability region.

APPENDIX B: ANALYTIC RESONANT SOLUTION

In order to write down explicitly the resonant solution, we first determine the eigenvalues and the eigenvectors of the matrix $\hat{M}(\Omega)$

$$\hat{M}(\Omega) = \begin{pmatrix} \Omega^2(1 + n_y^2 + n_z^2) - V_x & -\Omega^2(n_x n_y - 2in_z) & -\Omega^2(n_x n_z + 2in_y) \\ -\Omega^2(n_x n_y + 2in_z) & \Omega^2(1 + n_x^2 + n_z^2) - V_y & -\Omega^2(n_y n_z - 2in_x) \\ -\Omega^2(n_x n_z - 2in_y) & -\Omega^2(n_y n_z + 2in_x) & \Omega^2(1 + n_x^2 + n_y^2) - V_z \end{pmatrix}. \quad (\text{B1})$$

Everywhere in this Appendix Ω stands for one of the two resonant frequencies given by the expression (A3). The characteristic polynomial of the matrix $\hat{M}(\Omega)$ is

$$\lambda(\lambda^2 + \lambda(V_x + V_y + V_z - 5\Omega^2) + 4\Omega^4 - 3\Omega^2(V_x + V_y + V_z) + V_y V_z + V_x V_z + V_x V_y). \quad (\text{B2})$$

One of the eigenvalues vanishes and the remaining two eigenvalues λ_{\pm} have the form

$$\lambda_{\pm} = (5\Omega^2 - V_x - V_y - V_z \pm \sqrt{9\Omega^4 + 2(V_x(1 + 2n_x^2) + \dots) + V_x^2 - 2V_y V_z + \dots})/2, \quad (\text{B3})$$

where the dots have the same meaning as in the Appendix A. Knowing the eigenvalues, one may write down explicit expressions for the projectors P_0, P_+, P_- corresponding to the eigenvectors of $\hat{M}(\Omega)$,

$$P_0 = \frac{(\hat{M}(\Omega) - \lambda_+)(\hat{M}(\Omega) - \lambda_-)}{\lambda_+ \lambda_-}, \quad P_+ = \frac{\hat{M}(\Omega)(\hat{M}(\Omega) - \lambda_-)}{\lambda_+(\lambda_+ - \lambda_-)}, \quad P_- = \frac{\hat{M}(\Omega)(\hat{M}(\Omega) - \lambda_+)}{\lambda_-(\lambda_- - \lambda_+)}. \quad (\text{B4})$$

The eigenvectors \mathbf{e}_0 and \mathbf{e}_{\pm} may be obtained by acting with the projectors on any generic vector (not an eigenvector of $\hat{M}(\Omega)$). I shall choose \mathbf{h} for this vector because it appears in the equation (10b) that is to be solved. Thus, the (unnormalized) eigenvectors, needed in the expansions (11a), will have the form

$$\mathbf{e}_0 = P_0 \mathbf{h}, \quad \mathbf{e}_+ = P_+ \mathbf{h}, \quad \mathbf{e}_- = P_- \mathbf{h}. \quad (\text{B5})$$

Taking into account the orthogonality of the eigenvectors, one may find the coefficients α_0 and β_{\pm} that lead to the following explicit expression for the vectors \mathbf{a}, \mathbf{b}

$$\mathbf{a} = \frac{\mathbf{e}_0^\dagger \cdot \mathbf{e}_0}{2\mathbf{e}_0^\dagger \cdot (i\Omega + \hat{\Omega}) \cdot \mathbf{e}_0} \mathbf{e}_0, \quad (\text{B6a})$$

$$\mathbf{b} = \left(\frac{i(\mathbf{e}_0^\dagger \cdot \mathbf{e}_0)(\mathbf{e}_+^\dagger \cdot \hat{\Omega} \cdot \mathbf{e}_0)}{(\mathbf{e}_0^\dagger \cdot (i\Omega + \hat{\Omega}) \cdot \mathbf{e}_0)(\mathbf{e}_+^\dagger \cdot \mathbf{e}_+)} - 1 \right) \frac{\mathbf{e}_+}{\lambda_+} + \left(\frac{i(\mathbf{e}_0^\dagger \cdot \mathbf{e}_0)(\mathbf{e}_-^\dagger \cdot \hat{\Omega} \cdot \mathbf{e}_0)}{(\mathbf{e}_0^\dagger \cdot (i\Omega + \hat{\Omega}) \cdot \mathbf{e}_0)(\mathbf{e}_-^\dagger \cdot \mathbf{e}_-)} - 1 \right) \frac{\mathbf{e}_-}{\lambda_-}. \quad (\text{B6b})$$

The vector \mathbf{c} can be found by solving the equations $\hat{M}(0)\mathbf{c} = -\mathbf{n}(\mathbf{n} \cdot \mathbf{g})$ and it has the following components

$$\mathbf{c} = \frac{(\mathbf{n} \cdot \mathbf{g}) [n_x(V_y - \Omega^2)(V_z - \Omega^2), n_y(V_z - \Omega^2)(V_x - \Omega^2), n_z(V_x - \Omega^2)(V_y - \Omega^2)]}{V_x V_y V_z - \Omega^2(n_x^2 V_x(V_y + V_z) + n_y^2 V_y(V_z + V_x) + n_z^2 V_z(V_x + V_y)) + \Omega^4(n_x^2 V_x + n_y^2 V_y + n_z^2 V_z)}. \quad (\text{B7})$$

-
- | | |
|---|---|
| <p>[1] A. Recati, F. Zambelli and S. Stringari, Phys. Rev. Lett. 86, 377 (2001).
 [2] K. W. Madison <i>et al.</i>, Phys. Rev. Lett. 86, 4443 (2001).
 [3] S. Sinha and Y. Castin, Phys. Rev. Lett. 87, 190402 (2001).
 [4] J. J. Garcia-Ripoll and V. M. Perez-Garcia, Phys. Rev. A 64, 013602 (2001).
 [5] P. Rosenbusch <i>et al.</i>, Phys. Rev. Lett. 88, 250403 (2002).</p> | <p>[6] M. Cozzini <i>et al.</i>, Phys. Rev. A 67, 021602(R) (2003).
 [7] W. Kohn, Phys. Rev. 173, 1242 (1961).
 [8] J. F. Dobson, Phys. Rev. Lett. 73, 2244 (1994).
 [9] I. Bialynicki-Birula and Z. Bialynicka-Birula, Phys. Rev. A 65, 063606 (2002).
 [10] T. Sowiński and I. Bialynicki-Birula (to be published).</p> |
|---|---|