

A Quantum Algorithm to Solve NP-Complete Problems in Polynomial Time

Wenjin Mao

Department of Physics and Astronomy, Stony Brook University, SUNY, Stony Brook, NY 11794, U.S.A.

(Dated: November 21, 2018)

A new quantum algorithm is proposed to solve Satisfiability(SAT) problems based on the idea of ground state quantum computer. The energy gap scale of the ground state quantum computer is calculated for arbitrary 3-bit Exact Cover problems, and it is found that this algorithm can solve NP-complete problems in polynomial time.

PACS numbers: 03.67.Lx

Based on the principles of quantum mechanics, quantum computer has been expected to outperform its classical counterpart. For example, the well-known Shor's factoring algorithm[1] and Grover's algorithm[2] accelerate exponentially and quadratically compared with classical algorithms. It is a challenge to find whether quantum computer outperforms its classical counterpart on other classically intractable problems, which cannot be solved classically in polynomial time of N , the number of input bits. Especially interesting are the NP-complete problems[3], which include hundreds of problems, such as the famous Traveling Salesman problem[4]. All NP-complete problems can be transformed into each other by polynomial steps. If one instance of NP-complete problems can be solved in polynomial time by any algorithm, then all of them can be solved in polynomial time. However, it is widely believed that such a classical algorithm doesn't exist.

Recently the adiabatic quantum algorithm[5] was proposed to solve NP-complete problem, and numerical simulations were performed on relatively small size of problem instances[6]. It was found that the time cost scales as polynomial function of number of input qubits N . Whether this time scale persists as N increases is an open question[7].

In this paper we explore the idea of ground state quantum computer[8, 9, 10, 11], and propose a new algorithm to solve the satisfiability (SAT) problems. SAT problems deal with N binary variables submitted to M constraints with each constraint C_i involving m bits, and the task is to find N -bit instances satisfying all constraints. They become classically intractable when the parameter M/N reaches above dynamic threshold γ_d , and some of them belong to NP-complete[12, 13, 14]; beyond the static threshold γ_s , with high probability there is no solution satisfying all constraints. We prove that in polynomial time our algorithm solves arbitrary 3-bit Exact Cover problems, closely related to 3-SAT, part of which belong to NP-complete, hence solves all NP-complete problems in polynomial time.

A standard computer is characterized by a time dependent state as: $|\psi(t_i)\rangle = U_i|\psi(t_{i-1})\rangle$, where t_i denotes instance of the i -th time step, and U_i represents for unitary transformation. For ground state quantum computer, all the states in the time sequence are contained in the space distribution of the ground state wavefunction $|\psi_0\rangle$. The

time cost is determined by the energy gap Δ between the ground state and the first excited state. As proposed by Mizel et.al.[8], a single qubit can be a column of quantum dots with multiple rows, each row contains a pair of quantum dots, and state $|0\rangle$ or $|1\rangle$ is represented by finding electron in one of the two dots. Only one electron exists in a single qubit. Circuit of many such qubits is a ground state quantum computer, whose ground state is determined by the summation of single qubit unitary transformation Hamiltonian $h(U_j)$, two-qubit interacting Hamiltonian $h(CNOT)$ and $h(CNOT')$, boost Hamiltonian $h(B)$ to amplify the wavefunction by λ in the ground state, and projection Hamiltonian $h(|\gamma\rangle, \lambda)$ to project the state into $|\gamma\rangle$ and amplify it by λ in ground state[8, 9, 10, 11]. ϵ is the energy unit for all these Hamiltonians. One can find definition of all above Hamiltonians in [11].

When all qubits are short and the boost Hamiltonian and projection Hamiltonian happen only on the final rows of all qubits, the scale of energy gap Δ of ground state quantum computer circuit is determined by a parameter on each qubit, the ratio of the first excited state wavefunction $|\psi_1\rangle$ on the second row over the last row[11],

$$1/x = \langle \mathbf{R}_2 | \psi_1 \rangle / \langle \mathbf{R}_n | \psi_1 \rangle, \quad (1)$$

and x is the *effective length* of the qubit, thus the minimum value of $1/x$ on a qubit gives the scale of energy gap $\Delta \propto \epsilon/x^2$ as long as $x \gg n$, the length of a qubit. In order to determine the value $1/x$, we notice that for a control gate, the ground state wavefunction has following form:

$$(|\psi_{control}^{upstream} + |\psi_{control}^{downstream}\rangle)|\psi_{target}^{upstream}\rangle + |\psi_{control}^{downstream}\rangle|\psi_{target}^{downstream}\rangle. \quad (2)$$

To find the minimum of $1/x$ on all qubits in the circuit of multiple interacting qubits, we observe from numerical calculation on two interacting qubits that at lowest excited state nonzero energy contribution is from the Hamiltonians on a qubit, say qubit A , while the wavefunction on other qubits maintains the same form as at corresponding lowest energy state, contributing nearly zero energy. Similar phenomenon should happen for multiple qubits case when only pairwise interaction is considered. If all qubits end with either boost or projection

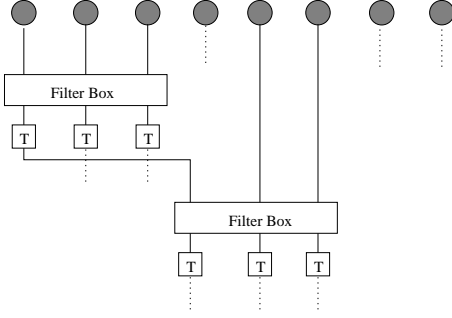


FIG. 1: Design for circuit solving SAT problem with each constraints involving 3 bits. Box labeled T represents for transfer box as shown in Fig.(2).

Hamiltonian with same λ , then λ from projection Hamiltonian on qubit A doesn't contribute to $1/x$ on qubit A itself, and λ from its control operation mates contribute to $1/x$ by multiplying $1/\lambda$. Contribution from other qubits not directly interacting with qubit A can be analyzed by Eq.(2). It should be noted that if $h(CNOT')$ is used instead of $h(CNOT)$, λ from the control qubit doesn't affect the value of $1/x$ on the target qubit even though they are directly interacting with each other. Detail of estimating $1/x$ in Eq.(1) can be found in [11].

More consideration is needed for single short qubit with projection Hamiltonian $h(|\gamma\rangle, \lambda)$ on the final row, where the ground state on the final row is restricted to be at the particular state $|\gamma\rangle$. Let's assume the ground state wavefunction on the second last row is at state $|\xi\rangle$, which is normalized. If $\langle \xi | \gamma \rangle \ll 1$, or

$$|\xi\rangle = \alpha|\gamma\rangle + \beta|\bar{\gamma}\rangle, \quad (3)$$

with $\langle \gamma | \bar{\gamma} \rangle = 0$ and $\alpha \ll \beta$, then after adding projection Hamiltonian $h(|\gamma\rangle, \lambda)$, the probability of finding electron on the final row is $\alpha^2 \lambda^2 / (n - 1 + \alpha^2 \lambda^2)$. In order to have appreciable probability to find $|\gamma\rangle$ on the final row, it requires $\lambda \approx 1/\alpha$, and leads to $\Delta \propto \alpha^2 \epsilon$. If α is exponentially small, then Δ also is exponentially small. Similar situation happens to multiple interacting qubits cases. This is the reason why ground state quantum computer cannot exponentially accelerate Grover's algorithm.

Now we present a new quantum algorithm to solve a SAT problem as shown in Fig.(1). The input state on the top row in Fig.(1) is $[(|0\rangle + |1\rangle)(|0\rangle + |1\rangle)(|0\rangle + |1\rangle)(|0\rangle + |1\rangle) \dots (|0\rangle + |1\rangle)] / 2^{N/2}$, which is determined by the boundary Hamiltonian, $h^0 = E(I - \sigma_x)$ with $E \gg \epsilon$, on the first rows of all N qubits. Each "filter box" represents for a constraint C_i , and the circuit in filter box makes sure that the states on rows immediately behind filter box should be a superposition of all possible states, however, the states satisfying condition C_i have much larger amplitudes than other states. This can be realized by projection and boost Hamiltonians, and the detail will be given in the following example.

After experiencing a filter box, the qubit's quantum

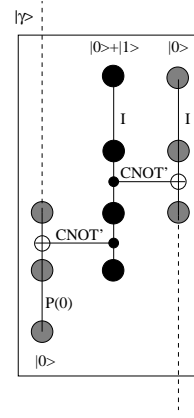


FIG. 2: Circuit for transfer box with label $P(0)$ representing for projection Hamiltonian $h(|0\rangle, \lambda)$.

state is transferred to a new qubit through a transfer box as shown in Fig.(2). The input qubit state of a transfer box is $|\gamma\rangle = a|0\rangle + b|1\rangle$, and at ground state the output state of the two qubits on right side is $a|0\rangle|0\rangle + b|1\rangle|1\rangle$ with large probability, hence the quantum state at the left qubit is transferred to the right qubit. It should be noted that the transfer box can only be used on qubits that never experience such transform that $|0\rangle \rightarrow (c|0\rangle + d|1\rangle)$ or $|1\rangle \rightarrow (c|0\rangle + d|1\rangle)$ with both $c \neq 0$ and $d \neq 0$. We also notice that in transfer box, it is the Hamiltonian $H(CNOT')$ is used instead of $H(CNOT)$. By using $H(CNOT')$ [11], the control qubit's projection Hamiltonian doesn't influence $1/x$ on target qubit, thus energy gap should be determined by $1/x$ on control qubit.

Each qubit transfers its quantum state to a new qubit by a transfer box shown in Fig.(2), so that the length of each qubit does not grow long, and the probability of success transferring is about $(1 - C/\lambda^2)$ with C being about n , the length of a typical qubit.

When all constraints are implemented, at ground state the states measured on the final rows of the N qubits should have appreciable probability P being on the states satisfying all constraints.

The energy gap depends on the circuit inside filter boxes, while the whole circuit Fig.(1) doesn't affect much the energy gap by noting that the middle qubit in a transfer box Fig.(2) acts as a control qubit to both qubits beside it, hence the values of $1/x$ defined in Eq.(1) on the two qubits next to it do not influence each other. The transfer boxes keep the energy gap from being too small, similar to teleport box in [10, 11].

Now we give an example on how to implement a filter box. We focus on the 3-bit Exact Cover problem[4], an instance of SAT problem, a set of which is identified as classically intractable[12, 14], and belong to NP-complete class. The definition of 3-bit Exact Cover problem is as following:

There are N bits z_1, z_2, \dots, z_N , each taking the value 0 or 1. With $O(N)$ clauses applied to them, each of the

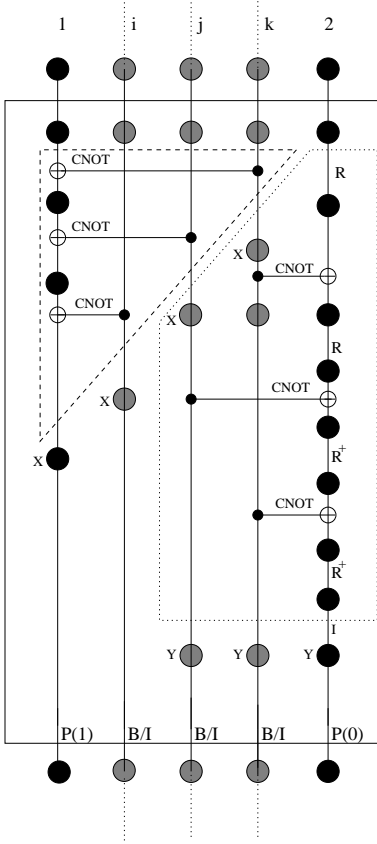


FIG. 3: Design for "filter box". The labels on the lines represent for corresponding Hamiltonians: I for $h(I)$, $CNOT$ for $h(CNOT)$, $P(1)$ for projection $h(|1\rangle, \lambda)$ et. al. At the final rows, B/I represents for boost Hamiltonian $h(B, \lambda)$ if there is no more clause to be applied to this qubit, otherwise, represents for identity Hamiltonian $h(I)$, and there will be a transfer box as shown in Fig.(2) connecting it. Some dots marked by X or Y are for demonstration convenience in text.

clauses is a constraint involving three bits with one having the value 1 while the other two having the value 0. One needs to determine if there is any N -bit instance satisfying all the clauses.

The algorithm is implemented by the circuit in Fig.(1). The detail of "filter box" is shown in Fig.(3). Considering any one of the clauses involving three qubits i , j and k , which are represented by gray dot columns, we add two ancilla qubits: qubit 1 and qubit 2, which are represented by dark dot columns. Qubits i , j , k at the first row are in the state $(|1\rangle + |0\rangle)/\sqrt{2}$ if they have not experienced any clause yet, and the two ancilla qubits are in the state $|\hat{0}\rangle$ and $|\hat{0}\rangle$, where state $|\hat{\gamma}\rangle$ corresponds to state of ancilla qubit 1, and $|\tilde{\gamma}\rangle$ to state of ancilla qubit 2.

Inside the dashed triangle of Fig.(3), after the first $CNOT$, we obtain state $|\hat{1}\rangle|1\rangle + |\hat{0}\rangle|0\rangle$; after the second $CNOT$: $|\hat{1}\rangle|1\rangle|0\rangle + |\hat{0}\rangle|0\rangle|0\rangle + |\hat{0}\rangle|1\rangle|1\rangle + |\hat{1}\rangle|0\rangle|1\rangle$; after

the third $CNOT$:

$$\begin{aligned} & |\hat{1}\rangle(|1\rangle|0\rangle|0\rangle + |0\rangle|1\rangle|0\rangle + |0\rangle|0\rangle|1\rangle + |1\rangle|1\rangle|1\rangle) \\ & + |\hat{0}\rangle(|1\rangle|1\rangle|0\rangle + |0\rangle|1\rangle|1\rangle + |1\rangle|0\rangle|1\rangle + |0\rangle|0\rangle|0\rangle). \end{aligned} \quad (4)$$

Immediately below the triangle, if the system stays at ground state, electron in ancilla qubit 1 is measured to be on the row labeled by X and at state $|\hat{1}\rangle$, and the three electrons on qubit i , j , k are all found on the rows labeled by X , then the three-qubit states satisfy the clause except for only one case $|1\rangle|1\rangle|1\rangle$, and we have to prevent this state to pass through this filter box.

Now we come to see ancilla qubit 2, starting at state $|\tilde{0}\rangle$, and let it experience $CNOT$ gates controlled by qubits j and k , and R is defined in [15] as $R_y(\pm\pi/4)$, as shown within the dotted pentagon in Fig.(3). All those transformations happened inside the dotted pentagon are equivalent to a Toffoli gate except for some unimportant phases[15]: if both qubits j and k are in state $|1\rangle$, then the ancilla qubit 2 reverses to state $|\tilde{1}\rangle$, otherwise, it remains at state $|\tilde{0}\rangle$. After this nearly Toffoli transformation and projection Hamiltonian on ancilla qubit 2, if electrons in qubit j , k and ancilla qubit 2 are found on rows labeled by Y , they will be found to be entangled as $|\tilde{0}\rangle(|0\rangle|0\rangle + |1\rangle|0\rangle + |0\rangle|1\rangle)$. Thus if at ground state all electrons are found on rows immediately below both the dashed triangle and the dotted pentagon, and if ancilla qubit 1 is at $|\hat{1}\rangle$, and ancilla qubit 2 at $|\tilde{0}\rangle$, then the three qubits i , j , k will satisfy the clause:

$$|\hat{1}\rangle|\tilde{0}\rangle(|1\rangle|0\rangle|0\rangle + |0\rangle|1\rangle|0\rangle + |0\rangle|0\rangle|1\rangle). \quad (5)$$

In the circuit of Fig.(1), if there is at least one solution, and all electrons are simultaneously found in the final rows of all qubits, then the reading of the N -bit states satisfying all constraints. In order to make the right states pass through the filter box with large probability, we add projection Hamiltonians and boost Hamiltonians as shown in the lower part of Fig.(3). The projection Hamiltonians on final rows of two ancilla qubits limit and amplify them at the states we prefer: ancilla qubit 1 at $|\hat{1}\rangle$, and ancilla qubit 2 at $|\tilde{0}\rangle$. The boost Hamiltonians $h(B, \lambda)$ makes sure that there is large probability to find electron at the final row in Fig.(3).

If any qubit has to experience more clause, then the boost Hamiltonian should be replaced by $h(I)$, and a transfer box shown in Fig.(2) should be applied.

Concerning the energy gap, we can follow the algorithm described in [11]: after each control operation, insert transfer boxes for both control and target qubits so that their quantum states are transferred to new qubits with large probability. It is noted that in the dotted pentagon no transfer box should be inserted because the ancilla qubit 2 experiences $R_y(\pm\pi/4)$. Thus there will be 7 transfer boxes inserted in the filter box of Fig.(3) because the two ancilla qubits doesn't need transfer box after experiencing their last control operations. If λ 's in all boost Hamiltonians and projection Hamiltonians are

the same, the parameter $1/x$ on each qubit can be calculated. We find that the minimum $1/x$ happens on the middle qubit of transfer box on qubit k and j in Fig.(3):

$$1/x = 1/\lambda^4 \quad (6)$$

with a λ from the left qubit and λ^3 from the right side qubit because that qubit will get its downstream rows amplified by λ^3 through the dotted pentagon where no transfer box should be used.

For one clause, or a filter box, it takes 7 transfer boxes to implement it, and needs totally 12 projection Hamiltonians $h(|\gamma\rangle, \lambda)$. The number of clause for a NP hard 3-bit Exact Cover problem is about the same order as the number of bits N [12], say FN with F being $O(1)$, and after experiencing all filter boxes, all N qubits will end with boost Hamiltonian $H(B, \lambda)$, thus there are totally $12FN$ projection or boost Hamiltonians. Probability of finding all electrons, including ancilla qubits and qubits in transfer boxes, at the final rows is approximately

$$P \approx (1 - C/\lambda^2)^{12FN}, \quad (7)$$

where C is a constant of order 1 due to the short length of each qubit.

In order to make the probability independent of number of bits N , we need to make $\lambda^2 = DN$, where D is a constant number. Then as N becomes very large, we obtain

$$P \approx (1 - C/(DN))^{12FN} \approx e^{-12FC/D}, \quad (8)$$

and energy gap

$$\Delta \propto \epsilon/x^2 \approx \epsilon/(D^4N^4), \quad (9)$$

from which one can estimate time needed to finish a calculation depending on the way to realize the ground state quantum computer.

With the circuit described above, we may have the quantum computer in its ground state by cooling or by some other methods. For example, we can realize our algorithm by adiabatic approach: first we set $\lambda = 1$ for boost Hamiltonian $H(B, \lambda)$ on final rows of all qubits, and insert a boost Hamiltonian

$$h'(B, \lambda') = \epsilon \left[\frac{1}{\lambda'^2} C_1^\dagger C_1 + C_2^\dagger C_2 - \frac{1}{\lambda'} (C_1^\dagger C_2 + h.c.) \right],$$

between the first row and the second row of all qubits so that the wavefunction amplitude of the first row is

boosted as $\lambda' \gg 1$. Now in the ground state the electrons concentrate at the first rows as $1/\lambda' \rightarrow 0$, thus the ground state is easy to be prepared, and energy gap $\Delta = \epsilon/n^2$. The next step is turning the quantity $1/\lambda'$ to 1 adiabatically, during which the energy gap remains at ϵ/n^2 and the ground state wavefunction spread to other rows from the first row. The third step is turning $1/\lambda$ from 1 to $1/\sqrt{DN}$ adiabatically. In this process, there is no degenerated states, and the energy gap decreases monotonically from ϵ/n^2 to what we obtained above: ϵ/D^4N^4 , which is the minimum energy gap in this adiabatic process. In the case there is no solution, there will be zero probability to find electron at the final rows in ancilla qubit 1 or 2 in some filterboxes.

There is still a situation that might hurt our algorithm: after adding one more clause, if the number of satisfying instances drops dramatically, then in Fig.(3) only very small part of the ground state wavefunction on ancilla qubit 1 or 2 can pass through the corresponding projection Hamiltonian $h(P, |0\rangle)$ or $h(P, |1\rangle)$, just like in Eq.(3), thus very large value of λ at the boost Hamiltonian in qubit i or k is needed to make sure electron stay on final row with large enough probability, and the energy gap is suppressed. Does this happen to NP-complete problems? In [17, 18] the NP-complete problem's solution distribution is obtained, and it was found that there is no dramatic decrease of solution number as number of constraints per bit increases from zero through dynamic threshold γ_d up to the static threshold γ_s , which means that α in Eq.(3) is always an appreciable number, not exponentially small. Between γ_d and γ_s , the solution space breaks into disjoint clusters[17, 18], and it requires large fluctuation for classical algorithm to proceed, and might contribute to the exponential complexity. It is clear in our algorithm that this cluster structure doesn't matter.

In conclusion, we have demonstrated that a ground state quantum computer can solve a general SAT problem. A specific example, the 3-bit Exact Cover problem, is given. We proved that an arbitrary 3-bit Exact Cover problem can be solved in polynomial time by the quantum algorithm described here, thus have proved that all NP-complete problems, no matter what size they are, can be solved in polynomial time by quantum algorithm.

This work was supported in part by the NSF under grant # 0121428 and by ARDA and DOD under the DURINT grant # F49620-01-1-0439.

-
- [1] P. Shor, in *Proceedings of the 35th Annual Symposium on the Foundations of Computer Science, Los Alamitos, California, 1994*, edited by Goldwasser (IEEE Computer Society Press, New York, 1994), p. 124.
[2] L.K. Grover, Phys. Rev. Lett. **79**, 325(1997).

- [3] M.R. Garey and D.S. Johnson, *Computers and Intractability: A Guide to the Theory of NP-Completeness* (Freeman, San Francisco, 1979).
[4] D.S. Johnson, C.H. Papadimitriou, in *The Traveling Salesman Problem*, E.L. Lawler, J.K. Lenstra, A.H.G.

- Rinnooykan, D.B. Shmays, Eds. (Wiley, New York, 1985), p. 37.
- [5] E. Farhi, J. Goldstone, S. Gutmann, M. Sipser, quant-ph/0001106.
 - [6] E. Farhi, J. Goldstone, S. Gutmann, J. Lapan, A. Lundgren, D. Preda, *Science*, **292**, 472(2001).
 - [7] T. Hogg, *Phys Rev A*, **67**, 022314 (2003).
 - [8] A. Mizel, M.W. Mitchell and M.L. Cohen, *Phys. Rev. A*, **63**, 040302(2001).
 - [9] A. Mizel, M.W. Mitchell and M.L. Cohen, *Phys. Rev. A*, **65**, 022315(2002).
 - [10] A. Mizel, *Phys Rev A*, **70**, 012304(2004).
 - [11] W. Mao, quant-ph/0411025.
 - [12] S. Kirkpatrick and B. Selman, *Science*, **264**, 1297(1994).
 - [13] G. Semerjian and R. Monasson, *Phys. Rev. E* **67**, 066103(2003).
 - [14] D.G. Mitchell, B. Selman, H.J. Levesque, in *Proceedings of the 10th National Conference on Artificial Intelligence* (American Association for Artificial Intelligence, Menlo Park, CA, 1992), p. 459.
 - [15] A. Barenco, et.al., *Phys. Rev. A* **52**, 3457(1995).
 - [16] J. Roland and N.J. Cerf, *Phys. Rev. A* **65**, 042308(2002).
 - [17] G. Biroli, R. Monasson and M. Weigt, *Eur. Phys. J. B* **14**, 551(2000).
 - [18] S. Cocco, O. Dubois, J. Mandler and R. Monasson, *Phys. Rev. Lett.* **90**, 047205(2003).