

Qubit-Qutrit Separability Probabilities

Paul B. Slater*

ISBER, University of California,

Santa Barbara, CA 93106

(Dated: February 9, 2020)

Abstract

Paralleling our recent computationally-intensive (quasi-Monte Carlo) work for the case $N = 4$ (quant-ph/0308037), we undertake the task for $N = 6$ of computing to high numerical accuracy, the formulas of Sommers and Życzkowski (quant-ph/0304041) for the $(N^2 - 1)$ -dimensional volume and $(N^2 - 2)$ -dimensional hyperarea of the (separable and nonseparable) $N \times N$ density matrices, based on the Bures (minimal monotone) metric — and also their analogous formulas (quant-ph/0302197) for the (non-monotone) Hilbert-Schmidt metric. With the same five *billion* well-distributed (“low-discrepancy”) sample points, we estimate the *unknown* volumes and hyperareas based on five additional (monotone) metrics of interest, including the Kubo-Mori and Wigner-Yanase. Further, we estimate all of these seven volume and seven hyperarea (unknown) quantities when restricted to the *separable* density matrices. The ratios of separable volumes (hyperareas) to separable *plus* nonseparable volumes (hyperareas) yield estimates of the *separability probabilities* of generically rank-six (rank-five) density matrices. The (rank-six) separability probabilities obtained based on the 35-dimensional volumes appear to be — *independently* of the metric (each of the seven inducing Haar measure) employed — *twice* as large as those (rank-five ones) based on the 34-dimensional hyperareas. Accepting such a relationship, we fit *exact* formulas to the estimates of the Bures and Hilbert-Schmidt *separable* volumes and hyperareas.

PACS numbers: Valid PACS 03.65.Ud, 03.67.-a, 02.60.Jh, 02.40.Ky, 02.40.Re

*Electronic address: slater@kitp.ucsb.edu

I. INTRODUCTION

In a recent highly comprehensive analysis [1] (cf. [2]), Sommers and Życzkowski obtained “a fairly general expression for the Bures volume of the submanifold of the states of rank $N - n$ of the set of complex ($\beta = 2$) or real ($\beta = 1$) $N \times N$ density matrices

$$S_{N,n}^{(\beta, \text{Bures})} = 2^{-d_n} \frac{\pi^{(d_n+1)/2}}{\Gamma((d_n+1)/2)} \prod_{j=1}^{N-n} \frac{\Gamma(j\beta/2)\Gamma[1+(2n+j-1)\beta/2]}{\Gamma[(n+j)\beta/2]\Gamma[1+(n+j-1)\beta/2]}, \quad (1)$$

where $d_n = (N - n)[1 + (N + n - 1)\beta/2] - 1$ represents the dimensionality of the manifold ... for $n = 0$ the last factor simply equals unity and (1) gives the Bures volume of the entire space of density matrices, equal to that of a d_0 -dimensional hyper-hemisphere with radius $1/2$. In the case $n = 1$ we obtain the volume of the surface of this set, while for $n = N - 1$ we get the volume of the set of pure states ... which for $\beta = 1(2)$ gives correctly the volume of the real (complex) projective space of dimensions $N - 1$ ” [1]. The Bures metric on various spaces of density matrices (ρ) has been widely studied [3, 4, 5, 6]. In a broader context, it serves as the *minimal* monotone metric [7].

In Part II of the influential paper [8, 9], “Volume of the set of mixed entangled states”, Życzkowski put forth a certain proposition. It was that “the link between the purity of the mixed states and the probability of entanglement is not sensitive to the measure [on the space of $N \times N$ density matrices] used”. His assertion was based on comparisons between a unitary product measure and an orthogonal product measure for the (qubit-qubit) case $N = 4$ [9, Fig. 2b]. The *participation ratio* — $1/\text{Tr}(\rho^2)$ — was used as the measure of purity.

In this study, we present (sec. II C) numerical evidence — limited to the specific (qubit-qutrit) case $N = 6$ — for a somewhat related proposition (which appears to be possibly topological in nature [10]). It is that a certain “ratio of ratios”

$$\Omega^{\text{metric}} \equiv \frac{R_{\text{sep}+\text{nonsep}}^{\text{metric}}}{R_{\text{sep}}^{\text{metric}}} \quad (2)$$

is equal to 2, *independently* of the measure used — where the possible measures (including the just-discussed Bures) is comprised of *volume elements* (all incorporating *Haar* measure as a factor) of certain *metrics* defined on the $N \times N$ density matrices. Here by

$$R_{\text{sep}+\text{nonsep}}^{\text{metric}} \equiv \frac{S_{N,1}^{(2,\text{metric})}}{S_{N,0}^{(2,\text{metric})}}, \quad (3)$$

is indicated the ratio of the hyperarea of the $(N^2 - 2)$ -dimensional boundary of the $(N^2 - 1)$ -dimensional convex set (C_N) of $N \times N$ density matrices to the total volume of C_N . Further,

$$R_{sep}^{metric} \equiv \frac{\Sigma_{N,1}^{(2,metric)}}{\Sigma_{N,0}^{(2,metric)}} \quad (4)$$

is the same type of hyperarea-volume ratio, but now restricted to the (classical/non-quantum) subset of C_N composed of the *separable* states [11] (which we designate using Σ rather than S). A simple algebraic rearrangement of quotients then reveals that Ω^{metric} (2) is also interpretable as the ratio

$$\Omega^{metric} \equiv \frac{P^{[metric,rank-N]}}{P^{[metric,rank-(N-1)]}} \quad (5)$$

of the *separability probability* of the totality of (generically rank- N) states in C_N

$$P^{[metric,rank-N]} \equiv \frac{\Sigma_{N,0}^{(2,metric)}}{S_{N,0}^{(2,metric)}} \quad (6)$$

to the separability probability

$$P^{[metric,rank-(N-1)]} \equiv \frac{\Sigma_{N,1}^{(2,metric)}}{S_{N,1}^{(2,metric)}} \quad (7)$$

of the (generically rank- $(N - 1)$) states that lie on the boundary of C_N .

Let us apply the Życzkowski-Sommers Bures formula (1) to the two cases that will be of specific interest in this study, $N = 6$, $n = 0$, $\beta = 2$ and $N = 6$, $n = 1$, $\beta = 2$ — that is, the Bures 35-dimensional volume and 34-dimensional hyperarea of the *complex* 6×6 density matrices. (It would, of course, also be of interest to study the *real* case, $\beta = 1$, though we have not undertaken any work in that direction.) We then have that

$$S_{6,0}^{(2,Bures)} = \frac{\pi^{18}}{12221326970165372387328000} \approx 7.27075 \cdot 10^{-17} \quad (8)$$

and

$$S_{6,1}^{(2,Bures)} = \frac{\pi^{17}}{138339065763438059520000} \approx 2.04457 \cdot 10^{-15}. \quad (9)$$

Here, we are able (somewhat paralleling our recent work for the qubit-qubit case $N = 4$ [12], but in a rather more systematic manner *ab initio* than there), through advanced numerical (quasi-Monte Carlo/quasi-random) methods, to reproduce both of these values (8), (9), to a considerable accuracy. At the same time, we compute numerical values — it would seem

reasonable to presume, at least initially, with roughly the same level of accuracy — of these two quantities, but for the replacement of the Bures metric by five other *monotone* metrics of interest. These are the Kubo-Mori [13, 14, 15, 16], (arithmetic) average [12], Wigner-Yanase [17, 18, 19, 20], Grosse-Krattenthaler-Slater (GKS) [21] (or “quasi-Bures” [22]) and (geometric) average monotone metrics — the two “averages” being formed from the minimal (Bures) and *maximal* (Yuen-Lax [23]) monotone metrics, following the suggested procedure in [24, eq. (20)]. No proven formulas, such as (1), are presently available for these other various quantities, although our research in [12] had suggested that the Kubo-Mori volume of the $N \times N$ density matrices is expressible as

$$S_{N,0}^{(2,KM)} = 2^{N(N-1)/2} S_{N,0}^{(2,Bures)}, \quad (10)$$

which for our case of $N = 6$ would give

$$S_{6,0}^{(2,KM)} = 32768 S_{6,0}^{(2,Bures)}. \quad (11)$$

In light of the considerable attention recently devoted to the [Riemannian, but *non-monotone*] Hilbert-Schmidt metric [2, 25, 26], including the availability of exact volume and hypersurface formulas [26], we include it in our analyses too. Further, we estimate for all these seven (six monotone and one non-monotone) metrics the (unknown) 35-dimensional volumes and 34-dimensional hyperareas restricted to the *separable* 2×3 and 3×2 systems. Then, we can, obviously, by taking ratios of separable quantities to their separable *plus* nonseparable counterparts obtain “probabilities of separability” — a topic which was first investigated in [8], and studied further, using the Bures metric, in [12, 27, 28, 29].

We will employ the convenient Peres-Horodecki necessary *and* sufficient positive partial transposition criterion for separability [30, 31] — asserting that a 4×4 or 6×6 density matrix is separable if and only if all the eigenvalues of its partial transpose are nonnegative. (In the 4×4 [qubit-qubit] case, it simply suffices to test the determinant of the partial transpose for nonnegativity.) But in the 6×6 case, we have the qualitative difference that partial transposes can be determined in *two* inequivalent ways, either by transposing in place, in the natural blockwise manner, the *nine* 2×2 submatrices or the *four* 3×3 submatrices. We will throughout this study — as in [29] — at the expense of added computation, analyze results using *both* forms of partial transpose. It is our anticipation — although yet without a formal demonstration — that in the limit of large sample size, the two sets of (separable volume and separable hyperarea) results of interest here will converge to true *common* values.

Our main analysis takes the form of a quasi-Monte Carlo (Tezuka-Faure [32, 33]) numerical integration over the 35-dimensional hypercube $([0, 1]^{35})$ and a 34-dimensional subhypercube of it. In doing so, we implement a parameterization of the 6×6 density matrices in terms of *thirty* Euler angles (parameterizing 6×6 unitary matrices) and *five* hyperspherical angles (parameterizing the *six* eigenvalues — constrained to sum to 1) [34, 35]. We hold a single one of the five hyperspherical angles fixed in the 34-dimensional analysis, so that one of the six eigenvalues is always zero — and the density matrix is generically of rank five. The parameters are linearly transformed so that they each lie in the unit interval $[0, 1]$ and, thus, collectively in the unit hypercube. The computations consumed approximately four months using six PowerMacs in parallel, each generating a different segment of the Tezuka-Faure sequence.

We have previously pursued a similar numerical analysis in investigating the separable and nonseparable volumes and hyperareas of the 4×4 density matrices [12]. Highly accurate results (as gauged in terms of *known* Bures quantities [1]) — based on two *billion* points of a Tezuka-Faure (“low discrepancy”) sequence lying in the 15-dimensional hypercube — led us to advance several strikingly simple conjectures. For example, it was indicated that the Kubo-Mori volume of separable and nonseparable states was exactly $64 = 2^6$ times the known Bures volume. (The exponent 6 is expressible — in terms of our general conjecture (10), relating the Bures and Kubo-Mori volumes — as $N(N - 1)/2$, with $N = 4$.) Most prominently, though, it was conjectured that the statistical distinguishability (SD) volume of separable states is $\frac{\sigma_{Ag}}{3}$ and $10\sigma_{Ag}$ in terms of (four times) the Kubo-Mori metric. Here, $\sigma_{Ag} = \sqrt{2} - 1 \approx 0.414214$ is the “silver mean” [36, 37, 38, 39]. The SD metric is identically four times the Bures metric [40]. (Consequently, the SD 15-dimensional volume of the 4×4 complex density matrices is 2^{15} times that of the Bures volume — given by formula (1) for $N = 4, n = 0, \beta = 2$ — thus equaling the volume of a 15-dimensional hyper-hemisphere with radius 1, rather than $\frac{1}{2}$ as in the Bures case itself [1].)

Unfortunately, there appears to be little in the way of indications in the literature, as to how one might *formally* prove or disprove these conjectures — “brute force” *symbolic* integration seeming to be well beyond present technical/conceptual capabilities. (Certainly, Sommers and Życzkowski [1] did not directly employ symbolic integration methodologies in deriving the Bures volume, hyperarea...for N -level [separable *and* nonseparable] systems, but rather, principally, used concepts of random matrix theory.) One approach we have

considered in this regard [41] is to parameterize the 15-dimensional convex set of bipartite qubit states in terms of the weights used in the expansion of the state in some basis of sixteen extreme separable 4×4 density matrices (cf. [42]). For a certain basis composed of $SU(4)$ generators [43, 44, 45], the associated 15×15 Bures metric tensor [5] is *diagonal* in form (having all entries equal) at the fully mixed state [41, sec. II.F]. (Also, we have speculated that perhaps there is some way of “bypassing” the formidable computation of the Bures metric tensor, and yet being able to arrive at the required volume element.) Perhaps, though, at least in the Bures/*minimal* monotone case, a proof might be based on the concept of “minimal volume” [46, 47, 48].

The monotone metrics (of which we study five, in addition to the Bures) can all be expressed in the general form

$$g_\rho(X', X) = \frac{1}{4} \sum_{\alpha, \beta} |\langle \alpha | X | \beta \rangle|^2 c_{\text{monotone}}(\lambda_\alpha, \lambda_\beta) \quad (12)$$

(cf. [3, 4]). Here X, X' lie in the tangent space of all Hermitian $N \times N$ density matrices ρ and $|\alpha\rangle, \alpha = 1, 2, \dots$ are the eigenvectors of ρ with eigenvalues λ_α . Now, $c_{\text{monotone}}(\lambda_\alpha, \lambda_\beta)$ represents the specific *Morozova-Chentsov* function for the monotone metric in question [24]. This function takes the form for: (1) the Bures metric,

$$c_{\text{Bures}}(\lambda_\alpha, \lambda_\beta) = \frac{2}{\lambda_\alpha + \lambda_\beta}; \quad (13)$$

(2) the Kubo-Mori metric (which, up to a scale factor, is the unique monotone Riemannian metric with respect to which the *exponential* and *mixture* connections are dual [16]),

$$c_{KM}(\lambda_\alpha, \lambda_\beta) = \frac{\log \lambda_\alpha - \log \lambda_\beta}{\lambda_\alpha - \lambda_\beta}; \quad (14)$$

(3) the (arithmetic) average metric (first discussed in [12]),

$$c_{\text{arith}}(\lambda_\alpha, \lambda_\beta) = \frac{4(\lambda_\alpha + \lambda_\beta)}{\lambda_\alpha^2 + 6\lambda_\alpha\lambda_\beta + \lambda_\beta^2}; \quad (15)$$

(4) the Wigner-Yanase metric (which corresponds to a space of *constant curvature* [17]);

$$c_{WY}(\lambda_\alpha, \lambda_\beta) = \frac{4}{(\sqrt{\lambda_\alpha} + \sqrt{\lambda_\beta})^2}; \quad (16)$$

(5) the GKS/quasi-Bures metric (which yields the asymptotic redundancy for universal quantum data compression [21]);

$$c_{GKS}(\lambda_\alpha, \lambda_\beta) = \frac{\frac{\lambda_\alpha}{\lambda_\beta} \lambda_\alpha / (\lambda_\beta - \lambda_\alpha)}{\lambda_\beta} e; \quad (17)$$

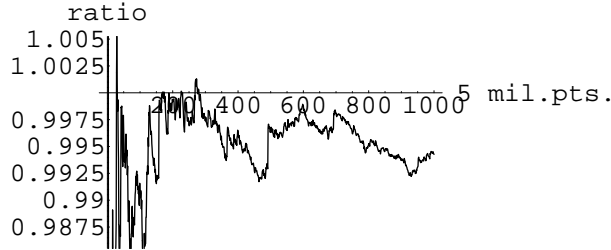


FIG. 1: Ratios of the cumulative estimates of the 35-dimensional volume $S_{6,0}^{(2,Bures)}$ to its *known* value (8). For each additional point shown — as in all the subsequent plots — *five million* values of the five-billion-point Tezuka-Faure sequence have been sampled.

and (6) the (geometric) average metric (apparently previously unanalyzed),

$$c_{geom}(\lambda_\alpha, \lambda_\beta) = \frac{1}{\sqrt{\lambda_\alpha \lambda_\beta}}. \quad (18)$$

(The results obtained below for the geometric average monotone metric seem, in retrospect, to be of little interest, other than indicating — that like the maximal monotone (Yuen-Lax) metric itself [12] — volumes and hyperareas appear to be simply *infinite* in magnitude.)

II. ANALYSES

A. Volumes and Hyperareas Based on Certain Monotone Metrics

Using the first 5 billion points of a Tezuka-Faure sequence (to which we are continuing to add in ongoing work), we obtained the results reported in Tables I-IX and Figs. 1-12. We followed the Bures formulas in [1, secs. III.C, III.D], substituting for (13) the Morozova-Chentsov functions given above (14)-(18) to obtain the non-Bures counterparts.

In Fig. 1 we show the ratios of the cumulative estimates of the 35-dimensional volume $S_{6,0}^{(2,Bures)}$ to its *known* value (8). Each successive point is based on five million more systematically sampled values in the 35-dimensional hypercube than the previous point in the computational sequence. In Fig. 2 we show the ratios of the cumulative estimates of the 34-dimensional hyperarea $S_{6,1}^{(2,Bures)}$ to its known value (9). Each successive point is based on five million more sampled values in the 34-dimensional hypercube than the previous point

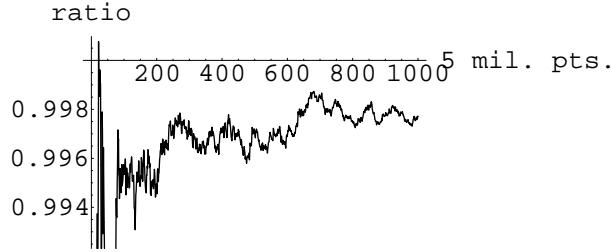


FIG. 2: Ratios of the cumulative estimates of the 34-dimensional hyperarea $S_{6,1}^{(2,Bures)}$ to its known value (9)

in the computational sequence. The single Tezuka-Faure sequence we employ for all our purposes, however, is specifically designed as a 35-dimensional one — of which we take an essentially arbitrary 34-dimensional *projection*. This is arguably a suboptimal strategy for generating well-distributed points in the 34-dimensional hypercube (cf. [49, sec. 7]), but it is certainly highly computationally convenient for us (since we avoid having to generate a totally new 34-dimensional sequence — which would, we believe, increase our computation time roughly 50 percent), and seems to perform rather well. (In fact, as discussed below, the *bias* of our estimates seems to be — contrary to expectations — markedly less for the known [Bures and Hilbert-Schmidt] 34-dimensional hyperareas than for the 35-dimensional volumes.)

We also present a joint plot (Fig. 3) of the two sets of cumulative estimates of the Bures volume of *separable* qubit-qutrit states based on *both* forms of partial transposition. The estimates obtained using the four blocks of 3×3 submatrices, in general, dominate those using nine blocks of 2×2 submatrices.

In Table I, we scale the estimates (which we denote using \tilde{S}) of the volumes and hyperareas by the *known* values (8), (9) of $S_{6,0}^{(2,Bures)}$ and $S_{6,1}^{(2,Bures)}$, while in Table II we scale these estimates by the *estimated* values ($7.22904 \cdot 10^{-17}$ and $2.03991 \cdot 10^{-15}$) of these two quantities. (We use *both* approaches because we are uncertain as to which may be more revealing as to possible exact formulas — an approach suggested by our work in [12].) The results for the geometric average monotone metric in Table I appear to be divergent. We might speculate that the middle four scaled hyperareas in the last column of Table I correspond to the actual

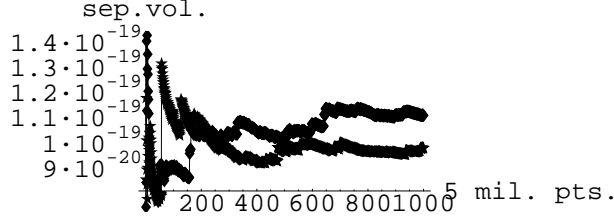


FIG. 3: A *pair* of cumulative estimates of the 35-dimensional Bures volume of *separable* qubit-qutrit states based on the *two* distinct forms of partial transposition

TABLE I: Scaled estimates based on the Tezuka-Faure sequence of 5 billion points of the 35-dimensional volumes and 34-dimensional hyperareas of the 6×6 density matrices, using several monotone metrics. The scaling factors are the *known* values of the volume and hyperarea for the Bures metric, given by (1), and more specifically for the cases: $N = 6$; $n = 0, 1$; and $\beta = 2$ by (8) and (9).

| metric | $\tilde{S}_{6,0}^{(2,metric)} / S_{6,0}^{(2,Bures)}$ | $\tilde{S}_{6,1}^{(2,metric)} / S_{6,1}^{(2,Bures)}$ |
|--------|--|--|
| Bures | 0.994263 | 0.997717 |
| KM | 31441.2 | 45.4284 |
| arith | 619.877 | 31.2612 |
| WY | 131.243 | 9.75962 |
| GKS | 12.3662 | 3.55533 |
| geom | $2.20627 \cdot 10^{42}$ | $4.70156 \cdot 10^{12}$ |

values $7 \cdot 13/2 = 45.5$, $2^2 \cdot 5^2/3 \approx 31.333$, $3 \cdot 13/4 = 9.75$ and $7/2 = 3.5$, and for the second column that we have $132 = 12 \cdot 11$ and 12, as actual values.

In Tables III and Tables IV, we report our estimates (scaled by the values obtained for the Bures metric) of the volumes and hyperareas of the 6×6 separable complex density matrices. Let us note, however, that to compute the hyperarea of the *complete* boundary of the separable states, one must also include those 6×6 density matrices of *full* rank, the partial transposes of which have a zero eigenvalue, with all other eigenvalues being

TABLE II: Scaled estimates based on the Tezuka-Faure sequence of 5 billion points of the 35-dimensional volumes and 34-dimensional hyperareas of the 6×6 density matrices, using several monotone metrics. The scaling factors are the *estimated* values ($\tilde{S}_{6,0}^{(2,Bures)} = 7.22904 \cdot 10^{-17}$ and $\tilde{S}_{6,1}^{(2,Bures)} = 2.03991 \cdot 10^{-15}$) of the volume and hyperarea for the Bures metric.

| metric | $\tilde{S}_{6,0}^{(2,metric)} / \tilde{S}_{6,0}^{(2,Bures)}$ | $\tilde{S}_{6,1}^{(2,metric)} / \tilde{S}_{6,1}^{(2,Bures)}$ |
|--------|--|--|
| KM | 31622.7 | 45.5324 |
| arith | 623.454 | 31.3327 |
| WY | 132.001 | 9.78196 |
| GKS | 12.4375 | 3.56347 |
| geom | $2.21901 \cdot 10^{42}$ | $4.71232 \cdot 10^{12}$ |

nonnegative [50]. (We do not compute this additional contribution here — as we undertook to do in our lower-dimensional analysis [12] — as it would slow quite considerably the overall process in which we are engaged, since high-degree polynomials would need to be solved at each iteration.)

In [12], we had been led to conjecture that that part of the 14-dimensional boundary of separable 4×4 density matrices consisting generically of rank-*four* density matrices had SD hyperarea $\frac{55\sigma_{Ag}}{39}$ and that part composed of rank-*three* density matrices, $\frac{43\sigma_{Ag}}{39}$, for a total 14-dimensional boundary SD hyperarea of $\frac{98\sigma_{Ag}}{39}$. We, then, sought to apply the “Levy-Gromov isoperimetric inequality” [51] to the relation between the known and estimated SD volumes and hyperareas of the separable and separable plus nonseparable states [12, sec. VII.C].

Restricting ourselves now to considering only the separable density matrices, for Table III we computed the partial transposes of the 6×6 density matrices by transposing in place the *four* 3×3 submatrices, while in Table IV we transposed in place the nine 2×2 submatrices.

In Table V, we only require the density matrix in question to pass *either* of the two tests, while in Table VI, we require it to pass *both* tests for separability. (Of the 5 billion points of the Tezuka-Faure 35-dimensional sequence so far generated, approximately 2.91 percent yielded density matrices passing the test for Table I, 2.84 percent for Table II, 4 percent for Table III and 1.75 percent for Table IV.)

In Table VII, we “pool” (average) the results for the separable volumes and hyperareas reported in Tables III and IV, based on the two distinct forms of partial transposition, to

TABLE III: Scaled estimates based on the Tezuka-Faure sequence of 5 billion points of the 35-dimensional volumes and 34-dimensional hyperareas of the *separable* 6×6 density matrices, using several monotone metrics. The scaling factors are the *estimated* values ($\tilde{\Sigma}_{6,0}^{(2,Bures)} = 1.09844 \cdot 10^{-19}$ and $\tilde{\Sigma}_{6,1}^{(2,Bures)} = 1.52759 \cdot 10^{-18}$) — the true values being unknown — of the separable volume and hyperarea for the Bures metric. To implement the Peres-Horodecki positive partial transposition criterion, we compute the partial transposes of the four 3×3 submatrices (blocks) of the density matrix.

| metric | Bures-scaled separable volume | Bures-scaled separable (rank-5) hyperarea |
|--------|-------------------------------|---|
| KM | 10124.2 | 9.44703 |
| arith | 226.776 | 10.5455 |
| WY | 56.9328 | 4.12137 |
| GKS | 8.06935 | 2.27956 |
| geom | $4.56974 \cdot 10^{32}$ | $4.84764 \cdot 10^8$ |

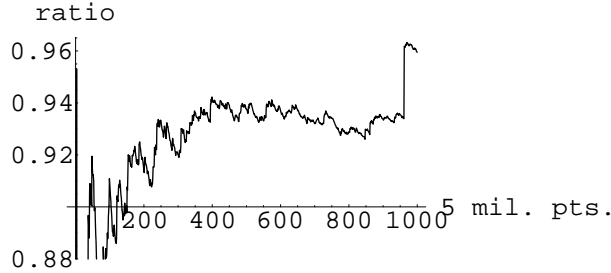


FIG. 4: Ratios of the cumulative estimates of the 35-dimensional volume $S_{6,0}^{(2,KM)}$ to its conjectured value of $32768S_{6,0}^{(2,Bures)}$

obtain possibly superior estimates of these quantities, which presumably are actually one and the same *independent* of the particular form of partial transposition.

In Fig. 4 we show the ratios of $\tilde{S}_{6,0}^{(2,KM)}$ to its conjectured value (11) of $32768S_{6,0}^{(2,Bures)}$.

TABLE IV: Scaled estimates based on the Tezuka-Faure sequence of 5 billion points of the 35-dimensional volumes and 34-dimensional hyperareas of the *separable* 6×6 density matrices, using several monotone metrics. The scaling factors are the *estimated* values ($\tilde{\Sigma}_{6,0}^{(2,Bures)} = 9.70078 \cdot 10^{-20}$ and $\tilde{\Sigma}_{6,1}^{(2,Bures)} = 1.37551 \cdot 10^{-18}$) — the true values being unknown — of the separable volume and hyperarea for the Bures metric. To implement the Peres-Horodecki positive partial transposition criterion, we compute the partial transposes of the *nine* 2×2 submatrices (blocks) of the density matrix.

| metric | Bures-scaled separable volume | Bures-scaled separable (rank-5) hyperarea |
|--------|-------------------------------|---|
| KM | 7665.41 | 8.81047 |
| arith | 228.761 | 10.1727 |
| WY | 58.8163 | 4.00527 |
| GKS | 8.09375 | 2.25149 |
| geom | $7.47935 \cdot 10^{35}$ | $4.2396 \cdot 10^8$ |

TABLE V: Scaled estimates based on the Tezuka-Faure sequence of 5 billion points of the 35-dimensional volumes and 34-dimensional hyperareas of the *separable* 6×6 density matrices, using several monotone metrics. The scaling factors are the *estimated* values ($2.03669 \cdot 10^{-19}$ and $2.87009 \cdot 10^{-18}$) — the true values being unknown — for the Bures metric. A density matrix is included here if it passes *either* form of the positive partial transposition test.

| metric | Bures-scaled separable volume | Bures-scaled separable (rank-5) hyperarea |
|--------|-------------------------------|---|
| KM | 9091.8 | 9.20404 |
| arith | 229.818 | 10.4257 |
| WY | 58.3106 | 4.08348 |
| GKS | 8.12008 | 2.27185 |
| geom | $3.56488 \cdot 10^{35}$ | $4.6103 \cdot 10^8$ |

B. Volumes and Hyperareas based on the Hilbert-Schmidt Metric

Along with the computations based on six distinct monotone metrics, reported above in sec. II A, we have at the same time carried out fully parallel analyses of the (Riemannian, but non-monotone) Hilbert-Schmidt metric [52]. These have only been conducted *after* an earlier

TABLE VI: Scaled estimates based on the Tezuka-Faure sequence of 5 billion points of the 35-dimensional volumes and 34-dimensional hyperareas of the *separable* 6×6 density matrices, using several monotone metrics. The scaling factors are the *estimated* values ($3.1827 \cdot 10^{-21}$ and $5.50197 \cdot 10^{-32}$) — the true values being unknown — for the Bures metric. A density matrix is included here *only* if it passes *both* forms of the positive partial transposition test.

| metric | Bures-scaled separable volume | Bures-scaled separable (rank-5) hyperarea |
|--------|-------------------------------|---|
| KM | 1247.96 | 4.04916 |
| arith | 92.6237 | 5.42971 |
| WY | 26.1736 | 2.57799 |
| GKS | 5.56692 | 1.78017 |
| geom | $5.35184 \cdot 10^{27}$ | $1.46913 \cdot 10^7$ |

TABLE VII: Scaled estimates obtained by pooling the results from Tables III and IV — based on the two forms of partial transposition — for the separable volumes and hyperareas. The Bures scaling factors (pooled volume and hyperarea) are $\tilde{\Sigma}_{6,0}^{(2,Bures)} = 1.03426 \cdot 10^{-19}$ and $\tilde{\Sigma}_{6,1}^{(2,Bures)} = 1.45155 \cdot 10^{-18}$.

| metric | Bures-scaled separable volume | Bures-scaled separable (rank-5) hyperarea |
|--------|-------------------------------|---|
| KM | 8971.11 | 9.14542 |
| arith | 227.707 | 10.3689 |
| WY | 57.8161 | 4.06636 |
| GKS | 8.08079 | 2.26626 |
| geom | $3.51003 \cdot 10^{35}$ | $4.55955 \cdot 10^8$ |

less-extensive form of this analysis [53], reporting initial numerical estimates for the same six monotone metrics based on 600 million points of a Tezuka-Faure sequence, was posted. At that stage of our research, we had — with certainly some regrets — decided to *fully* redo the computations reported there. This was done to avoid a (somewhat inadvertent) programming limitation (which seemed of minor importance at the time) — a consequence essentially only of our, in time, having understood how to greatly speed up the computations — of not being able to sample *more* than two billion Tezuka-Faure points. This fresh

beginning (incorporating a much larger limitation, of which we here take advantage) allowed us then, as well, to additionally fully include the Hilbert-Schmidt metric. (It is somewhat unfortunate, however, at this point, that we had not conducted analyses based on the HS metric for the $N = 4$ qubit-qubit case, having restricted our earlier attention to monotone metrics only [12] [cf. sec. II C 1].)

Prior to Sommers and Życzkowski reporting their exact formula (1) for the Bures volume of the submanifold of the states of rank $N - n$ of the set of complex ($\beta = 2$) or real ($\beta = 1$) $N \times N$ density matrices, they had obtained fully analogous formulas for the Hilbert-Schmidt metric, which for the specific volume ($n = 0$) case gives [26, eq. (4.5)],

$$S_{N,0}^{(2,HS)} = \sqrt{N}(2\pi)^{N(N-1)/2} \frac{\Gamma(1) \dots \Gamma(N)}{\Gamma(N^2)} \quad (19)$$

and hyperarea ($n = 1$) case [26, eq. (5.2)] gives,

$$S_{N,1}^{(2,HS)} = \sqrt{N-1}(2\pi)^{N(N-1)/2} \frac{\Gamma(1) \dots \Gamma(N+1)}{\Gamma(N)\Gamma(N^2-1)}. \quad (20)$$

For the (qubit-qutrit) case $N = 6$ under study in this paper, these give us, for the 35-dimensional HS volume,

$$S_{6,0}^{(2,HS)} = \frac{\pi^{15}}{1520749664069126407256340000000 \sqrt{6}} \approx 7.69334 \cdot 10^{-24} \quad (21)$$

and for the 34-dimensional HS hyperarea

$$S_{6,1}^{(2,HS)} = \frac{\pi^{15}}{8689998080395008041464800000 \sqrt{5}} \approx 1.47483 \cdot 10^{-21}. \quad (22)$$

So, as above, using the Bures metric, we can further gauge the accuracy of the Tezuka-Faure numerical integration in terms of these *known* volumes and hyperareas. (This somewhat alleviates the shortcoming of the Tezuka-Faure procedure in not lending itself to statistical testing in any straightforward manner.)

The estimated probability of separability is *greater* for the HS-metric than for any monotone one. (The minimal monotone or Bures metric appears to give the greatest probability in the nondenumerable class of monotone metrics. Also, the *maximal* monotone metric seems to give a *zero* probability [12].) Therefore, one might surmise that the much-discussed estimates of the sizes of the separable neighborhoods [54, 55, 56] — which usually appear to be based on the HS or Frobenius metric — surrounding the fully mixed state are on the rather generous side (cf. [57]), relatively speaking.

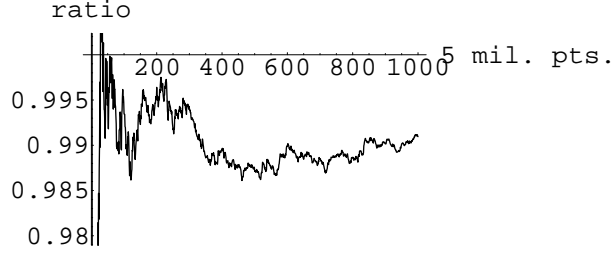


FIG. 5: Ratios of the cumulative estimates of the 35-dimensional volume $S_{6,0}^{(2,HS)}$ to its *known* value (21)

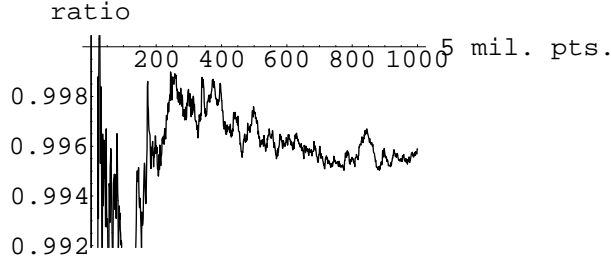


FIG. 6: Ratios of the cumulative estimates of the 34-dimensional hyperarea $S_{6,1}^{(2,HS)}$ to its *known* value (22)

In Fig. 5 we show — paralleling Fig. 1 — the ratios of our cumulative estimates of $S_{6,0}^{(2,HS)}$ to its known value (21). In Fig. 6 we show — paralleling Fig. 2 — the ratios of the cumulative estimates of $S_{6,1}^{(2,HS)}$ to its known value (22).

A plot (Fig. 7) of the cumulative estimates of the Hilbert-Schmidt volume of separable qubit-qutrit states (averaged over the two forms of partial transposition) is also presented.

In their two studies [1, 26], deriving exact formulas for the Bures and Hilbert-Schmidt volumes and hyperareas of the $N \times N$ density matrices, Sommers and Życzkowski also explicitly derived expressions for the *ratios* of $(N^2 - 2)$ -dimensional hyperareas to $(N^2 - 1)$ -dimensional volumes. These were [1, eq. (4.20)]

$$\gamma_{Bures,N} = \frac{S_{N,1}^{(2,Bures)}}{S_{N,0}^{(2,Bures)}} = \frac{2}{\sqrt{\pi}} \frac{\Gamma(N^2/2)}{\Gamma(N^2/2 - 1/2)} N \quad (23)$$

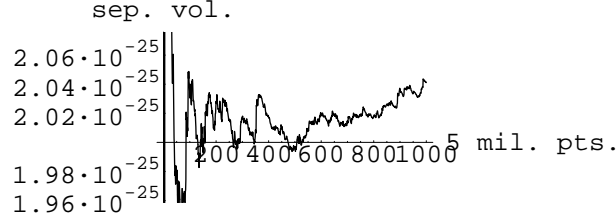


FIG. 7: Cumulative estimates of the 35-dimensional Hilbert-Schmidt volume of *separable* qubit-qutrit states (averaged over the two possible forms of partial transposition)

and [26, eq. (6.5)]

$$\gamma_{HS,N} = \frac{S_{N,1}^{(2,HS)}}{S_{N,0}^{(2,HS)}} = \sqrt{N(N-1)}(N^2-1). \quad (24)$$

In the $N = 6$ Bures case, this ratio (equivalently what we have earlier denoted $R_{sep+nonsep}^{Bures}$) is

$$\gamma_{Bures,6} \equiv \frac{S_{6,1}^{(2,Bures)}}{S_{6,0}^{(2,Bures)}} = \frac{2^{34}}{3^2 \cdot 5 \cdot 11 \cdot 19 \cdot 23 \cdot 29 \cdot 31\pi} = \frac{17179869184}{194467185\pi} \approx 28.1205, \quad (25)$$

and in the Hilbert-Schmidt case (equivalently $R_{sep+nonsep}^{HS}$),

$$\gamma_{HS,6} \equiv \frac{S_{6,1}^{(2,HS)}}{S_{6,0}^{(2,HS)}} = 35\sqrt{30} \approx 191.703. \quad (26)$$

(The Bures ratio grows proportionally with the dimensionality ($D = N^2 - 1$) of the $N \times N$ density matrices as D (for large N) [1, sec. IV.C], and as $D^{3/2}$ for the Hilbert-Schmidt ratio [26, sec. VI].) Our sample estimates for these two quantities are 28.2182 and 192.658, respectively. In Table VIII, we report these estimates, as well as the sample estimates for the other five metrics under study here. We also list the two known values and also give the corresponding ratios of hyperarea to volume for a 35-dimensional *Euclidean* ball having: (1) the same volume as for the metric in question; and (2) the same hyperarea. *Only* for the (flat) HS-metric are these last two ratios *less* than unity (cf. [26, sec. VI]).

TABLE VIII: Sample estimates of the ratio ($R_{sep+nonsep}^{metric} = S_{6,1}^{(2,metric)}/S_{6,0}^{(2,metric)}$) of the 34-dimensional hyperarea to the 35-dimensional volume for the seven metrics under study, and the corresponding ratios for a 35-dimensional *Euclidean* ball having: (1) the same volume as for the metric; and (2) the same hyperarea

| metric | known ratio | sample ratio ($R_{sep+nonsep}^{metric}$) | isovolumetric ratio | isohyperarea ratio |
|--------|-------------|--|-------------------------|-------------------------|
| Bures | 28.1205 | 28.2182 | 2.34256 | 2.40195 |
| KM | — | 0.0406305 | 1210.03 | 1490.97 |
| arith | — | 1.41815 | 38.7834 | 43.1888 |
| WY | — | 2.09112 | 27.495 | 30.3099 |
| GKS | — | 8.08479 | 7.60806 | 8.07595 |
| geom | — | $5.99247 \cdot 10^{-29}$ | $6.80388 \cdot 10^{28}$ | $4.79453 \cdot 10^{29}$ |
| HS | 191.703 | 192.658 | 0.542969 | 0.533304 |

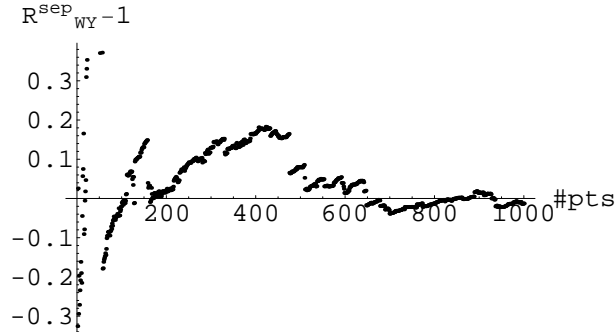


FIG. 8: Deviations of the cumulative estimates of R_{WY}^{sep} from 1.

C. Ratios of Separability Probabilities

In Table IX we list for the seven metrics the estimated ratios, which we denote R_{sep}^{metric} , of the hyperarea (consisting of only the rank-five but not the rank-six 6×6 density matrices constituting the boundary of the *separable* density matrices [50]) to the volume of all the separable states themselves. We see that R_{WY}^{sep} is quite close to 1. (The Wigner-Yanase metric is one of constant curvature [17].) In Fig. 8 we show the deviations of the cumulative estimates of R_{WY}^{sep} from 1. In the last column of Table IX there are given the ratios of ratios $\Omega^{metric} \equiv R_{sep+nonsep}^{metric}/R_{sep}^{metric}$. (The exceptional [geometric average] case might possibly

TABLE IX: Sample estimates of the ratio (R_{sep}^{metric}) of the 34-dimensional hyperarea consisting only of rank-five 6×6 *separable* density matrices to the 35-dimensional separable volume for the seven metrics under study. In the last column there are given the ratios of ratios (Ω^{metric}) of the middle (third) column of Table VIII to these values

| metric | R_{sep}^{metric} | $\Omega^{metric} \equiv R_{sep+nonsep}^{metric}/R_{sep}^{metric} = P^{[metric,6]}/P^{[metric,5]}$ |
|--------|--------------------------|---|
| Bures | 14.0347 | 2.01061 |
| KM | 0.0143074 | 2.83982 |
| arith | 0.639083 | 2.21904 |
| WY | 0.987097 | 2.11846 |
| GKS | 3.93604 | 2.05404 |
| geom | $1.82311 \cdot 10^{-26}$ | 0.00328694 |
| HS | 94.9883 | 2.02822 |

simply be dismissed for serious consideration on the basis of numerical instabilities, with the associated volumes for this metric appearing to be actually *infinite* in nature. Also, as we will see below, Ω^{KM} is subject to particular severe jumps, perhaps decreasing the reliability of the estimates. The other five are rather close to 2.) This ratio-of-ratios can be easily be rewritten — as explicated in the Introduction — to take the form of a ratio of separability probabilities. That is, Ω^{metric} is equivalently the ratio of the probability of separability ($P^{[(metric,6)]}$) for all qubit-qutrit states to the conditional probability of separability ($P^{[metric,5]}$) for those states on the (rank-five) boundary of the 35-dimensional convex set.

An interesting conjecture now would be that this ratio (Ω^{metric}) is equal to the integral value 2, *independently* of the (monotone or HS) metric used to measure the volumes and hyperareas. If, in fact, valid, then there is presumably a *topological* explanation [10] for this. (The thought [which we have since rejected] had occurred to us, in passing, that this phenomenon might be in some way an *artifact* of our particular experimental design, in that we employ, as previously discussed, only for simple computational convenience, a 34-dimensional subsequence of the 35-dimensional Tezuka-Faure sequence — rather than an *ab initio* independent 34-dimensional Tezuka-Faure sequence for the calculation of the hyperareas.)

We must observe, however, that all the seven metrics specifically studied here induce the

same (Haar) measure over 30 of the 35 variables — that is, the 30 Euler angles parameterizing the unitary matrices [34, 35] — but not over the 5 independent eigenvalues of the 6×6 density matrix. Therefore, it is certainly valid to point out that we have not considered *all* types of possible metrics over the 35-dimensional space, but have restricted attention only to certain of those that are *not* inconsistent with quantum mechanical principles. (S. Stolz has pointed out, in a personal communication that, in general, one can modify a metric in the interior away from the boundary, without affecting the metric on the boundary, thus changing $R_{sep+nonsep}^{metric}$ without changing R_{sep}^{metric} , but obviously then also altering the ratio of ratios Ω^{metric} . But presumably such a modification would lead, in our context, to the volume element of the so-modified metric *not* respecting Haar measure [cf. [58, App. A]].)

The *topology* of the $(N^2 - 1)$ -dimensional convex set of $N \times N$ density matrices has been laid out by Życzkowski and Słomczyński [59, sec. 2.1]. The topological structure is expressible as

$$[U(N)/T^N] \times G_N, \quad (27)$$

where the group of unitary matrices of size N is denoted by $U(N)$ and the unit circle (one-dimensional torus $\approx U(1)$) by T , while G_N represents an $(N - 1)$ -dimensional *asymmetric* simplex. It would appear, however, that the set of separable states lacks such a product topological structure (thus, rendering integrations over the set — and hence the computation of corresponding volumes — quite problematical).

In Fig. 9 is plotted the deviations from the conjectured integral value of 2 of the cumulative estimates of the ratio (Ω^{GKS}) — given in Table IX — of the two hyperarea-to-volume ratios for the GKS monotone metric, the numerator ($R_{GKS}^{sep+nonsep}$) of Ω^{GKS} being based on the entirety of qubit-qutrit states, and the denominator (R_{GKS}^{sep}) being based on the boundary qubit-qutrit states only. (All the succeeding plots of deviations from the conjectured integral value of 2 will be drawn to the *same* scale.) In Figures 10, 11 and 12, we show the corresponding plots based on the Bures, Hilbert-Schmidt and Kubo-Mori metrics, respectively. We note that the cumulative estimates in this last plot were relatively close to 2, before a sudden spike in the curve drove it upward. The values for the (quite unrelated) Bures and HS-metrics are rather remarkably close to 2, which is the main factor in our advancing the conjecture in question.

It would, of course, be of interest to study comparable ratios involving 6×6 density matrices of generic rank less than 5. Unfortunately, we did not incorporate these into our

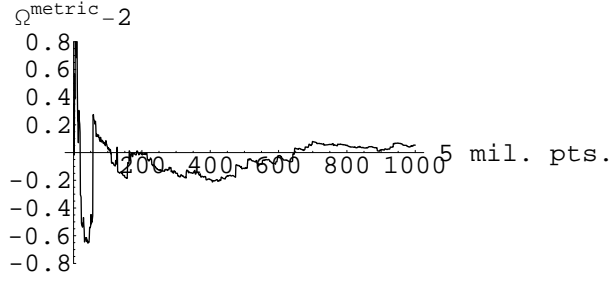


FIG. 9: Deviations from the conjectured value of 2 of the cumulative estimates of R_{GKS} , the ratio of hyperarea-to-volume ratios for the Grosse-Krattenthaler-Slater (GKS or “quasi-Bures”) monotone metric

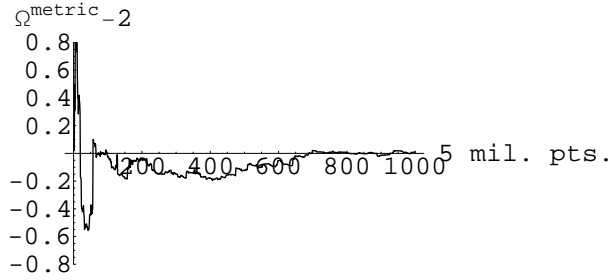


FIG. 10: Deviations from the conjectured value of 2 of the cumulative estimates of R_{Bures} , the ratio of hyperarea-to-volume ratios for the Bures monotone metric

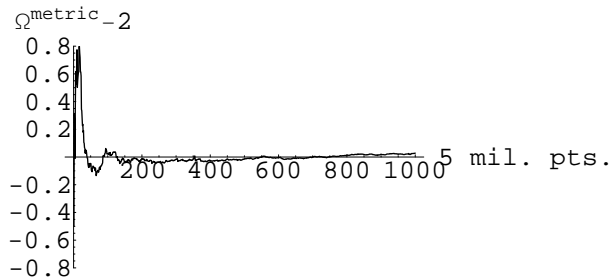


FIG. 11: Deviations from the conjectured value of 2 of the cumulative estimates of R_{HS} , the ratio of hyperarea-to-volume ratios for the Hilbert-Schmidt metric

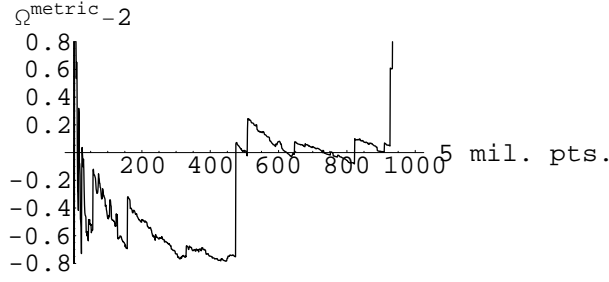


FIG. 12: Deviations from the conjectured value of 2 of the cumulative estimates of R_{KM} , the ratio of hyperarea-to-volume ratios for the KM (Kubo-Mori) monotone metric

TABLE X: Counterparts for the qubit-*qubit* case $N = 4$ of the ratios of separability probabilities, based on 60 million points of a Tezuka-Faure sequence

| metric | $r_{sep+nonsep}^{metric}$ | r_{sep}^{metric} | ω^{metric} |
|--------|---------------------------|--------------------------|-------------------|
| Bures | 12.1571 | 6.55941 | 1.85339 |
| KM | 0.506298 | 0.349341 | 1.44929 |
| arith | 2.19693 | 1.22068 | 1.79975 |
| WY | 2.93814 | 1.72215 | 1.70609 |
| GKS | 6.03404 | 3.35246 | 1.79988 |
| geom | $3.71202 \cdot 10^{-16}$ | $3.33843 \cdot 10^{-13}$ | 0.00111191 |
| HS | 51.9218 | 25.9197 | 2.00318 |

MATHEMATICA Tezuka-Faure calculations (in particular, since we did not anticipate the apparent metric-independent phenomenon, we have observed here).

1. The $N = 4$ qubit-qubit case

We adapted our MATHEMATICA routine used so far for the scenario $N = 6$, so that it would yield analogous results for $N = 4$. Based on 60 million points of a new independent 15-dimensional Tezuka-Faure sequence, we obtained the results reported in Table X. (We now use the lower-case counterparts of the symbols R and Ω to differentiate the $N = 4$ case from the $N = 6$ one.) Here, once more, the ratios-of-ratios (ω^{metric}) tend to show rather similar

values, with the two exceptional cases again being the geometric average metric (which we suspect —like the maximal (Yuen-Lax) monotone metric, from which it is partially formed — simply gives infinite volumes and hyperareas) and the somewhat unstable KM monotone metric. It is puzzling for our scheme that the Hilbert-Schmidt metric again gives, as for $N = 6$, a value quite close to 2. However, it now seems fairly certain that if there is a true common value for ω^{metric} across the metrics, then it is not an integral one (and thus possibly not a *topological* explanation). The theoretical values predicted by (23) and (24) for $r_{sep+nonsep}^{Bures}$ and $r_{sep+nonsep}^{HS}$ are $16384/(429\pi) \approx 12.1566$ and $30\sqrt{3} \approx 51.9615$, respectively.

Also, consulting Table 6 of our earlier study [12], we find that using the conjectured and known values for the qubit-qubit case ($N = 4$) presented there gives us $\omega^{Bures} = 8192/(1419\pi) \approx 1.83763$ and a somewhat similar numerical value $\omega^{arith} = 408260608/73153125\pi \approx 1.77646$.

D. Well-fitting formulas for the Bures and Hilbert-Schmidt separable volumes and hyperareas

Proceeding under the assumption of the validity of our conjecture above (regarding the integral value of 2 for Ω^{metric}), computational experimentation indicates that the Tezuka-Faure quasi-Monte Carlo separable Bures results can be quite well fitted by taking for the *separable* Bures 35-dimensional volume

$$\Sigma_{6,0}^{(2,Bures)} = \frac{3c_{Bures}}{2^{77}} \approx 1.03447 \cdot 10^{-19}, \quad (28)$$

and for the *separable* (rank-five) 34-dimensional hyperarea

$$\Sigma_{6,1}^{(2,Bures)} = (2^{43} \cdot 3 \cdot 5c_{Bures})^{-1} \approx 1.45449 \cdot 10^{-18}, \quad (29)$$

where by Σ we denote volumes and hyperareas of *separable* states and

$$c_{Bures} = \sqrt{8642986\pi} = \sqrt{\pi \cdot 2 \cdot 11 \cdot 19 \cdot 23 \cdot 29 \cdot 31} \approx 5210.83. \quad (30)$$

The pooled *sample* estimates, $\tilde{\Sigma}_{6,0}^{(2,Bures)}$ and $\tilde{\Sigma}_{6,1}^{(2,Bures)}$, as indicated in the caption to Table VII, are $1.03426 \cdot 10^{-19}$ and $1.45155 \cdot 10^{-18}$.

Then, we would have the Bures probability of separability of the (generically rank-six) qubit-qutrit states as

$$\frac{3^7 \cdot 5^3 \cdot 7^2 \cdot 11 \cdot 13 \cdot 17c_{Bures}}{2^{27}\pi^{18}} \approx 0.00142278, \quad (31)$$

and the Bures probability of separability of the generically rank-five qubit-qutrit states, exactly (by our integral conjecture) one-half of this. (However, there appears to be no obvious way in which the formulas immediately above extend the analogous ones in the qubit-qubit separable case [12], which were hypothesized to involve the “silver mean”, $\sigma_{Ag} = \sqrt{2}-1$. Thus, it does not seem readily possible to use the results here to, in any way, support our earlier conjectures.)

Let us note that for the arithmetic average monotone metric, the ratio of the sample (pooled) estimate of the separable hyperarea to the separable volume was $0.639083 \approx 2/\pi \approx 0.63662$.

Additionally, we can achieve very good fits to our Hilbert-Schmidt estimates by taking

$$\Sigma_{6,0}^{(2,HS)} = (2^{45} \cdot 3 \cdot 5^{13} \cdot 7\sqrt{30})^{-1} \approx 2.02423 \cdot 10^{-25} \quad (32)$$

(the sample estimate being $2.04126 \cdot 10^{-25}$) and for the *separable* (rank-five) 34-dimensional hyperarea

$$\Sigma_{6,1}^{(2,HS)} = (2^{46} \cdot 3 \cdot 5^{12})^{-1} \approx 1.94026 \cdot 10^{-23} \quad (33)$$

(the sample estimate being $1.93896 \cdot 10^{-23}$). This gives us a Hilbert-Schmidt probability of separability of the generically rank-six states of

$$\frac{3^{10} \cdot 7^4 \cdot 11^3 \cdot 13^2 \cdot 17^2 \cdot 19 \cdot 23 \cdot 29 \cdot 31\sqrt{5}}{2^{37} \cdot 5^7} \approx 0.0263115, \quad (34)$$

approximately 18.5 times the predicted Bures probability (31). (As we have noted, the Bures separability probability appears to be the *greatest* among the monotone metrics.)

We have also devised another set of exact Bures formulas that fit our data roughly as well as (28) and (29). These are

$$\Sigma_{6,0}^{(2,Bures)} = \frac{3^2 \cdot 11 \cdot 19 \cdot 23 \cdot 29 \cdot 31\pi}{2^{76} \cdot 5^6} \approx 1.03497 \cdot 10^{-19} \quad (35)$$

and for the *separable* (rank-five) 34-dimensional hyperarea

$$\Sigma_{6,1}^{(2,Bures)} = (2^{43} \cdot 5^7)^{-1} \approx 1.45519 \cdot 10^{-18}. \quad (36)$$

III. DISCUSSION

In this study, we have directly estimated 28 quantities of interest — seven total volumes of the 35-dimensional space of qubit-qutrit states, seven 34-dimensional hyperareas of the

boundary of those states, and the same quantities when restricted to the separable qubit-qutrit states. Of these 28 quantities, 4 (that is, $S_{6,0}^{(2,Bures)}$, $S_{6,1}^{(2,Bures)}$, $S_{6,0}^{(2,HS)}$ and $S_{6,1}^{(2,HS)}$) were precisely known from previous analyses of Sommers and Życzkowski [1, 26]. It is interesting to observe that the Tezuka-Faure quasi-Monte Carlo numerical integration procedure has, in all 4 of these cases, as shown in the corresponding table and figures (Table I and Figs. 1, 2, 5, 6), slightly but consistently *underestimated* the known values — more so, it seems, with the 35-dimensional volumes, as opposed to the 34-dimensional hyperareas. (So, in statistical terminology, we appear to have *biased* estimators. The very same form of bias — in terms of the Bures metric — was observed in the precursor analysis [53] to this one, based on an independent, shorter Tezuka-Faure sequence. Randomizing deterministic algorithms — such as the Tezuka-Faure — can remove such bias.) This suggests that we might possibly improve the accuracy of the estimates of the 24 unknown quantities by scaling them in accordance with the magnitude of known underestimation. Also, we have in our several tables only reported the results at the (current, five-billion point) end of the Tezuka-Faure procedure. We might also report results at intermediate stages at which the estimates of the 4 known quantities are closest to their true values, since estimates of the 24 unknown quantities might arguably also be most accurate at those stages.

Of course, as we have done, taking the *ratios* of estimates of the volumes/hyperareas of separable states to the estimates of the volumes/hyperareas of separable plus nonseparable states, one, in turn, obtains estimates of the probabilities of separability [8] for the various monotone metrics studied. (*Scaling* the estimated volumes and hyperareas by the corresponding estimates for the Bures metric, as we have done in certain of the tables above for numerical convenience and possible insightfulness, would be inappropriate in such a process.) Among the metrics studied, the Hilbert-Schmidt metric gives the *largest* probability of separability, while the Bures metric — the *minimal* monotone one — gives the largest separability probability among the monotone metrics studied (and presumably among all monotone metrics). The (Yuen-Lax) *maximal* monotone metric appears to give a null separability probability.

In [29], we had attempted a somewhat similar quasi-Monte Carlo qubit-qutrit analysis (but restricted simply to the Bures metric) to that reported above, but based on many fewer points (70 million *vs.* the 5 billion so far used here) of a (Halton) sequence. At this stage, having made use of considerably increased computer power (and streamlined MATHEMAT-

ICA programming — in particular employing the Compile command, which enables the program to proceed under the condition that certain variables will enter a calculation only as machine numbers, and not as lists, algebraic objects or any other kind of expression), we must regard this earlier study as entirely superseded by the one here. (Our pooled estimate of the Bures volume of the separable qubit-qutrit systems here [Table VII] is $1.03426 \cdot 10^{-19}$, while in [29], following our earlier work for $N = 4$ [60], we formulated a conjecture ([29, eq. (5)]) — in which we can now have but very little confidence — that would give [converting from the SD metric to the Bures] a value of $2^{-35} \cdot (2.19053 \cdot 10^{-9}) \approx 6.37528 \cdot 10^{-20}$.) We also anticipate revisiting — as in sec. II C 1 — the $N = 4$ (qubit-qubit) case [12] with our newly accelerated programming methods, in a similarly systematic manner.

We continue to add to the 5 billion points of the Tezuka-Faure sequence employed above, and hope to report considerably more accurate results in the future (based on which, possibly, we can further appraise the hypotheses offered above [sec. II A] as to the values of the various volumes and hyperareas). Also, we may seek to estimate the hyperarea of that part of the boundary of the separable qubit-qutrit states consisting of generically rank-six 6×6 density matrices [12, 50], though this involves a much greater amount of computation per point. (This would entail first finding the values, if any, of the undetermined [35-*th*] parameter that would set the determinant of the partial transpose equal to zero, and then ascertaining whether all the eigenvalues of the resultant partial transpose are nonnegative.)

In this study, we have utilized additional computer power recently available to us, together with an advanced quasi-Monte Carlo procedure (scrambled Faure-Tezuka sequences [32, 33] — the use of which was recommended to us by G. Ökten, who provided a corresponding MATHEMATICA code). Faure and Tezuka were guided “by the construction $C^{(i)} = A^{(i)}P^{(i-1)}$ and by some possible extensions of the generator formal series in the framework of Neiderreiter”. ($A^{(i)}$ is an arbitrary nonsingular lower triangular [NLT] matrix, P is the Pascal matrix [61] and $C^{(i)}$ is a generator matrix of a sequence X .) Their idea was to multiply from the right by nonsingular upper triangular (NUT) random matrices and get the new generator matrices $C^{(i)} = P^{(i-1)}U^{(i)}$ for $(0, s)$ -sequences [32, 33]. “Faure-Tezuka scrambling scrambles the digits of i before multiplying by the generator matrices ... The effect of the Faure-Tezuka-scrambling can be thought of as reordering the original sequence, rather than permuting its digits like the Owen scrambling ... Scrambled sequences often have smaller discrepancies than their nonscrambled counterparts. Moreover, random scramblings

facilitate error estimation” [62, p. 107].

It would be interesting to conduct analogous investigations to those reported here ($N = 6$) and in [12] for the case $N = 4$, using quasi-random sequences *other* than Tezuka-Faure ones [32, 33], particularly those for which it is possible to do *statistical* testing on the results (such as constructing confidence intervals) [62]. It is, of course, possible to conduct statistical testing using simple Monte Carlo methods, but their convergence is much weaker than that of the quasi-Monte Carlo procedures. Since we have been dealing with extraordinarily high-dimensional spaces, good convergence has been a dominant consideration in the selection of numerical integration methodologies to employ.

“It is easier to estimate the error of Monte Carlo methods because one can perform a number of replications and compute the variance. Clever randomizations of quasi-Monte Carlo methods combine higher accuracy with practical error estimates” [62, p. 95]. G. Ökten is presently developing a new MATHEMATICA version of scrambled Faure-Tezuka sequences in which there will be a random generating matrix for each dimension — rather than one for all the dimensions together — which will then be susceptible to *statistical* testing [62].

Acknowledgments

I wish to express gratitude to the Kavli Institute for Theoretical Physics (KITP) for computational support in this research and to Giray Ökten for supplying the MATHEMATICA code for the Tezuka-Faure quasi-Monte Carlo procedure and for numerous communications. Chris Herzog of the KITP kindly provided certain computer assistance, as well as comments on the course of the research. S. Stolz commented on our conjecture regarding the integral value of 2.

-
- [1] H.-J. Sommers and K. Życzkowski, J. Phys. A **36**, 10883 (2003).
 - [2] H.-J. Sommers and K. Życzkowski, quant-ph/0405031.
 - [3] M. Hübner, Phys. Lett. A **63**, 239 (1992).
 - [4] M. Hübner, Phys. Lett. A **179**, 226 (1979).
 - [5] J. Dittmann, J. Phys. A **32**, 2663 (1999).

- [6] J. Dittmann, J. Geom. Phys. **31**, 16 (1999).
- [7] D. Petz and C. Sudár, J. Math. Phys. **37**, 2662 (1996).
- [8] K. Życzkowski, P. Horodecki, A. Sanpera, and M. Lewenstein, Phys. Rev. A **58**, 883 (1998).
- [9] K. Życzkowski, Phys. Rev. A **60**, 3496 (1999).
- [10] E. Witten, Comm. Math. Phys. **121**, 351 (1989).
- [11] R. F. Werner, Phys. Rev. A **40**, 4277 (1989).
- [12] P. B. Slater, quant-ph/0308037 (to appear in J. Geom. Phys.).
- [13] H. Hasegawa, Rep. Math. Phys. **39**, 49 (1997).
- [14] D. Petz, J. Math. Phys. **35**, 780 (1994).
- [15] P. W. Michor, D. Petz, and A. Andai, Infin. Dimens. Anal. Quantum Probab. Relat. Top. **3**, 199 (2002).
- [16] M. R. Grasselli and R. F. Streater, Infin. Dimens. Anal. Quantum Probab. Relat. Top. **4**, 173 (2001).
- [17] P. Gibilisco and T. Isola, J. Math. Phys. **44**, 3752 (2003).
- [18] E. Wigner and M. Yanase, Proc. Natl. Acad. Sci. **49**, 910 (1963).
- [19] S. Luo, Phys. Rev. Lett. **91**, 180403 (2003).
- [20] S. Luo, Proc. Amer. Math. Soc. **132**, 885 (2004).
- [21] C. Krattenthaler and P. B. Slater, IEEE Trans. Inform. Th. **46**, 801 (2000).
- [22] P. B. Slater, J. Phys. A **34**, 7029 (2001).
- [23] H. P. Yuen and M. Lax, IEEE Trans. Infor. Th. **19**, 740 (1973).
- [24] D. Petz, Lin. Alg. Applics. **244**, 81 (1996).
- [25] K. Życzkowski and H.-J. Sommers, quant-ph/0311117.
- [26] K. Życzkowski and H.-J. Sommers, J. Phys. A **36**, 10115 (2003).
- [27] P. B. Slater, J. Phys. A **32**, 5261 (1999).
- [28] P. B. Slater, Euro. Phys. J. B **17**, 471 (2000).
- [29] P. B. Slater, J. Opt. B **5**, S651 (2003).
- [30] A. Peres, Phys. Rev. Lett. **77**, 1413 (1996).
- [31] M. Horodecki, P. Horodecki, and R. Horodecki, Phys. Lett. A **223**, 1 (1996).
- [32] H. Faure and S. Tezuka, in *Monte Carlo and Quasi-Monte Carlo Methods 2000 (Hong Kong)*, edited by K. T. Tang, F. J. Hickernell, and H. Niederreiter (Springer, Berlin, 2002), p. 242.
- [33] G. Ökten, MATHEMATICA in Educ. Res. **8**, 52 (1999).

- [34] T. Tilma, M. Byrd, and E. C. G. Sudarshan, J. Phys. A **35**, 10445 (2002).
- [35] T. Tilma and E. C. G. Sudarshan, J. Phys. Soc. Jpn. **72 Sup. C**, 181 (2003).
- [36] G. A. Christos and T. Gherghetta, Phys. Rev. A **44**, 898 (1991).
- [37] V. W. de Spinadel, Int. Math. J. **2**, 279 (2002).
- [38] G. Gumbs, J. Phys. A **22**, 951 (1989).
- [39] J. Kappraff, *Beyond Measure* (World Scientific, River Edge, NJ, 2002).
- [40] S. L. Braunstein and C. M. Caves, Phys. Rev. Lett. **72**, 3439 (1994).
- [41] P. B. Slater, quant-ph/0408157.
- [42] R. Schack and C. M. Caves, J. Mod. Opt. **47**, 387 (2000).
- [43] G. Kimura and A. Kossakowski, quant-ph/0408014.
- [44] M. S. Byrd and N. Khaneja, Phys. Rev. A **68**, 062322 (2003).
- [45] G. Kimura, Phys. Lett. A **314**, 339 (2003).
- [46] C. Bavard and P. Pansu, Ann. Sci. École Norm. Sup. **19**, 479 (1986).
- [47] B. H. Bowditch, J. Austral. Math. Soc. Ser. A **55**, 23 (1993).
- [48] R. P. Bambah, V. C. Dumir, and R. J. Hans-Gill, Studia Sci. Math. Hungar. **21**, 135 (1986).
- [49] W. J. Morokoff and R. E. Caflisch, SIAM J. Sci. Comput. **15**, 1251 (1994).
- [50] M. Shi and J. Du, quant-ph/0103016.
- [51] M. Gromov, *Metric Structures for Riemannian and Non-Riemannian Spaces* (Birkhäuser, Boston, 1999).
- [52] M. Ozawa, Phys. Lett. A **268**, 158 (2000).
- [53] P. B. Slater, quant-ph/0405114.
- [54] L. Gurvits and H. Barnum, Phys. Rev. A **66**, 062311 (2002).
- [55] L. Gurvits and H. Barnum, Phys. Rev. A **68**, 42312 (2003).
- [56] L. Gurvits and H. Barnum, quant-ph/0409095.
- [57] S. Szarek, quant-ph/0310061.
- [58] P. Hayden, D. Leung, P. W. Shor, and A. Winter, Commun. Math. Phys. **250**, 371 (2004).
- [59] K. Życzkowski and W. Słomczyński, J. Phys. A **34**, 6689 (2001).
- [60] P. B. Slater, Quant. Info. Proc. **1**, 397 (2002).
- [61] G. Call and D. Velleman, Amer. Math. Monthly **100**, 372 (1993).
- [62] H. S. Hong and F. J. Hickernell, ACM Trans. Math. Software **29**, 95 (2003).