

Coherent inelastic backscattering of intense laser light by cold atoms

V. Shatokhin,^{1,2} C. A. Müller,³ and A. Buchleitner²

¹*B. I. Stepanov Institute of Physics, National Academy of Sciences of Belarus, Skaryna Ave. 70, BY-220072 Minsk*

²*Max-Planck-Institut für Physik komplexer Systeme, Nöthnitzer Str. 38, D-01187 Dresden*

³*Physikalisches Institut, Universität Bayreuth, D-95440 Bayreuth*

(Dated: December 24, 2018)

We present a nonperturbative treatment of coherent backscattering of intense laser light from cold atoms, and predict a nonvanishing backscattering signal even at very large intensities, due to the constructive (self-)interference of inelastically scattered photons.

PACS numbers: 42.50.Ct, 42.25.Dd, 32.80-t, 42.25.Hz

When a plane wave of arbitrary nature is incident upon a disordered medium of scatterers, the backscattered intensity is an interference pattern of all coherent partial amplitudes containing detailed information on the sample configuration. Under an ensemble average, interference between uncorrelated amplitudes is washed out, except for a small angular range around exact backscattering, where the average intensity may exhibit a narrow peak. This peak results from constructive interference between multiple scattering probability amplitudes counterpropagating along direct and reversed paths [1, 2]. This phenomenon is called Coherent Backscattering (CBS) and was for the first time demonstrated with samples of polystyrene particles [3]. The CBS enhancement factor α , defined as the ratio of the CBS peak height to the background intensity, measures the coherence of counterpropagating amplitudes responsible for localization effects. Recently, CBS of light has been imported to the quantum realm with clouds of cold atoms [4, 5, 6]. An important leitmotiv of these studies is the robustness of the underlying interference effect with respect to fundamental quantum mechanical dephasing mechanisms, such as spin-flip (of the incoming radiation, which carries a polarization degree of freedom) [7] or inelastic scattering. This has important repercussions for the transition from weak to strong (in Anderson's sense) localization of light in disordered atomic samples [8], and also for potential technological applications such as random lasers [9]. Whilst in the regime of weak, perturbative atom-field coupling, the partial destruction of CBS due to spin-flip like processes – induced by the multiple degeneracy of the atomic transition driven by the incident radiation – has been demonstrated experimentally and analysed theoretically in quite some detail, experiments and theory only now start to probe the strong coupling limit, where inelastic photon-atom scattering processes prevail. First experimental results on Sr (driving the $^1S_0 \rightarrow ^1P_1$ transition with its nondegenerate ground state, hence in the absence of spin-flip) [6] indeed demonstrate the reduction of the CBS enhancement factor with increasing intensity of the injected field, for values $s = \Omega^2/2(\Delta^2 + \gamma^2) < 1$ of the atomic saturation parameter (where Ω is the Rabi

frequency induced by the driving, γ half the spontaneous decay rate of the excited atomic level, and Δ the detuning of the injected laser frequency from the exact atomic resonance). A first scattering theoretical treatment [10] identified the origin of such suppression in the availability of which-path information through inelastically scattered photons: reversed paths can be distinguished by the detection of photons of different frequency. However, this treatment, still perturbative in the field intensity, cannot address the limit of large saturation parameters $s \geq 1$ – with an emerging Mollow triplet [11] in the single atom resonance fluorescence – and, in particular, makes no prediction on the crossover from dominantly elastic to essentially inelastic CBS, nor on the CBS enhancement factor in the deep inelastic limit. In the present Letter, we enter this regime, starting from a general master equation which allows for a nonperturbative treatment of the atom-field coupling. As we will see, even inelastically scattered photons give rise to a nonvanishing CBS signal.

We start out from the elementary toy model of CBS – a laser field scattering off two atoms with labels 1 and 2, placed at a fixed [12] distance $r_{12} \gg \lambda = 2\pi/k$, with \mathbf{k} the wave vector of the incident field. It is known from the perturbative treatment of CBS that double scattering (on two atoms) provides the leading contribution to the CBS signal, since this is the lowest order process which gives rise to time reversed scattering amplitudes which can interfere constructively. Hence, we expect that this simplest scenario also allows for a qualitative assessment of the nonlinear atomic response in the regime of high laser intensities, whilst propagation effects in the bulk of the scattering medium are certainly beyond reach of this model. Disorder will be mimicked here by a suitable average over the atomic positions, at fixed r_{12} , and over the distance r_{12} itself, in a range given by the wave length λ of the scattered light. Furthermore, our model neglects the acceleration of atoms out of resonance (what would certainly become important at high intensities), such as to focus on the photon coupling to the internal degrees of freedom.

With these premises, the backscattered intensity can be derived from the correlation functions of the atomic

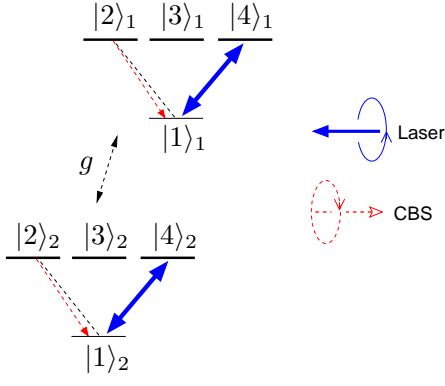


FIG. 1: (Color online) Elementary configuration for coherent backscattering (CBS) of intense light (thick arrows) by two isotropic dipolar transitions in the helicity preserving polarization channel (dashed arrows). The sublevels $|1\rangle$ and $|3\rangle$ of both atoms have magnetic quantum number $m = 0$; sublevels $|2\rangle$ and $|4\rangle$ correspond to $m = -1$ and $m = 1$, respectively.

dipoles – which emit the detected signal [14, 15]. We specialize to the scenario of the Sr experiments, with a nondegenerate atomic dipole transition $J_g = 0 \rightarrow J_e = 1$, driven by laser photons with right circular polarization on the sublevels $|1\rangle \rightarrow |4\rangle$ – see Fig. 1. The scattered light is detected in the helicity preserving channel (i.e., of photons which originate from the $|2\rangle \rightarrow |1\rangle$ transition), where single scattering is absent. Thus we obtain, up

to an irrelevant prefactor, the expectation value for the stationary scattered intensity,

$$\langle I_{\mathbf{k}} \rangle_{\text{ss}} = \langle \sigma_{22}^1 \rangle_{\text{ss}} + \langle \sigma_{22}^2 \rangle_{\text{ss}} + 2 \text{Re} (\langle \sigma_{21}^1 \sigma_{12}^2 \rangle_{\text{ss}} e^{i\mathbf{k} \cdot \mathbf{r}_{12}}), \quad (1)$$

where $\sigma_{kl}^\alpha \equiv |k\rangle_\alpha \langle l|_\alpha$, for atom α . The steady-state values for correlation functions of the form $\langle \sigma_{ij}^\alpha \rangle_{\text{ss}}$ or $\langle \sigma_{ij}^\alpha \sigma_{kl}^\beta \rangle_{\text{ss}}$ can be found from the master equation [16]

$$\dot{Q} = \sum_{\alpha=1}^2 \mathcal{L}_\alpha Q + \sum_{\alpha \neq \beta=1}^2 \mathcal{L}_{\alpha\beta} Q, \quad (2)$$

where the Liouvillians \mathcal{L}_α and $\mathcal{L}_{\alpha\beta}$ govern the evolution of an arbitrary atomic operator Q for independent and dipole-dipole interacting (through the exchange of one or several photons) atoms, respectively. Q stands for an operator from the complete set of operators acting on a tensor product of Hilbert spaces of individual atoms. For our choice of the atomic structure shown in Fig. 1,

$$Q \in \underbrace{\{\sigma_{11}^1, \dots, \sigma_{44}^1\} \otimes \{\sigma_{11}^2, \dots, \sigma_{44}^2\}}_{256 \text{ operators}}. \quad (3)$$

The explicit form of the interaction-picture Liouvillians \mathcal{L}_α and $\mathcal{L}_{\alpha\beta}$ derived in the standard dipole, rotating-wave, and Born-Markov approximations can be shown to read:

$$\mathcal{L}_\alpha Q = -i\Delta [\mathbf{D}_\alpha^\dagger \cdot \mathbf{D}_\alpha, Q] - \frac{i}{2} [\Omega_\alpha (\mathbf{D}_\alpha^\dagger \cdot \boldsymbol{\varepsilon}_L) + \Omega_\alpha^* (\mathbf{D}_\alpha \cdot \boldsymbol{\varepsilon}_L^*), Q] + \gamma (\mathbf{D}_\alpha^\dagger \cdot [Q, \mathbf{D}_\alpha] + [\mathbf{D}_\alpha^\dagger, Q] \cdot \mathbf{D}_\alpha), \quad (4)$$

$$\mathcal{L}_{\alpha\beta} Q = \mathbf{D}_\alpha^\dagger \cdot \overleftrightarrow{\mathbf{T}}(g, \hat{\mathbf{n}}) \cdot [Q, \mathbf{D}_\beta] + [\mathbf{D}_\beta^\dagger, Q] \cdot \overleftrightarrow{\mathbf{T}}^*(g, \hat{\mathbf{n}}) \cdot \mathbf{D}_\alpha, \quad (5)$$

where $\Delta = \omega_L - \omega_0$ is the detuning, $\Omega_\alpha = \Omega e^{i\mathbf{k}_L \cdot \mathbf{r}_\alpha}$ is the atomic (coordinate-dependent) Rabi frequency, and $\boldsymbol{\varepsilon}_L$ fixes the polarization of the laser field.

$$\mathbf{D}_\alpha = -\boldsymbol{\varepsilon}_{+1} \sigma_{12}^\alpha + \boldsymbol{\varepsilon}_0 \sigma_{13}^\alpha - \boldsymbol{\varepsilon}_{-1} \sigma_{14}^\alpha \quad (6)$$

is the lowering dipole operator of atom α , with $\boldsymbol{\varepsilon}_{\pm 1}$, $\boldsymbol{\varepsilon}_0$ the unit vectors of the spherical basis. The radiative dipole-dipole interaction due to exchange of photons between the atoms is described by the tensor $\overleftrightarrow{\mathbf{T}}(g, \hat{\mathbf{n}}) = g \overleftrightarrow{\boldsymbol{\Delta}}$, where $\overleftrightarrow{\boldsymbol{\Delta}} = \overleftrightarrow{\mathbf{1}} - \hat{\mathbf{n}}\hat{\mathbf{n}}$ is the projector on the plane defined by the vector $\hat{\mathbf{n}}$ connecting atom 1 and 2, and

$$g = i3\gamma \frac{e^{ikr_{12}}}{2kr_{12}} \quad (7)$$

is the small coupling constant $|g| \ll 1$ in the far-field limit $kr_{12} \gg 1$, where we neglect near-field interaction terms of order $1/(kr_{12})^2$ and $1/(kr_{12})^3$ (which, however,

could also be retained in our formalism, at higher atomic densities).

Transforming the operator equation (2) to a system of 255 linear coupled differential equations for the atomic correlation functions, we can solve for the physical quantities which enter the expression (1) for the detected intensity. In doing so, we furthermore take advantage of the far field limit $kr_{12} \gg 1$, and expand the correlation functions up to second order, $\langle (\dots) \rangle_{\text{ss}}^{[2]}$, in the dipole-dipole coupling constant (7). The double scattering contribution to the CBS signal, detected in the helicity preserving channel, is then precisely given by terms proportional to g^2 , since it stems from the exchange of two photons between the atoms, along a ‘direct’ and its ‘reversed’ path. Finally follows an elementary disorder average of the CBS signal thus obtained by a twofold procedure: (i) isotropic averaging of the relative orientation $\hat{\mathbf{r}}_{12}$ over the unit sphere; (ii) uniform averaging of the distance r_{12} over an

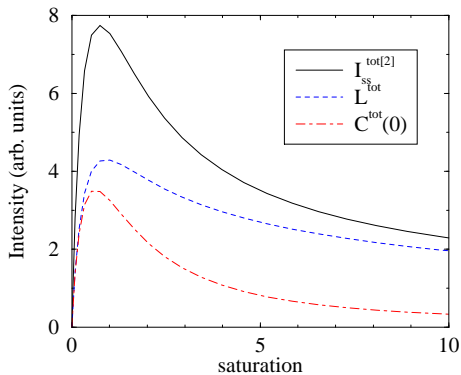


FIG. 2: (Color online) Total intensities of the ladder, the crossed terms, and their sum $I_{ss}^{\text{tot}[2]}$, in the helicity preserving channel, as function of the saturation parameter s .

interval of the order of λ , around a mean value given by the mean free path. After this simple procedure all terms relevant for the calculation of the CBS enhancement factor survive, whereas all the irrelevant terms vanish.

We thus arrive at our final expression for the total second-order intensity

$$I_{ss}^{\text{tot}[2]}(\theta) = L^{\text{tot}} + C^{\text{tot}}(\theta), \quad (8)$$

a sum of the total ladder (or background), L^{tot} , and total crossed (or interference) term $C^{\text{tot}}(\theta)$, with θ the observation angle of the scattered intensity with respect to the injection direction. In terms of the second order atomic correlation functions, L^{tot} and $C^{\text{tot}}(\theta)$ are given by

$$L^{\text{tot}} = \left\langle \langle \sigma_{22}^1 \rangle_{ss}^{[2]} + \langle \sigma_{22}^2 \rangle_{ss}^{[2]} \right\rangle_{\text{conf.}}, \quad (9)$$

$$C^{\text{tot}}(\theta) = 2 \text{Re} \left\langle \langle \sigma_{21}^1 \sigma_{12}^2 \rangle_{ss}^{[2]} e^{i\mathbf{k} \cdot \mathbf{r}_{12}} \right\rangle_{\text{conf.}}. \quad (10)$$

Therefrom we deduce the main quantifier of CBS, the enhancement factor

$$\alpha = \frac{L^{\text{tot}} + C^{\text{tot}}(0)}{L^{\text{tot}}}. \quad (11)$$

Figure 2 shows our results for the total CBS intensity as well as its components L^{tot} and $C^{\text{tot}}(0)$, as a function of the saturation parameter, at exact resonance ($\Delta = 0$). The behavior of $I_{ss}^{\text{tot}[2]}$ shows that the double scattering intensity behaves markedly different from that of an isolated atom. Whilst the scattering intensity from an isolated atom $I^{[0]} \propto s/(1+s)$ is known to saturate for large s [15], the double scattering intensity exhibits a maximum at $s \simeq 0.7$, followed by gradual decrease $\sim s^{-1}$ for large s : At high laser intensities, more and more photons are scattered inelastically, and are therefore less likely to undergo resonant interaction with the second atom.

The enhancement factor $\alpha(s)$ follows directly from the above quantities, and exhibits monotonous decay from its weak field limit $\alpha(0) = 2$. As shown in Fig. 3, and

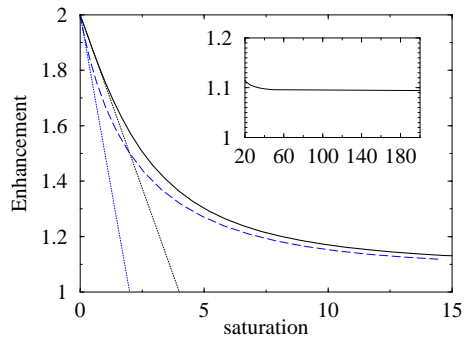


FIG. 3: (Color online) Enhancement factor α in the helicity preserving channel versus saturation parameter s . Solid curve: on resonance ($\Delta = 0$), dashed curve: off resonance ($\Delta = \gamma$). Straight lines represent the perturbative prediction $2 - (1 + \delta)s/4$ of [10].

in perfect qualitative agreement with the experiment [6], this decay is faster for finite detuning $\Delta = \gamma$. For small values of s , α is well approximated by the linear decay $2 - (1 + \delta)s/4$, with $\delta = (\Delta/\gamma)^2$, derived within the scattering picture [10]. For large values of s (inset), however, α saturates at a value $\alpha_\infty \simeq 1.09$ strictly larger than unity, whilst one would expect vanishing contrast (i.e., $\alpha = 1$) for scattering from two independent atoms [17]. Hence, the (self-)interference of inelastically scattered photons unambiguously contributes to the crossed term $C^{\text{tot}}(0)$. Note that this observation bears some similarity to CBS with photons from degenerate Raman transitions, which were shown to yield an important contribution to the CBS contrast, even in the limit of infinite ground state degeneracy [13].

In contrast, elastically scattered photons remain perfectly coherent, and contribute to the CBS intensity with a contrast two, for any s . This is spelled out by deriving the purely elastic component of the signal from the factorized atomic dipole correlation functions $\langle \sigma_{21}^\alpha \rangle^{[1]} \langle \sigma_{12}^\beta \rangle^{[1]}$ [11] (using symbolic calculus), what leads to an analytic expression for the elastic ladder and crossed terms,

$$L^{\text{el}} = C^{\text{el}}(0) = 24\pi |g|^2 \frac{1}{1 + \delta} \frac{s}{(1 + s)^4}. \quad (12)$$

Thus, the elastic part of the double scattering intensity exhibits a maximum at $s = 1/3$, slightly below the departure of $\alpha(s)$ from the perturbative prediction of [10] in Fig. 3. Consistently, an expansion of (12) to second order in s reproduces the expression $L^{\text{el}} = C^{\text{el}}(0) \sim s - 4s^2$ derived in [10].

Note that the crossover to the nonlinear regime for double scattering occurs at a value of s three times smaller than for an isolated atom, where $I^{\text{el}[0]} \propto s/(1+s)^2$ exhibits a maximum at $s = 1$. This has a transparent interpretation, by inspection of eq. (12), which decomposes into three separate factors with a direct physical interpretation: (i) the elastic intensity scattered by a

strongly driven single atom, $I^{\text{el}[0]}$, (ii) the total scattering cross section of the second atom, $\sigma^{\text{tot}} \propto 1/(1+\delta)(1+s)$, and (iii) the relative weight of elastic processes therein, $I^{\text{el}[0]}/I^{\text{tot}[0]} = 1/(1+s)$ [15]. Obviously, higher order processes than considered in our present contribution must unavoidably push the crossover value of s to even smaller values.

In conclusion, we have presented the first study of coherent backscattering of intense laser light from saturated dipole transitions. The CBS enhancement decreases monotonously as a function of s , but, remarkably, coherence is – partially – preserved in the deep inelastic limit of the two-atom response to intense laser radiation, since also inelastically scattered photons can interfere with themselves, along time-reversed paths. Consequently, CBS should also have an imprint on the spectrum of the scattered radiation, as well as on its photon-count statistics, which are both directly accessible in the framework of our present approach, as well as in laboratory experiments.

We would like to thank Dominique Delande, Benoît Grémaud, Christian Miniatura, Mikhail Titov, and Thomas Wellens for stimulating discussions.

-
- [1] E. Akkermans, G. Montambaux, J.-L. Pichard, and J. Zinn-Justin (Eds.) *Mesoscopic Quantum Physics* (Elsevier, Amsterdam, 1994).
 [2] P. Sheng, *Introduction to Wave Scattering, Localization and Mesoscopic Phenomena* (Academic Press, San Diego, 1995).
 [3] Y. Kuga and A. Ishimaru, *J. Opt. Soc. Am. A* **1**, 831 (1984); M. P. van Albada and A. Lagendijk, *Phys. Rev.*

- Lett.* **55**, 2692 (1985); P. E. Wolf and G. Maret, *ibid.* 2996.
 [4] G. Labeyrie, F. de Tomasi, J.-C. Bernard, C. A. Müller, C. Miniatura and R. Kaiser, *Phys. Rev. Lett.* **83**, 5266 (1999).
 [5] P. Katalunga, C. I. Sukenik, S. Balik, M. D. Havey, D. V. Kupriyanov, and I. M. Sokolov, *Phys. Rev. A* **68**, 033816 (2003).
 [6] T. Chanelière, D. Wilkowski, Y. Bidel, R. Kaiser, and C. Miniatura, in press (PRE).
 [7] C. A. Müller and C. Miniatura, *J.Phys. A* **35**, 10163 (2002).
 [8] Th. M. Nieuwenhuizen, A. L. Burin, Yu. Kagan, and G. V. Shlyapnikov, *Phys. Lett.* **184A**, 360 (1994).
 [9] H. Cao, Y. Ling, J. Y. Xu, C. Q. Cao, and Prem Kumar, *Phys. Rev. Lett.* **86**, 4524 (2001).
 [10] T. Wellens, B. Gremaud, D. Delande, and C. Miniatura, in press (PRA).
 [11] B. R. Mollow, *Phys. Rev.* **188**, 1969 (1969).
 [12] At typical temperatures of the cloud about a few mK [4] the Doppler shift associated with the thermal motion is negligible yet the kinetic energy of atom is much larger than the photon recoil energy allowing a classical treatment [13] of the atomic motion.
 [13] C. A. Müller, T. Jonckheere, C. Miniatura, and D. Delande, *Phys. Rev. A* **64**, 053804 (2001).
 [14] G. S. Agarwal, *Quantum Statistical Theories of Spontaneous Emission and their Relation to Other Approaches* (Springer-Verlag, Berlin, 1974).
 [15] See, for instance, C. Cohen-Tannoudji, J. Dupont-Roc, G. Grynberg, *Atom-Photon Interactions* (John Wiley & Sons Inc, New York, 1992).
 [16] R. H. Lehmann, *Phys. Rev. A* **2**, 883 (1970); D. F. V. James, *ibid.* **47**, 1336 (1993); J. Guo and J. Cooper, *ibid.* **51**, 3128 (1995).
 [17] P. Kochan, H. J. Carmichael, P. R. Morrow, and M. G. Raizen, *Phys. Rev. Lett.* **75**, 45 (1995).