

Nonisotropic 3-level Quantum Systems: Complete Solutions for Minimum Time and Minimum Energy

Ugo Boscain,

SISSA, via Beirut 2-4 34014 Trieste, Italy

Thomas Chambrion

Département de Mathématiques, Analyse Appliquée et Optimisation,

Université de Bourgogne, 9, Avenue Alain Savary B.P. 47870-21078 Dijon Cedex, France

Grégoire Charlot

Laboratoire I3S, UNSA-CNRS, 2000, route des lucioles, Les Algorithmes - bat. Euclide B,

BP.121, 06903 Sophia Antipolis - Cedex, France

e-mails `boscain@sisssa.it`, `Thomas.Chambrion@u-bourgogne.fr`, `charlot@i3s.unice.fr`

Abstract We apply techniques of subriemannian geometry on Lie groups and of optimal synthesis on 2-D manifolds to the population transfer problem in a three-level quantum system driven by two laser pulses, of arbitrary shape and frequency. In the rotating wave approximation, we consider a nonisotropic model i.e. a model in which the two coupling constants of the lasers are different. The aim is to induce transitions from the first to the third level, minimizing **1**) the time of the transition (with bounded laser amplitudes), **2**) the energy of lasers (with fixed final time). After reducing the problem to real variables, for the purpose **1**) we develop a theory of time optimal syntheses for distributional problem on 2-D-manifolds, while for the purpose **2**) we use techniques of subriemannian geometry on 3-D Lie groups. The complete optimal syntheses are computed.

Keywords: Control of Quantum Systems, Optimal Control, Optimal Synthesis, Subriemannian Geometry, Minimum Time, Hamiltonian Systems on Lie Groups, Pontryagin Maximum Principle.

PREPRINT SISSA 56/2004/M

1 Introduction

1.1 Statement of the Problem

The problem of designing an efficient transfer of population between different atomic or molecular levels is crucial in many atomic-physics projects [4, 19, 21, 28, 36]. Often excitation or ionization is accomplished by using a sequence of laser pulses to drive transitions from each state to the next state. The transfer should be as efficient as possible in order to minimize the effects of relaxation or decoherence that are always present. In the recent past years, people started to approach the design of laser pulses by using Geometric Control Techniques (see for instance [18, 25, 26, 33, 34]). Finite dimensional closed quantum systems are in fact left invariant control systems on $SU(n)$, or on the corresponding Hilbert sphere $S^{2n-1} \subset \mathbb{C}^n$, where n is the number of atomic or molecular levels. For these kinds of systems very powerful techniques were developed both for what concerns controllability [2, 20, 24, 35] and optimal control [1, 9, 22].

The most important and powerful tool for the study of optimal trajectories is the well known Pontryagin Maximum Principle (in the following PMP, see for instance [1, 22, 32]). It is a first order necessary condition for optimality and generalizes the Weierstraß conditions of Calculus of Variations to problems with non-holonomic constraints. For each optimal trajectory, the PMP provides a lift to the cotangent bundle that is a solution to a suitable pseudo-Hamiltonian system.

Anyway, giving a complete solution to an optimization problem (that for us means to give an optimal synthesis, see for instance [5, 9, 16, 31]) remains extremely difficult for several reasons. First, one is faced with the problem of integrating a Hamiltonian system (that generically is not integrable excepted for very special costs). Second, one should manage with “non Hamiltonian solutions” of the PMP, the so called abnormal extremals. Finally, even if one is able to find all the solutions of the PMP it remains the problem of selecting among them the optimal trajectories. For these reasons, usually, one can hope to find a complete solution to an optimal control problem in low dimension only.

In this paper we apply techniques of subriemannian geometry on Lie groups and of optimal synthesis on 2-D manifolds to the population transfer problem in a three-level quantum system driven by two external fields (in the rotating wave approximation) of arbitrary shape and frequency. The dynamics is governed by the time dependent Schrödinger equation (in a system of units such that $\hbar = 1$):

$$i \frac{d\psi(t)}{dt} = H\psi(t), \quad (1)$$

where $\psi(\cdot) = (\psi_1(\cdot), \psi_2(\cdot), \psi_3(\cdot))^T : [0, T] \rightarrow \mathbb{C}^3$, $\sum_{j=1}^3 |\psi_j(t)|^2 = 1$ (i.e. $\psi(t)$ belong to the sphere $S^5 \subset \mathbb{C}^3$), and:

$$H = \begin{pmatrix} E_1 & \mu_1 \mathcal{F}_1 & 0 \\ \mu_1 \mathcal{F}_1^* & E_2 & \mu_2 \mathcal{F}_2 \\ 0 & \mu_2 \mathcal{F}_2^* & E_3 \end{pmatrix}. \quad (2)$$

where E_1 , E_2 and E_3 are real numbers representing the energy levels. Here $(*)$ indicates the complex conjugation involution.

The controls $\mathcal{F}_1(\cdot), \mathcal{F}_2(\cdot)$, that we assume to be different from zero only in a fixed interval, are the external pulsed field, while $\mu_j > 0$, ($j = 1, 2$) are the couplings (intrinsic to the quantum system) that we have restricted to couple only levels j and $j + 1$ by pairs.

Using standard arguments of controllability on compact Lie groups and corresponding homogeneous spaces, one gets the following (see the recent survey [35] or the papers [2, 10, 11, 20, 24]):

Proposition 1 *The control system (1), (2) is completely controllable from any initial to any final condition.*

This model belongs to a class of systems on which it is possible to eliminate the so called drift term (i.e. the term $\text{diag}(E_1, E_2, E_3)$) by a unitary change of coordinates and a change of controls (see Section 1.2).

The aim is to induce complete population transfer from the state one ($|\psi_1(0)|^2 = 1$), called source to the state three ($|\psi_3(0)|^2 = 1$), called target, minimizing the criteria described in the following.

- **Energy in fixed time**

$$\int_0^T (|\mathcal{F}_1(t)|^2 + |\mathcal{F}_2(t)|^2) dt, \quad (3)$$

This cost is the energy of the laser pulses. After elimination of the drift and reduction to a real problem (see below), the problem of minimizing this cost becomes a singular-Riemannian problem (or a subriemannian problem when lifted on the group $SO(3)$, see Section 1.2) and was studied in [11], in the (“nongeneric”) case in which $\mu_1 = \mu_2$. In the following we call the problem (1), (2), (3) isotropic if $\mu_1 = \mu_2$ otherwise we call the problem nonisotropic. For this cost the final time must be fixed otherwise there is no solution to the minimization problem. We recall that a minimizer for this cost is parameterized with constant velocity ($|\mathcal{F}_1|^2 + |\mathcal{F}_2|^2 = \text{const}$). For the costs (3), the controls are not assumed a priori bounded. Anyway if the final time T is fixed in such a way the minimizer is parameterized by arc-length ($|\mathcal{F}_1|^2 + |\mathcal{F}_2|^2 = 1$), then minimizing the cost (3) is equivalent to minimize the time with moduli of controls constrained in the closed set:

$$|\mathcal{F}_1|^2 + |\mathcal{F}_2|^2 \leq 1. \quad (4)$$

For this cost we can normalize $\mu_1 = \mu_2 = 1$ in the isotropic case, while $\mu_1 = 1$, $\mu_2 = \alpha > 0$ for the nonisotropic case. Notice that this change of notation modifies the costs only by an (irrelevant) multiplicative constant.

- **Time with Bounded Controls**

Another interesting cost is the time of transfer under the conditions:

$$|\mathcal{F}_1(t)| \leq \nu_1 \text{ and } |\mathcal{F}_2(t)| \leq \nu_2. \quad (5)$$

In this case we call the problem isotropic if $\mu_1\nu_1 = \mu_2\nu_2$. Otherwise we call the problem nonisotropic. Let us notice that if we do not require the constraints (5), then there is no minimizer.

For this cost we can normalize $\mu_1 = \nu_1 = \mu_2 = \nu_2 = 1$ in the isotropic case, while $\mu_1 = \nu_1 = 1$, $\mu_2 = \alpha > 0$, $\nu_2 = 1$ for the nonisotropic case.

After these normalizations the Hamiltonian and the costs reads:

$$H = \begin{pmatrix} E_1 & \mathcal{F}_1 & 0 \\ \mathcal{F}_1^* & E_2 & \alpha\mathcal{F}_2 \\ 0 & \alpha\mathcal{F}_2^* & E_3 \end{pmatrix}. \quad (6)$$

$$\text{Energy in fixed time: } \int_0^T (|\mathcal{F}_1(t)|^2 + |\mathcal{F}_2(t)|^2) dt, \quad (7)$$

$$\text{Time with bounded controls: } T = \int_0^T 1 dt, \text{ with } |\mathcal{F}_1(t)| \leq 1 \text{ and } |\mathcal{F}_2(t)| \leq 1. \quad (8)$$

In the following we call the parameter α the nonisotropic factor.

Remark 1 The problem of inducing a transition from the first to the third eigenstate, can be formulated, as usual, at the level of the wave function $\psi(t)$, but also at the level of the time evolution operator (the resolvent), denoted here by $g(t)$:

$$\psi(t) = g(t)\psi(0), \quad g(t) \in U(3), \quad g(0) = id. \quad (9)$$

For $g(t)$ the Schrödinger equation (1) reads:

$$\dot{g}(t) = -iHg(t). \quad (10)$$

In the following we call the optimal control problem for $\psi(t)$ and for $g(t)$ respectively the problem downstairs and the problem upstairs. In this kind of problems one can take advantages of working both upstairs and downstairs depending on the specific task. This approach happened to be successful in some other problems of optimal control on Lie groups, see for instance [14]. Notice that the evolution of the trace part is decoupled from the rest. It follows that we can always assume $E_1 + E_2 + E_3 = 0$ and $g(t) \in SU(3)$.

This paper is the continuation of a series of papers on optimal control of finite dimensional quantum systems [10, 11, 12].

In [10], the problem of minimizing the energy of the lasers pulses was studied for a two-level system and for an isotropic three-level system. The two-level system (that is a problem on $SU(2)$) was completely solved (in this case minimizing energy is equivalent to minimize time with bounded controls), while the three-level problem (that upstairs is a problem on $SU(3)$) was solved assuming resonance as hypothesis (i.e. controls oscillating with a frequency equal to the difference of the energy levels that the laser is coupling, see formula (11) below). Thanks to this assumption, the problem (downstairs) could be reduced to a two-dimensional problem and solved completely.

In [11] the problem of minimizing the isotropic energy in the three-level problem was treated without assuming resonance as hypothesis. In that case, even if the optimal control problem lives in a space of big dimension ($\dim(SU(3)) = 8$), it was possible to get explicit expressions of optimal controls and trajectories thanks to the special structure of the Lie algebra of the problem and to the fact that the cost is built with the Killing form, that renders the Hamiltonian system associated to the PMP Liouville integrable. In that paper resonance was obtained as consequence of the minimization process and explicit expressions of amplitudes were exhausted.

In [12], the possibility of restricting to resonant controls was generalized to n -level systems and to more general costs. More precisely consider a n -level system of the kind:

$$\begin{cases} i \frac{d\psi(t)}{dt} = (D + V(t))\psi \\ \psi(\cdot) := (\psi_1(\cdot), \dots, \psi_n(\cdot))^T : [0, T] \rightarrow \mathbb{C}^n, \quad \sum_i |\psi_i|^2 = 1, \end{cases}$$

where $D = \text{diag}(E_1, \dots, E_n)$ and $V(t)$ is an Hermitian matrix ($V(t)_{j,k} = V(t)_{k,j}^*$), whose elements are either identically zero or controls. (i.e. $V_{i,j} \equiv 0$ or $V_{i,j} = \mu_{i,j} F_{i,j}$, for $i < j$, the term $F_{i,j}$ being the external pulsed field couplings level i and level j). Then for a convex cost depending only on the moduli of controls (i.e. amplitudes of the lasers), like those described above, it was proved that there always exists a minimizer in resonance that connects a source and a target defined by conditions on the moduli of the components of the wave function (e.g. two eigenstates):

$$\mathcal{F}_{j,k}(t) = u_{j,k}(t) e^{i[(E_j - E_k)t + \xi_{j,k}]}, \quad i < j = 1, \dots, n,$$

where $\xi_{j,k} \in [-\pi, \pi]$ are some phases and $u_{j,k}(\cdot) : [0, T] \rightarrow \mathbb{R}$ are the amplitudes of the lasers that should be determined.

This result permits to reduce the problem to real variables (i.e. from $SU(n)$ to $SO(n)$ upstairs, or from $S^{2n-1} \subset \mathbb{C}^n$ to $S^{n-1} \subset \mathbb{R}^n$ downstairs), and therefore to simplify considerably the difficulty of the problem (see below for the reduction to real variables in the 3-level case).

In the present paper we take advantage of this procedure to find complete solutions to the optimal control problem for the three level quantum system (1), (6) and the costs (7), (8). More precisely:

- A.** the minimum time problem with bounded controls (downstairs) is a problem in dimension 5. In this case, since the dimension of the state space is big, the problem of finding extremals and selecting optimal trajectories can be extremely hard. The fact that one can restrict to minimizers that are in resonance permits to reduce the problem to a two-dimensional problem, that can be solved with techniques similar to those used in [9]). This is the goal of Section 4;

B the minimum energy problem is naturally lifted to a right-invariant subriemannian problem on the group $SU(3)$ (as explained in Remark 1). This problem cannot be solved with the techniques used in [11] for the isotropic case, because now the cost is built with a “deformed Killing form”. Anyway since we can restrict to resonant minimizers the problem is reduced to a contact subriemannian problem on $SO(3)$, that does not have abnormal extremals (since it is contact) and the corresponding Hamiltonian system is completely integrable (since it leads to a left invariant Hamiltonian system on a Lie group of dimension 3, see for instance [22, 23]). The complete solutions can be found in terms of Elliptic functions. This is the aim of Section 5.

Remark 2 Thanks to the reduction given in [12], a minimum energy problem for a n -level system, with levels coupled by pairs, is a singular-Riemannian problem on S^{n-1} or can be lifted to a left invariant subriemannian problem on $SO(n)$. Anyway there is no reason to believe that the Hamiltonian system associated to the PMP is Liouville integrable for $n \geq 4$. See [13] for some numerical solutions to this problem for $n = 4$.

1.2 Reduction to Real Variables

In the following, for the 3-level problem (1), (6) we recall how to reduce the problem to real variables using the fact that we can restrict to resonant controls i.e. controls of the form:

$$\mathcal{F}_j(t) = u_j(t)e^{i[(E_{j+1}-E_j)t+\xi_j]}, \quad j = 1, 2, \quad (11)$$

where $\xi_j \in [-\pi, \pi]$ are some phases and $u_j(\cdot) : [0, T] \rightarrow \mathbb{R}$ are the amplitudes of the lasers that should be determined.

Using the so called interaction picture, i.e making the unitary transformation:

$$\psi(t) \rightarrow U^{-1}(t)\psi(t), \quad \text{where } U(t) = \text{diag}(-iE_1, -iE_2, -iE_3), \quad (12)$$

and next making the transformation (to kill the phases):

$$\psi(t) \rightarrow V^{-1}\psi(t), \quad \text{where } V := \text{diag}(1, e^{i(-\pi/2-\xi_1)}, e^{i(-\pi-\xi_1-\xi_2)}), \quad (13)$$

the Schrödinger equation becomes:

$$\frac{d\psi(t)}{dt} = H(t)\psi(t), \quad (14)$$

that one can restrict to reals (i.e. to the sphere S^2 , i.e. $\psi(\cdot) : [0, T] \rightarrow \mathbb{R}^3$, $\psi_1^2 + \psi_2^2 + \psi_3^2 = 1$) by taking a real initial condition (the initial phase is always arbitrary). Now the drift is eliminated and the Hamiltonian belongs to $so(3)$:

$$H = \begin{pmatrix} 0 & -u_1 & 0 \\ u_1 & 0 & -\alpha u_2 \\ 0 & \alpha u_2 & 0 \end{pmatrix}. \quad (15)$$

For more details on these transformations, see [10, 11, 12]. After reduction to real variables, the state one and three are represented respectively by the couples of points $(\pm 1, 0, 0)^T$ and $(0, 0, \pm 1)^T$. And the costs in which we are interested become:

$$\text{Energy in fixed time: } \int_0^T (u_1(t)^2 + u_2(t)^2) dt, \quad (16)$$

$$\text{Time with bounded controls: } T = \int_0^T 1 dt, \quad \text{under the conditions } |u_1(t)| \leq 1 \text{ and } |u_2(t)| \leq 1. \quad (17)$$

Remark 3 Beside the proof that there always exist minimizers in resonance, another useful result given in [12] is that (after reduction to real variables), there always exists a minimizer corresponding to positive coordinates (and it is also given the description of how to reconstruct all other resonant minimizers from this last one). Hence we can assume $\psi \in S^+$ where S^+ is the subset of the sphere S^2 corresponding to positive coordinates:

$$S^+ = \{\psi = (\psi_1, \psi_2, \psi_3)^T \in \mathbb{R}^3 : \psi_1^2 + \psi_2^2 + \psi_3^2 = 1, \psi_i \geq 0\}. \quad (18)$$

Let $Lip([0, T], S^+)$ be the set of Lipschitz functions from $[0, T]$ to S^+ . Our minimization problem, in which we precise the functional spaces, is:

Problem downstairs (PD) Consider the control system (14), (15), where $u_i(\cdot) \in L^\infty([0, T], \mathbb{R})$ ($i = 1, 2$), $\psi(\cdot) \in Lip([0, T], S^+)$. Find the optimal trajectory and control steering the point $\psi = (1, 0, 0)^T$ (called source or state one), to the point $\psi = (0, 0, 1)^T$ (called target or state three), that minimizes respectively the costs (16), (17).

Remark 4 We attack the problem by computing all trajectories in S^+ , starting from $(1, 0, 0)^T$, and satisfying the PMP (the so called extremals). Then we have to select, among all extremal trajectories reaching the target, the one having smallest cost. Since we will find that all extremals passing through a point of $S^+ \setminus \{(1, 0, 0)^T\}$ coincide before this point, we get a stronger result than a solution to the problem (PD). Indeed, we obtain the complete optimal synthesis, i.e. a set of optimal trajectories starting from $(1, 0, 0)^T$ and reaching every points of S^+ . For a more sophisticated definition of optimal synthesis, see [9, 31]. The optimal synthesis can be useful for applications, when one need to reach a final state that is not an eigenstate.

For what concerns the problem upstairs, after the transformations (12), (13) the equation for the operator of temporal evolution is:

$$\dot{g}(t) = Hg(t), \quad (19)$$

where now $g(t) \in SO(3)$ and H is given by (15). To pass from the problem upstairs to the problem downstairs, one should take the first column of $g(t)$ i.e. should use the projection:

$$\begin{aligned} \Pi : SO(3) &\rightarrow S^2 \\ g &\mapsto g\psi(0) = g(1, 0, 0)^T. \end{aligned} \quad (20)$$

Upstairs the source and the target are not points, but are respectively the sets \mathcal{S} and \mathcal{T} of matrices of $SO(3)$ that projected with (20) give rise to $(1, 0, 0)^T$ and $(0, 0, 1)^T$. More precisely we have:

$$\mathcal{S} := \left(\begin{array}{c|c} 1 & 0 \\ \hline 0 & SO(2) \end{array} \right) = SO(2) \subset SO(3), \quad (21)$$

$$\mathcal{T} := g_0 \mathcal{S}, \quad \text{where } g_0 := \begin{pmatrix} 0 & 1 & 0 \\ 0 & 0 & 1 \\ 1 & 0 & 0 \end{pmatrix} \in SO(3), \quad \text{i.e. } \mathcal{T} = \left(\begin{array}{c|c} 0 & SO(2) \\ \hline 1 & 0 \end{array} \right) \quad (22)$$

Notice that \mathcal{S} is a subgroup of $SO(3)$ while \mathcal{T} is not (indeed it is a translation of a subgroup). The problem upstairs is finally:

Problem upstairs (PU) Consider the control system (15), (19) where $u_i(\cdot) \in L^\infty([0, T], \mathbb{R})$ ($i = 1, 2$), $g(\cdot) \in Lip([0, T], SO(3))$. Find the optimal trajectories and controls connecting the source \mathcal{S} to the target \mathcal{T} that minimize respectively the costs (16), (17).

Remark 5 Notice that after elimination of the drift, both control systems (14), (15), and (15), (19) can be rewritten in the form (called distributional):

$$\dot{y} = u_1 F_1(y) + u_2 F_2(y), \quad (23)$$

where $y \in S^+$ downstairs, or $y \in SO(3)$ upstairs and:

$$\begin{aligned} F_1(y) &= \begin{pmatrix} 0 & -1 & 0 \\ 1 & 0 & 0 \\ 0 & 0 & 0 \end{pmatrix} y, \\ F_2(y) &= \begin{pmatrix} 0 & 0 & 0 \\ 0 & 0 & -\alpha \\ 0 & \alpha & 0 \end{pmatrix} y. \end{aligned}$$

A problem with a dynamics as (23) and a cost as (16) belongs to the frameworks of subriemannian geometry and singular-Riemannian geometry (see [3, 29]).

Again using standard arguments of controllability on compact Lie groups and corresponding homogeneous spaces, one gets the following:

Proposition 2 *After elimination of the drift term and reduction to real variables, the control system upstairs (15), (19) (resp. the control system downstairs (14), (15)) is completely controllable from any initial to any final condition on $SO(3)$ (resp. on S^+).*

Remark 6 Notice that both problems **(PD)** and **(PU)** can be seen as minimum time problems on a compact manifold with velocities in a convex compact set (and there is complete controllability). Then, by Filippov Theorem, they have solutions (see for instance [17]).

1.3 Structure of the Paper

In Section 2 we state PMP that is our main tool, and we show that, for our minimization problems, there are not abnormal extremals. In Section 3 we state our main results. In Section 4 we treat the minimum time problem downstairs. In Subsection 4.1 we develop a theory of Time Optimal Syntheses on 2-D manifolds for distributional systems with bounded controls (this section is written in such a way to be as self-consistent as possible) and in the next subsection we build explicitly the time optimal synthesis.

In Section 5, attacking the problem upstairs, we treat the minimum energy problem. We give the explicit expressions of the set of controls, whose corresponding trajectories are optimal and reach every point of S^+ , i.e. they form an optimal synthesis.

2 Pontryagin Maximum Principle

Our main tool is the Pontryagin Maximum Principle (PMP) stated below. For the proof see for instance [1, 27]. In this version the source and the target are not just points, but more general smooth submanifolds. This is useful while working upstairs (where the source and the target are defined respectively by (21) and (22)).

Theorem (Pontryagin Maximum Principle) *Consider the control system $\dot{x} = f(x, u)$ with a cost of the form $\int_0^T f^0(x(t), u(t)) dt$, and initial and final conditions given by $x(0) \in M_{in}$, $x(T) \in M_{fin}$, where x belongs to a manifold M and $u(\cdot) : [0, \infty[\rightarrow U \subset \mathbb{R}^m$. Assume moreover that M , f , f^0 are smooth and that M_{in} and M_{fin} are smooth submanifolds of M .*

*Define for every $(x, \lambda, u) \in T^*M \times U$ the two functions:*

$$\begin{aligned} \mathcal{H}(x, \lambda, u) &:= \langle \lambda, f(x, u) \rangle + \lambda_0 f^0(x, u). \\ \mathcal{H}_M(x, \lambda) &:= \max_{v \in U} \mathcal{H}(x, \lambda, v). \end{aligned} \tag{24}$$

*If the couple $(x(\cdot), u(\cdot)) : [0, T] \rightarrow M \times U$ (with $u(\cdot)$ measurable and essentially bounded, and $x(\cdot)$ Lipschitz) is optimal, then there exists a never vanishing Lipschitz continuous function $(\lambda(\cdot), \lambda_0) : t \in [0, T] \mapsto (\lambda(t), \lambda_0) \in T_{x(t)}^*M \times \mathbb{R}$ (where $\lambda_0 \leq 0$ is a constant) such that for a.e. $t \in [0, T]$ we have:*

$$\text{i) } \dot{x}(t) = \frac{\partial \mathcal{H}}{\partial \lambda}(x(t), \lambda(t), u(t)),$$

$$\text{ii)} \quad \dot{\lambda}(t) = -\frac{\partial \mathcal{H}}{\partial x}(x(t), \lambda(t), u(t)),$$

$$\text{iii)} \quad \mathcal{H}(x(t), \lambda(t), u(t)) = \mathcal{H}_M(x(t), \lambda(t)).$$

$$\text{iiii)} \quad \mathcal{H}_M(x(t), \lambda(t)) = k \geq 0, \text{ where } k \text{ depends on the final time (if it is fixed) or } k = 0 \text{ if it is free.}$$

$$\text{v)} \quad \langle \lambda(0), T_{x(0)}M_{in} \rangle = \langle \lambda(T), T_{x(T)}M_{fin} \rangle = 0 \text{ (transversality conditions).}$$

Remark 7 Notice that condition **i)** is just the dynamics $\dot{x} = f(x, u)$.

Definition 1 The map $\lambda(\cdot) : [0, T] \rightarrow T_{x(t)}^*M$ is called covector. The real-valued map on $T^*M \times U$, defined in (24) is called PMP-Hamiltonian. A trajectory $x(\cdot)$ (resp. a couple $(x(\cdot), \lambda(\cdot))$) satisfying conditions **i)**, **ii)**, **iii)** and **iiii)** is called an extremal (resp. an extremal pair). If $(x(\cdot), \lambda(\cdot))$ satisfies **i)**, **ii)**, **iii)** and **iiii)** with $\lambda_0 = 0$ (resp. $\lambda_0 < 0$), then it is called an abnormal extremal (resp. a normal extremal). An extremal is said to be non trivial if it does not correspond to controls a.e. vanishing. In the following we often refer to non trivial abnormal extremal (NTAE, for short).

Remark 8 Notice that the definition of abnormal extremal does not depend on the cost but only on the dynamics (in fact if $\lambda_0 = 0$, the cost disappears in (24)). For general properties of abnormal extremals, we refer to [6, 29]

Proposition 3 For the control systems downstairs (14), (15), there are no NTAE. The same holds for the control system upstairs (15), (19).

Proof. In these problems, the set of admissible velocities at a point x writes:

$$\{u_1 F_1(x) + u_2 F_2(x) \mid (u_1, u_2) \in U\},$$

where the set of admissible controls U is a subset of \mathbb{R}^2 containing 0 in its interior. This implies that, if there were an abnormal extremal, its covector $\lambda(\cdot)$ should annihilate F_1 and F_2 all along the trajectory, but also, using PMP, their bracket $[F_1, F_2]$. But for both problems **(PD)** and **(PU)**, $(F_1, F_2, [F_1, F_2])$ form a generating family of the tangent space which implies that $\lambda(\cdot) \equiv 0$ all along the trajectory. This is forbidden by the PMP. ■

3 Main Results

In this section we present explicitly the optimal controls steering state 1 to state 3 for our two costs. The optimal syntheses are presented in Sections 4 and 5 and pictured in Figures 5 and 8.

In both cases, all the extremals issued from $(1, 0, 0)^T$ given by the PMP are optimal in S^+ and they leave S^+ in finite time. For the minimum energy problem, there is no cut-locus, i.e. two optimal trajectories starting from the source at time zero, cannot intersect for positive time. On the other side, for the minimum time problem, two optimal trajectories can intersect for $t > 0$, but in this case they coincide before the intersection.

Remark 9 Notice that due to the symmetries of the problem, for both costs, if $(u_1(\cdot), u_2(\cdot)) : [0, T] \rightarrow \mathbb{R} \times \mathbb{R}$ are the optimal controls steering the state 1 to the state 3 and corresponding to a nonisotropic factor α , then $(\bar{u}_1(\cdot), \bar{u}_2(\cdot)) : [0, \alpha T] \rightarrow \mathbb{R} \times \mathbb{R}$, defined by:

$$(\bar{u}_1(t), \bar{u}_2(t)) := (u_2(T - t/\alpha), u_1(T - t/\alpha))$$

are the optimal controls steering the state 1 to the state 3 and corresponding to a nonisotropic factor $1/\alpha$.

3.1 Minimum Time

For the minimum time problem, optimal controls are piecewise constant and the corresponding trajectory is a concatenation of arcs of circle. There are three different cases depending on the value of α :

Case $0 < \alpha < 1$. In this case the minimizer corresponds to the control:

- $u_1(t) = u_2(t) = 1$ for $t \in [0, \frac{\arccos(-\alpha^2)}{\sqrt{1+\alpha^2}}[$. The corresponding trajectory steers the point $(1, 0, 0)^T$ to the point $(0, \sqrt{1-\alpha^2}, \alpha)^T$.
- $u_1(t) = 0, u_2(t) = 1$ for $t \in [\frac{\arccos(-\alpha^2)}{\sqrt{1+\alpha^2}}, \frac{\arccos(-\alpha^2)}{\sqrt{1+\alpha^2}} + \frac{\arccos \alpha}{\alpha}]$. The corresponding trajectory steers the point $(0, \sqrt{1-\alpha^2}, \alpha)^T$ to the point $(0, 0, 1)^T$.

Case $\alpha = 1$. In this case the minimizer corresponds to $u_1(t) = u_2(t) = 1$ for $t \in [0, \frac{\pi}{\sqrt{2}}]$ and steers the state 1 to the state 3.

Case $\alpha > 1$. In this case the minimizer corresponds to:

- $u_1(t) = 1, u_2(t) = 0$ for $t \in [0, \arccos(\frac{1}{\alpha})[$. The corresponding trajectory steers the point $(1, 0, 0)^T$ to the point $(\frac{1}{\alpha}, \sqrt{1 - \frac{1}{\alpha^2}}, 0)^T$.
- $u_1(t) = u_2(t) = 1$ for $t \in [\arccos(\frac{1}{\alpha}), \arccos(\frac{1}{\alpha}) + \frac{1}{\sqrt{1+\alpha^2}} \arccos(-\frac{1}{\alpha^2})]$. The corresponding trajectory steers the point $(\frac{1}{\alpha}, \sqrt{1 - \frac{1}{\alpha^2}}, 0)^T$ to the point $(0, 0, 1)^T$.

3.2 Minimum Energy

For the minimum energy problem, there exists a unique strictly positive number $m_3(0)$ such that the trajectory corresponding to the controls:

$$\begin{aligned} u_1(t) &= v_1(t) \\ u_2(t) &= \frac{1}{\alpha} v_2(t) \end{aligned}$$

where $v_1(t)$ and $v_2(t)$ are given by:

- formulas (78), (79) (were k is given by formula (81)) if $\alpha \leq 1$,
- formulas (82), (83) (were k is given by formula (85)) if $\alpha > 1$,

steers the state $(1, 0, 0)^T$ to the state $(0, 0, 1)^T$ and it is parameterized by arclength.

The parameter $m_3(0)$, appearing in those formulas, should be computed numerically, for instance by the dichotomy method presented in Section 5.3.4.

For the parameter $m_3(0)$ we have the following estimate:

- $\sqrt{\frac{1-\alpha^2}{\alpha^2}} < m_3(0) \leq \sqrt{\frac{4}{3\alpha^2} - 1}$, if $\alpha \leq 1$,
- $m_3(0) \leq \frac{1}{\sqrt{3}}$, if $\alpha > 1$.

The time needed to reach the target is given by formulas (87) if $\alpha \leq 1$ and by formula (89) if $\alpha > 1$.

In the particular case $\alpha = 1$, we recover the results of [11].

4 Minimum Time

4.1 Minimum Time for Distributional Systems on 2-D Manifolds

In this section, we develop a theory of Time Optimal Syntheses on 2-D manifolds for distributional systems with bounded controls.

For this purpose we use ideas similar to those used by Sussmann, Bressan, Piccoli and the first author in [8, 7, 15, 30, 37, 38] for the minimum time stabilization to the origin for the “control affine version” of the same problem ($\dot{x} = F(x) + uG(x)$, $u \in [-1, 1]$, where x belongs to a 2-D-manifold) and recently rewritten in [9].

This section is written to be as self-consistent as possible.

4.1.1 Basic Definitions and PMP

We focus on the following:

Problem (P) *Consider the control system:*

$$\dot{x} = u_1 F_1(x) + u_2 F_2(x), \quad x \in M, \quad |u_i| \leq 1, \quad i = 1, 2, \quad (25)$$

where:

(H0) *M is a smooth two-dimensional manifold. The vector fields $F_1(x)$ and $F_2(x)$ are C^∞ and the control system (25) is complete on M.*

We are interested in the problem of reaching every point of M in minimum time from a source M_{in} that is a smooth submanifold of M.

The theory developed next is then applied to our three-level quantum systems downstairs (cf. (14), (15)):

$$\begin{cases} \dot{\psi} = u_1 F_1(\psi) + u_2 F_2(\psi), & \psi \in S^+, \quad |u_i| \leq 1, \quad i = 1, 2, \\ F_1 = \begin{pmatrix} 0 & -1 & 0 \\ 1 & 0 & 0 \\ 0 & 0 & 0 \end{pmatrix} \begin{pmatrix} \psi_1 \\ \psi_2 \\ \psi_3 \end{pmatrix} = \begin{pmatrix} -\psi_2 \\ \psi_1 \\ 0 \end{pmatrix} = -\psi_2 \frac{\partial}{\partial \psi_1} + \psi_1 \frac{\partial}{\partial \psi_2}, \\ F_2 = \begin{pmatrix} 0 & 0 & 0 \\ 0 & 0 & -\alpha \\ 0 & \alpha & 0 \end{pmatrix} \begin{pmatrix} \psi_1 \\ \psi_2 \\ \psi_3 \end{pmatrix} = \alpha \begin{pmatrix} 0 \\ -\psi_3 \\ \psi_2 \end{pmatrix} = \alpha \left(-\psi_3 \frac{\partial}{\partial \psi_2} + \psi_2 \frac{\partial}{\partial \psi_3} \right). \end{cases} \quad (26)$$

Definition 2 *A control for the system (25) is a measurable function $u(\cdot) = (u_1(\cdot), u_2(\cdot)) : [a_1, a_2] \rightarrow [-1, 1] \times [-1, 1]$. The corresponding trajectory is a Lipschitz continuous map $x(\cdot) : [a_1, a_2] \rightarrow M$ such that $\dot{x}(t) = u_1(t)F_1(x(t)) + u_2(t)F_2(x(t))$ for almost every $t \in [a_1, a_2]$. Since the system is autonomous we can always assume that $[a_1, a_2] = [0, T]$.*

For us a solution to the problem **(P)** is an optimal synthesis that is a collection $\{(x_{x_1}(\cdot), u_{x_1}(\cdot)) : x_1 \in M\}$ of trajectory-control pairs such that $x_{x_1}(0) = x_0$, $x_{x_1}(T) = x_1$, and $x_{x_1}(\cdot)$ is time optimal.

In the following we use the notation $u = (u_1, u_2)$ and (in a local chart) $x = (x_1, x_2)$, $F_1 = ((F_1)_1, (F_1)_2)$, $F_2 = ((F_2)_1, (F_2)_2)$. Let us introduce a definition to describe different types of controls.

Definition 3 *Let $u(\cdot) = (u_1(\cdot), u_2(\cdot)) : [a_1, a_2] \subset [0, T] \rightarrow [-1, 1] \times [-1, 1]$ be a control for the control system (25).*

- *$u(\cdot)$ is said to be a bang control if for almost every $t \in [a_1, a_2]$, $u(t)$ is constant and belongs to a point of the set $\{(-1, -1), (-1, 1), (1, -1), (1, 1)\}$. Similarly $u(\cdot)$ is said to be a u_i -bang control if for almost every $t \in [a_1, a_2]$, $u_i(t)$ is constant and $|u_i(t)| = 1$.*
- *A switching time of $u(\cdot)$ is a time $t \in [a_1, a_2]$ such that for every $\varepsilon > 0$, $u(\cdot)$ is not bang on $(t - \varepsilon, t + \varepsilon) \cap [a_1, a_2]$. Similarly a u_i -switching time of $u(\cdot)$ is a time $t \in [a_1, a_2]$ such that for every $\varepsilon > 0$, $u(\cdot)$ is not u_i -bang on $(t - \varepsilon, t + \varepsilon) \cap [a_1, a_2]$.*

- If $u_A : [a_1, a_2] \rightarrow [-1, 1] \times [-1, 1]$ and $u_B : [a_2, a_3] \rightarrow [-1, 1] \times [-1, 1]$ are controls, their concatenation $u_B * u_A$ is the control:

$$(u_B * u_A)(t) := \begin{cases} u_A(t) & \text{for } t \in [a_1, a_2] \\ u_B(t) & \text{for } t \in [a_2, a_3]. \end{cases}$$

(Notice that in the notation $u_B * u_A$, the control u_A comes first). The control $u(\cdot)$ is called bang-bang if it is a finite concatenation of bang arcs. Similarly one define u_i -bang-bang controls.

- A trajectory of (25) is a bang trajectory, (resp. bang-bang trajectory), if it corresponds to a bang control, (resp. bang-bang control). Similarly one define u_i -bang and u_i -bang-bang trajectories.

A key role is played by the following three functions defined on M :

$$\Delta_A(x) := \det(F_1(x), F_2(x)) = (F_1)_1(F_2)_2 - (F_2)_1(F_1)_2, \quad (27)$$

$$\Delta_{B_1}(x) := \det(F_1(x), [F_1, F_2](x)) = (F_1)_1([F_1, F_2])_2 - ([F_1, F_2])_1(F_1)_2, \quad (28)$$

$$\Delta_{B_2}(x) := \det(F_2(x), [F_1, F_2](x)) = (F_2)_1([F_1, F_2])_2 - ([F_1, F_2])_1(F_2)_2. \quad (29)$$

The sets $\Delta_A^{-1}(0)$, $\Delta_{B_1}^{-1}(0)$, $\Delta_{B_2}^{-1}(0)$ of zeros of these three functions are respectively the set of points where F_1 and F_2 are parallel, the set of points where F_1 is parallel to $[F_1, F_2]$ and the set of points where F_2 is parallel to $[F_1, F_2]$.

Using PMP it turns out (see Section 4.1.2) that these loci are fundamental in the construction of the optimal synthesis. In fact assuming that they are smooth embedded one-dimensional submanifold of M we have the following:

- in each connected region of $M \setminus (\Delta_A^{-1}(0) \cup \Delta_{B_1}^{-1}(0) \cup \Delta_{B_2}^{-1}(0))$, every extremal trajectory is bang-bang with at most two switchings (one of the control u_1 and one of the control u_2). Moreover the possible switchings are determined. More precisely for every $x \in M \setminus (\Delta_A^{-1}(0) \cup \Delta_{B_1}^{-1}(0) \cup \Delta_{B_2}^{-1}(0))$ define the functions:

$$f_i(x) := -\frac{\Delta_{B_i}(x)}{\Delta_A(x)}. \quad (30)$$

If $f_i > 0$ (resp. $f_i < 0$), we have that u_i can only switch from -1 to $+1$ (resp. from $+1$ to -1);

- the support of u_i -singular trajectories (that are trajectories for which the u_i -switching function identically vanishes, and for which u_i can assume values different from ± 1 , see Definition 4 below) is always contained in the set $\Delta_{B_i}^{-1}(0)$.

For the problem **(P)**, the PMP says the following:

Theorem (Pontryagin Maximum Principle for the problem (P)) Consider the control system (25) subject to **(H0)**. Define for every $(x, \lambda, u) \in T^*M \times [-1, 1] \times [-1, 1]$ the two functions:

$$\begin{aligned} \mathcal{H}(x, \lambda, u) &= u_1 < \lambda, F_1(x) > + u_2 < \lambda, F_2(x) > + \lambda_0, \\ \mathcal{H}_M(x, \lambda) &= \max\{\mathcal{H}(x, \lambda, u) : u \in [-1, 1] \times [-1, 1]\}. \end{aligned} \quad (31)$$

If the couple $(x(\cdot), u(\cdot)) : [0, T] \rightarrow M \times [-1, 1] \times [-1, 1]$ is time optimal then there exist a never vanishing Lipschitz continuous covector $\lambda(\cdot) : t \in [0, T] \mapsto \lambda(t) \in T_{x(t)}^*M$ and a constant $\lambda_0 \leq 0$ such that for a.e. $t \in [0, T]$:

- i) $\dot{x}(t) = \frac{\partial \mathcal{H}}{\partial \lambda}(x(t), \lambda(t), u(t))$,
- ii) $\dot{\lambda}(t) = -\frac{\partial \mathcal{H}}{\partial x}(x(t), \lambda(t), u(t)) = -\langle \lambda(t), (u_1(t)\nabla F_1 + u_2(t)\nabla F_2)(x(t)) \rangle$,
- iii) $\mathcal{H}(x(t), \lambda(t), u(t)) = \mathcal{H}_M(x(t), \lambda(t))$,
- iiii) $\mathcal{H}_M(x(t), \lambda(t)) = 0$.
- v) $\langle \lambda(0), T_{x(0)}M_{in} \rangle = 0$ (transversality condition).

Remark 10 In this version of PMP, $\lambda(\cdot)$ is always different from zero otherwise the conditions **iii)**, **iiii)** would imply $\lambda_0 = 0$ (cf. PMP in Section 2).

4.1.2 Switching Functions, Singular Trajectories and Predicting Switchings

In this section we are interested in determining when the controls switch from $+1$ to -1 or viceversa and when they may assume values in $] - 1, +1[$. Moreover we would like to predict which kind of switchings can happen, using properties of the vector fields F_1 and F_2 . A key role is played by the following:

Definition 4 (Switching Functions) *Let $(x(\cdot), \lambda(\cdot))$ be an extremal pair. The corresponding switching functions are defined as $\phi_i(t) := \langle \lambda(t), F_i(x(t)) \rangle$.*

Remark 11 Notice that $\phi_i(\cdot)$ are at least Lipschitz continuous. Moreover using the switching functions, conditions **iii)** and **iiii)** imply:

$$\mathcal{H}(x(t), \lambda(t), u(t)) + \lambda_0 = u_1(t)\phi_1(t) + u_2(t)\phi_2(t) + \lambda_0 = 0 \text{ a.e..} \quad (32)$$

The following Lemma characterizes NTAE.

Lemma 1 *Let $(x(\cdot), \lambda(\cdot))$ (defined on $[a_1, a_2]$) be a non trivial extremal pair. We have:*

1. *$(x(\cdot), \lambda(\cdot))$ is a NTAE, if and only if $\phi_1(\cdot) \equiv \phi_2(\cdot) \equiv 0$ on $[a_1, a_2]$;*
2. *if $(x(\cdot), \lambda(\cdot))$ is a NTAE, then $\text{Supp}(x(\cdot)) \subset \Delta_A^{-1}(0)$;*
3. *if $(x(\cdot), \lambda(\cdot))$ is not a NTAE, then $\phi_1(\cdot)$ and $\phi_2(\cdot)$ never vanish at the same time.*
4. *let $\bar{t} \in [a_1, a_2]$ be a time such that $\phi_1(\bar{t}) = 0$, $x(\bar{t}) \in \Delta_A^{-1}(0)$, $F_1(x(\bar{t})) \neq 0$. Then $(x(\cdot), \lambda(\cdot))$ is a NTAE. The same holds if $\phi_2(\bar{t}) = 0$, $x(\bar{t}) \in \Delta_A^{-1}(0)$, $F_2(x(\bar{t})) \neq 0$*

Proof. Let us prove **1.** The sufficiency is obvious. Let us prove the necessity. Equation (32), with $\lambda_0 = 0$ and **iii)** of PMP, imply that both controls vanish (trivial abnormal extremals) or that $\phi_1(\cdot) \equiv \phi_2(\cdot) \equiv 0$ on $[a_1, a_2]$. Let us prove **2.** From $\phi_1(\cdot) \equiv \phi_2(\cdot) \equiv 0$ we have that $\lambda(\cdot)$ is orthogonal to $F_1(x(\cdot))$ and $F_2(x(\cdot))$. Since $\lambda(\cdot)$ is never vanishing, it follows that $F_1(x(\cdot))$ is parallel to $F_2(x(\cdot))$. To prove **3.**, assume by contradiction that $(x(\cdot), \lambda(\cdot))$ is not a NTAE and that there exists a time \bar{t} for which $\phi_1(\bar{t}) = \phi_2(\bar{t}) = 0$. From (32) there exists a sequence $t_m \nearrow \bar{t}$ such that $u_1(t_m)$ and $u_2(t_m)$ are defined and $u_1(t_m)\phi_1(t_m) + u_2(t_m)\phi_2(t_m) + \lambda_0 = 0$. Since $\phi_i(t_m) \rightarrow 0$, $i = 1, 2$, it follows $\lambda_0 = 0$. Contradiction. To prove **4.**, observe that $\phi_1(\bar{t}) = 0$ implies that $\lambda(\bar{t})$ annihilate $F_1(x(\bar{t}))$. From $x(\bar{t}) \in \Delta_A^{-1}(0)$ we have that $F_2(x(\bar{t}))$ is parallel to $F_1(x(\bar{t}))$, hence $\lambda(\bar{t})$ annihilate also $F_2(x(\bar{t}))$. It follows $\phi_2(\bar{t}) = 0$. From (32) we have $\lambda_0 = 0$. The same proof is valid exchanging the two indexes 1 and 2. ■

Remark 12 Notice that in the proof of **4.**, if $F_1(x(\bar{t})) = 0$, then we cannot conclude.

We recall that for the problem (26), there are no NTAE (cf. Proposition 3). Anyway the presence of NTAE is highly nongeneric also for the general system (25) subject to **(H0)**. In fact let $x(\cdot)$ defined on $[a_1, a_2]$ be a NTAE. Then condition **2.** implies that F_1 and F_2 are parallel along $\text{Supp}(x(\cdot))$. It follows that the distribution restricted to $\text{Supp}(x(\cdot))$ is integrable in the Frobenius sense. Hence also $[F_1, F_2]$ is parallel to F_1 and F_2 along $\text{Supp}(x(\cdot))$. By definition of Δ_{B_i} it follows that $\Delta_A, \Delta_{B_1}, \Delta_{B_2}$ are zero along $x(\cdot)$ (that is clearly a highly non generic situation). Hence we have proved the following:

Lemma 2 *Let $(x(\cdot), \lambda(\cdot))$ (defined on $[a_1, a_2]$) be a NTAE. Then $\text{Supp}(x(\cdot)) \subset \Delta_A^{-1}(0) \cap \Delta_{B_1}^{-1}(0) \cap \Delta_{B_2}^{-1}(0)$.*

The switching functions determine when the controls switch from $+1$ to -1 and viceversa. In fact, from the maximization condition **iii)**, one immediately gets:

Lemma 3 *Let $(x(\cdot), \lambda(\cdot))$ defined on $[0, T]$ be an extremal pair and $\phi_i(\cdot)$ the corresponding switching functions. If $\phi_i(t) \neq 0$ for some $t \in]0, T[$, then there exists $\varepsilon > 0$ such that $x(\cdot)$ corresponds to a constant control $u_i = \text{sgn}(\phi_i)$ on $]t - \varepsilon, t + \varepsilon[$. Moreover if $\phi_i(\cdot)$ has a zero at t , and if $\phi_i(t)$ exists and is strictly greater than zero (resp. smaller than zero) then there exists $\varepsilon > 0$ such that $x(\cdot)$ corresponds to constant control $u_i = -1$ on $]t - \varepsilon, t[$ and to constant control $u_i = +1$ on $]t, t + \varepsilon[$ (resp. to constant control $u_i = +1$ on $]t - \varepsilon, t[$ and to constant control $u_i = -1$ on $]t, t + \varepsilon[$).*

Notice that on every interval where $\phi_i(\cdot)$ has no zero (respectively finitely many zeroes) the corresponding control is u_i -bang (respectively u_i -bang-bang). We are then interested in differentiating ϕ_i . One immediately get:

Lemma 4 *Let $(x(\cdot), \lambda(\cdot))$, defined on $[0, T]$ be an extremal pair and $\phi_i(\cdot)$ the corresponding switching functions. Then it holds a.e:*

$$\dot{\phi}_1(t) = u_2(t) < \lambda(t), [F_2, F_1](x(t)) >, \quad (33)$$

$$\dot{\phi}_2(t) = u_1(t) < \lambda(t), [F_1, F_2](x(t)) >. \quad (34)$$

From Lemma 3 it follows that u_i can assume values different from ± 1 on some interval $[a_1, a_2]$ only if the corresponding switching function vanishes identically there.

Remark 13 Lemma 1 asserts that, if there are no NTAE (as for the system (26)), then u_1 and u_2 never switch at the same time. In this case, from Lemma 4 it follows that in a neighborhood of a u_1 -switching, $\phi_1(t)$ is a \mathcal{C}^1 function. A similar statement holds for $\phi_2(t)$.

Definition 5 *A nontrivial extremal trajectory $x(\cdot)$ defined on $[a_1, a_2]$ is said to be u_i -singular if the corresponding switching function $\phi_i(\cdot)$ vanishes identically on $[a_1, a_2]$.*

Remark 14 From Lemma 1 it follows that $(x(\cdot), \lambda(\cdot))$ is a NTAE if and only if it is a u_1 - u_2 -singular trajectory.

Next we show that out of the set $\Delta_A^{-1}(0) \cup \Delta_{B_1}^{-1}(0) \cup \Delta_{B_2}^{-1}(0)$, only one switching for each control is permitted. Moreover we prove that u_i -singular trajectories must run on the set $\Delta_{B_i}^{-1}(0)$. Let us define two crucial functions.

Definition 6 *On the set of points $x \in M \setminus \Delta_A^{-1}(0)$, the vector fields $F_1(x), F_2(x)$ form a basis of $T_x M$ and we define the scalar functions $f_1(x), f_2(x)$ to be the coefficients of the linear combination: $[F_1, F_2](x) = f_2(x)F_1(x) - f_1(x)F_2(x)$.*

The following Lemma gives a relation between f_1, f_2 , and the functions $\Delta_A, \Delta_{B_1}, \Delta_{B_2}$.

Lemma 5 *Let $x \in M \setminus \Delta_A^{-1}(0)$ then:*

$$f_i(x) = -\frac{\Delta_{B_i}(x)}{\Delta_A(x)}, \quad i = 1, 2. \quad (35)$$

Proof. We have:

$$\begin{aligned} \Delta_{B_1}(x) &= \text{Det}(F_1(x), [F_1, F_2](x)) = \text{Det}(F_1(x), f_2(x)F_1(x) - f_1(x)F_2(x)) \\ &= -f_1(x)\text{Det}(F_1(x), F_2(x)) = -f_1(x)\Delta_A(x), \end{aligned}$$

and similarly for Δ_{B_2} . ■

The function f_1 and f_2 are crucial in studying which kind of switchings can happen near u_i -ordinary points defined next:

Definition 7 *A point $x \in M$ is called a u_i -ordinary point if $x \notin \Delta_A^{-1}(0) \cup \Delta_{B_i}^{-1}(0)$.*

On the set of u_i -ordinary points the structure of optimal trajectories is particularly simple:

Proposition 4 *Let $\Omega \subset M$ be an open connected set made of u_i -ordinary points. Then all nontrivial extremal trajectories $x(\cdot) : [a_1, a_2] \rightarrow \Omega$, are u_i -bang-bang with at most one u_i -switching. Moreover if $f_i > 0$ (resp. $f_i < 0$) in Ω then $x(\cdot)$ corresponds to control u_i that is:*

- a.e. constantly equal to $+1$, or
- a.e. constantly equal to -1 or

- has a $-1 \rightarrow +1$ switching (resp. has a $+1 \rightarrow -1$ switching).

Proof. Fix $i = 1$, the case $i = 2$ being equivalent. Let $x(\cdot) :]a_1, a_2[\rightarrow \Omega$ be an extremal trajectory and $\phi_1(\cdot)$, $i = 1, 2$ the corresponding u_i -switching functions. If $\phi_1(\cdot)$ has no zero, then $x(\cdot)$ is a u_1 -bang and the conclusion follows.

Let t_1 be a zero of $\phi_1(\cdot)$. The time t_1 cannot be a zero of $\phi_2(\cdot)$ otherwise $x(t_1)$ could not be a u_i -ordinary point (by Lemma 1 we would have $\Delta_A(x(t_1)) = 0$). From Lemma 4 it follows that $\phi_1(\cdot)$ is \mathcal{C}^1 in a neighborhood of t_1 . Moreover t_1 cannot be a zero of $\dot{\phi}_1(\cdot)$ otherwise $x(t_1)$ could not be a u_1 -ordinary point (we would have $\Delta_{B_1}(x(t_1)) = 0$). Since in a neighborhood of t_1 , u_2 is a.e. constantly equal to $\bar{u} \in \{\pm 1\}$, we can set $u_2(t_1) = \bar{u}$. We have:

$$\begin{aligned} \dot{\phi}_1(t_1) &= u_2(t_1) < \lambda(t_1), [F_2, F_1](x(t_1)) > = u_2(t_1) < \lambda(t_1), (-f_2 F_1 + f_1 F_2)(x(t_1)) > \\ &= u_2(t_1) f_1(x(t_1)) < \lambda(t_1), F_2(x(t_1)) > = u_2(t_1) f_1(x(t_1)) \phi_2(t_1). \end{aligned} \quad (36)$$

Now from Lemma 3 we have that $\text{sgn}(u_2(t_1)) = \text{sgn}(\phi_2(t_1))$, and since $\phi_2(t_1) \neq 0$ it follows $\text{sgn}(\dot{\phi}_1(t_1)) = \text{sgn}(f_1(x(t_1)))$. Using again Lemma 3, it follows that if $f_1 > 0$ (resp. $f_1 < 0$) then we can have only a $-1 \rightarrow +1$ switching (resp. a $+1 \rightarrow -1$ switching). A similar proof can be done for a zero of ϕ_2 . ■

We are now interested in properties of u_i -singular trajectories.

Lemma 6 *Let $(x(\cdot), \lambda(\cdot))$ be a u_i -singular trajectory on $[a_1, a_2]$, then $\text{Supp}(x(\cdot)|_{[a_1, a_2]}) \subset \Delta_{B_i}^{-1}(0)$.*

Proof. If $(x(\cdot), \lambda(\cdot))$ is a NTAE, the conclusion follows from Lemma 2. Assume now that $(x(\cdot), \lambda(\cdot))$ is not a NTAE.

To simplify the notation assume $i = 1$, the case $i = 2$ being similar. From $\phi_1(\cdot) = < \lambda(\cdot), F_1(x(\cdot)) > \equiv 0$ on $[a_1, a_2]$ we have that $\dot{\phi}_1(\cdot) = u_2(\cdot) < \lambda(\cdot), [F_2, F_1](x(\cdot)) > \equiv 0$ a.e. in $[a_1, a_2]$. Since $(x(\cdot), \lambda(\cdot))$ is not a NTAE, it follows that u_2 is a.e. equal to $+1$ or -1 in $[a_1, a_2]$. Therefore $\lambda(\cdot)$ is orthogonal both to $F_1(x(\cdot))$ and $[F_1, F_2](x(\cdot))$. Being $\lambda(\cdot)$ non trivial then $F_1(x(\cdot))$ is parallel to $[F_1, F_2](x(\cdot))$. It follows the conclusion. ■

Lemma 7 *Let $(x(\cdot), \lambda(\cdot))$ be a u_1 -singular trajectory (resp. a u_2 -singular trajectory) on $[a_1, a_2]$. Assume $< \nabla \Delta_{B_1}(x(t)), F_1(x(t)) > \neq 0$ (resp. $< \nabla \Delta_{B_2}(x(t)), F_2(x(t)) > \neq 0$) and define respectively the functions:*

$$\varphi_1(t) = -u_2(t) \frac{< \nabla \Delta_{B_1}(x(t)), F_2(x(t)) >}{< \nabla \Delta_{B_1}(x(t)), F_1(x(t)) >}, \quad (37)$$

$$\varphi_2(t) = -u_1(t) \frac{< \nabla \Delta_{B_2}(x(t)), F_1(x(t)) >}{< \nabla \Delta_{B_2}(x(t)), F_2(x(t)) >}. \quad (38)$$

Then $\varphi_1(\cdot)$ (resp. $\varphi_2(\cdot)$) satisfies $|\varphi_1(t)| \leq 1$ (resp. $|\varphi_2(t)| \leq 1$) a.e. in $[a_1, a_2]$. Moreover $x(\cdot)$ corresponds to the control $(\varphi_1(\cdot), u_2(\cdot))$ (resp. $(u_1(\cdot), \varphi_2(\cdot))$) in $[a_1, a_2]$.

Proof. Assume $i = 1$, the case $i = 2$ being similar. Let $u_1(\cdot), u_2(\cdot)$ be the controls corresponding to $x(\cdot)$, that is $\dot{x}(t) = u_1(t)F_1(x(t)) + u_2(t)F_2(x(t))$, for almost every t . From $\Delta_{B_1}(x(t)) = 0$, we have for a.e. t :

$$0 = \frac{d}{dt} \Delta_{B_1}(x(t)) = \nabla \Delta_{B_1}(x(t)) \cdot (u_1(t)F_1(x(t)) + u_2(t)F_2(x(t))).$$

This means that $u_1(t) = \varphi_1(t)$. The condition $|\varphi_1(t)| \leq 1$ is simply a consequence of the fact that, by assumption, $x(\cdot)$ is an admissible trajectory. ■

Remark 15 Notice that the three functions $\Delta_A, \Delta_{B_1}, \Delta_{B_2}$ are not invariant by change of coordinates and/or orientation of S^+ . Anyway the sets of their zeros, the functions f_i (see Definition 6) and the functions φ_i (see Lemma 7) do not depend on the coordinate system.

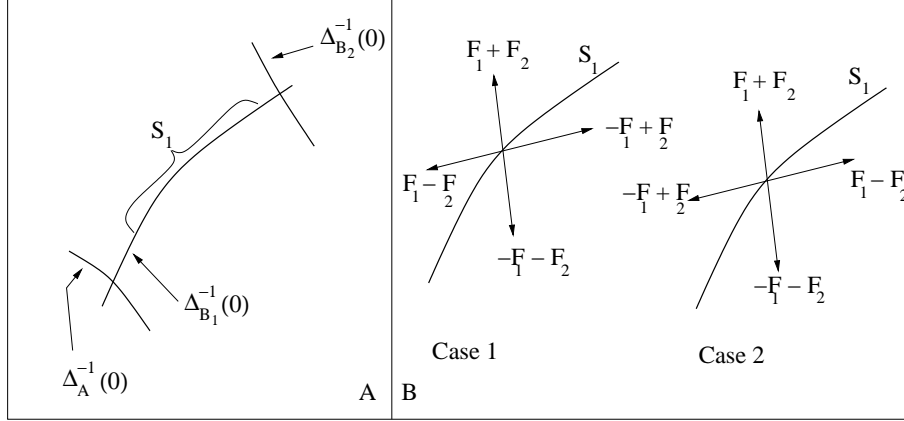


Figure 1: Hypotheses on $\Delta_{B_1}^{-1}(0)$ (Figure A) and possible positions of the vector fields F_1 and F_2 on $\Delta_{B_1}^{-1}(0)$ (Figure B)

4.1.3 More on Singular Trajectories

From Lemma 6 it follows that the condition $\Delta_{B_i}^{-1}(0) \neq \emptyset$ is necessary for the presence of a u_i -singular trajectory. Anyway in general it is not sufficient. It may very well happen that $\Delta_{B_i}^{-1}(0) \neq \emptyset$ and no singular trajectory is running on it. Another common situation is that a singular trajectory is running just a subset of $\Delta_{B_i}^{-1}(0)$.

The descriptions of singular trajectories is very intricate in general (see for instance [9] for the control affine case). Here we describe what happens in the simplest case (that is enough for what follows) i.e. when we restrict to a subset S_1 (resp. S_2) of $\Delta_{B_1}^{-1}(0)$ (resp. $\Delta_{B_2}^{-1}(0)$) satisfying the following conditions:

- (C1) S_1 (resp. S_2) is a smooth one-dimensional connected embedded submanifold of M ,
- (C2) S_1 does not intersect $\Delta_A^{-1}(0)$ and $\Delta_{B_2}^{-1}(0)$ (resp. S_2 does not intersect $\Delta_A^{-1}(0)$ and $\Delta_{B_1}^{-1}(0)$),
- (C3) S_1 is not tangent to the vectors $F_1 + F_2$ and $-F_1 + F_2$ (resp. S_2 is not tangent to the vectors $F_1 + F_2$ and $F_1 - F_2$),
- (C4) f_1 (resp. f_2) changes sign on S_1 (resp. S_2).

See Figure 1 A.

Let us treat the case of S_1 , being the case of S_2 similar. First observe that, if a u_1 -singular trajectory defined in $[a_1, a_2]$ is running on S_1 , then u_2 cannot switch on $[a_1, a_2]$, otherwise, by Lemma 1, $x(\cdot)$ would be a NTAE (and this is not the case thanks to (C2)). Assume, for instance, $u_2 = 1$.

Due to (C3), $F_1 + F_2$ and $-F_1 + F_2$ point either on opposite, or on the same sides of S_1 (see Figure 1 B, cases 1 and 2). Since the admissible velocities belong to the segment joining $F_1 + F_2$ and $-F_1 + F_2$ it follows that only in case 1 of Figure 1 B is possible to run on S_1 .

Moreover, using a similar argument to that of Lemma 12 p.47 of [9], one can prove that if $f_1 < 0$ on the side where $F_1 + F_2$ points, then a trajectory running on S_1 cannot be optimal.

These facts are collected in the following:

Lemma 8 *Let S_1 (resp. S_2) be a subset of M satisfying conditions (C1), (C2), (C3), (C4) above. Then on S_1 (resp. on S_2) cannot run an optimal u_1 -singular trajectory (resp. an optimal u_2 -singular trajectory) if (at least) one of the two condition is satisfied.*

- OO1 $F_1 + F_2$ and $-F_1 + F_2$ (resp. $F_1 + F_2$ and $F_1 - F_2$) point on the same side of S_1 (resp. S_2);
- OO2 $F_1 + F_2$ and $-F_1 + F_2$ point on opposite sides of S_1 (resp. $F_1 + F_2$ and $F_1 - F_2$ point on opposite sides of S_2), and in a neighborhood of S_1 (resp. S_2) we have the following. On the side where points $F_1 + F_2$, we have $f_1 < 0$ (resp. $f_2 < 0$).

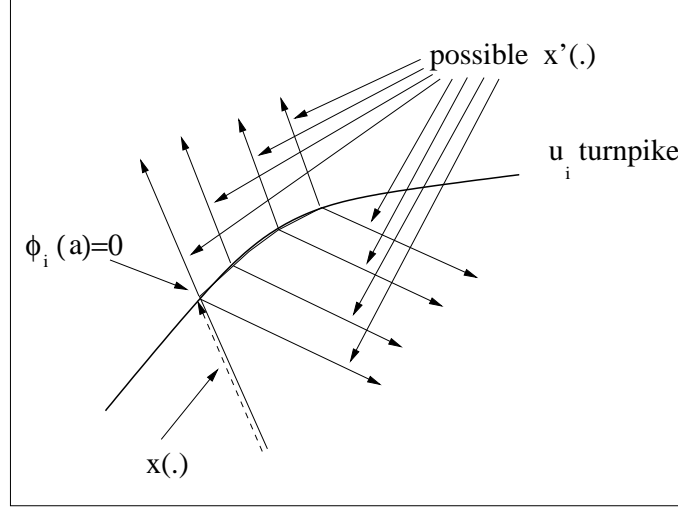


Figure 2: Shape of the synthesis in a neighborhood of a point where a trajectory is becoming u_i -singular

If on S_1 (resp. on S_2) **OO1** and **OO2** are not satisfied (that means that S_1 is a candidate optimal trajectory) then following [9] we call S_1 a u_1 -turnpike (resp. a u_2 -turnpike).

An extremal trajectory $x(\cdot)$, corresponding to control u_1 constantly equal to +1 or -1 and reaching a u_1 -turnpike at a point $\bar{x} = x(\bar{t})$, can enter it only if the corresponding u_1 -switching function is vanishing at \bar{t} , otherwise, after \bar{t} , it will correspond to the same control.

Moreover, using an argument similar to that of Lemma 11 p.46 of [9] one can prove that if an extremal trajectory enters a turnpike, then it can exit it with control +1 or -1 at every successive time.

These facts are stated in the following Lemma, and illustrated in Figure 2.

Lemma 9 *Let $(x(\cdot), \lambda(\cdot))$ defined on $[0, a]$ be an extremal pair that verifies $x(a) = \bar{x}$, $\bar{x} \in S_i$ where S_i is a u_i -turnpike, and assume that $\phi_i(a) = \langle \lambda(a), F_i(x(a)) \rangle = 0$. Moreover let b, c two real numbers, sufficiently close to a , such that $a \leq b < c$, and let $x'(\cdot) : [0, c] \rightarrow M$ be a trajectory such that:*

- $x(\cdot)'|_{[0, a]} = x(\cdot)$,
- $x(\cdot)'([a, b]) \subset S_i$.
- $x(\cdot)'|_{[b, c]}$ correspond to constant control +1 or to constant control -1.

Then $x(\cdot)'$ is extremal. Moreover if $\phi'_i(\cdot)$ is the u_i -switching function corresponding to $x'(\cdot)$ then $\phi'_i|_{[a, b]} \equiv 0$.

Remark 16 For the problem **(P)**, under generic conditions on the vector fields F_1 and F_2 , one can make the complete classification of synthesis singularities, stable synthesis, singularities of the minimum time wave fronts, with the same techniques used in [9].

4.2 Time Optimal Synthesis for the 3-Level Quantum System

In this section, we apply the theory develop in Section 4.1 to the system (26). Here our source is the point $(1, 0, 0)^T$ and the task is to reach the target $(0, 0, 1)^T$ in minimum time.

As explained in Remark 4, the first step is to compute all extremal trajectories in S^+ . Then we have to select, among all extremal trajectories reaching the target, the one having smallest cost.

Since it turns out that all these trajectories are optimal (because all extremals passing through a point of $S^+ \setminus \{(1, 0, 0)^T\}$ coincide before this point) it follows global optimality, and we get the complete time optimal synthesis in S^+ .

When one is dealing with a minimum time problem for a linear system $\dot{x} = Ax + Bu$, $x \in \mathbb{R}^2$, $A \in \mathbb{R}^2$, $B \in \mathbb{R}^2$, $u \in [-1, 1]$, the equation for $\lambda(\cdot)$, given my PMP, is decoupled from the equation for $x(\cdot)$ and does not contain the control, so for every value of $\lambda(0)$ one can compute $\lambda(t)$ and the corresponding switching function $\langle \lambda(t), B \rangle$ from which one determines the value of the control. For our problem (26), as consequence of bilinearity, the equation for $\lambda(\cdot)$ does not depend on $x(\cdot)$, but still contains the control. For this reason we have to use the theory developed before, that uses the functions $\Delta_A, \Delta_{B_i}, f_i$.

One of the most important points is to prove that there is no chattering (i.e. an infinite concatenation of bang and/or singular arcs in finite time). In synthesis theory this step is called the finite dimensional reduction because it permits to restrict the set of candidate optimal trajectories to a family of trajectories parameterized by a finite number of parameters (the switching times). The absence of chattering is proved in Proposition 8. Thanks to that, we will be able to prove that every optimal control is piecewise constant and this permits to solve explicitly the equation for λ (see Section 4.2.2).

4.2.1 Preliminary Computations and Facts

From (26) we have in the standard coordinates of \mathbb{R}^3 :

$$[F_1, F_2](\psi) = \alpha \left(-\psi_3 \frac{\partial}{\partial \psi_1} + \psi_1 \frac{\partial}{\partial \psi_3} \right), \quad (39)$$

$$\Delta_A = \alpha \psi_2, \quad (40)$$

$$\Delta_{B_1} = \alpha \psi_1, \quad (41)$$

$$\Delta_{B_2} = -\alpha^2 \psi_3. \quad (42)$$

Hence:

$$\Delta_A^{-1}(0) = \{\psi \in S^+ \mid \psi_2 = 0\}, \quad (43)$$

$$\Delta_{B_1}^{-1}(0) = \{\psi \in S^+ \mid \psi_1 = 0\}, \quad (44)$$

$$\Delta_{B_2}^{-1}(0) = \{\psi \in S^+ \mid \psi_3 = 0\}. \quad (45)$$

They form the boundary of S^+ . Using Lemma 6, the two sets $\Delta_{B_1}^{-1}(0)$, $\Delta_{B_2}^{-1}(0)$ permit to locate singular trajectories (if they exist). Now we want to compute the values of the singular controls i.e. the functions φ_1 and φ_2 defined in Lemma 7. They are identically equal to 0 where they are defined. Indeed $\Delta_{B_1} = -\alpha \psi_1$, hence F_2 is orthogonal to $\nabla \Delta_{B_1}$ on $\Delta_{B_1}^{-1}(0)$. Notice that φ_1 is not defined when F_1 is also orthogonal to the gradient of Δ_{B_1} , (hence when F_1 and F_2 are parallel, that is along $\Delta_A^{-1}(0)$), anyway at these points φ_1 can be defined by its limit. A similar computation works for φ_2 . These facts are collected in the following:

Proposition 5 *If an extremal trajectory $x(\cdot)$ is u_1 -singular (resp. u_2 -singular) in $[a_1, a_2] \subset [0, T]$, then, in $[a_1, a_2]$, it corresponds to control u_1 (resp. u_2) equal to zero and its support belongs to $\Delta_{B_1}^{-1}(0)$ (resp. $\Delta_{B_2}^{-1}(0)$), i.e. the circle of equation $\psi_1 = 0$ (resp. $\psi_3 = 0$).*

Now let us study which switchings are admitted. In S^+ we have:

$$f_1(\psi) = -\frac{\psi_1}{\psi_2} < 0, \text{ where } \psi_2 \neq 0, \psi_1 \neq 0$$

$$f_2(\psi) = \alpha \frac{\psi_3}{\psi_2} > 0, \text{ where } \psi_2 \neq 0, \psi_3 \neq 0$$

Remark 17 Using the sign of these two functions one immediately check that in S^+ the set $\Delta_{B_1}^{-1}(0) \setminus \{(0, 1, 0)^T, (0, 0, 1)^T\}$ is a u_1 -turnpike and the set $\Delta_{B_2}^{-1}(0) \setminus \{(1, 0, 0)^T, (0, 1, 0)^T\}$ is a u_2 -turnpike.

Hence using Lemma 4 we get:

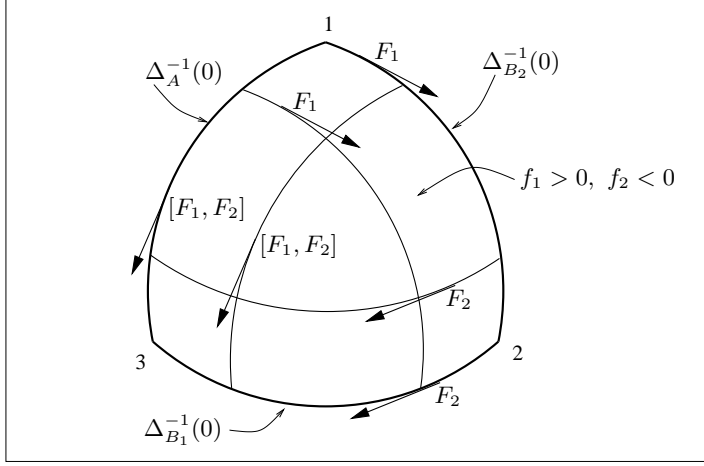


Figure 3: The vector fields F_1 , F_2 , $[F_1, F_2]$, the sets $\Delta_A^{-1}(0)$, $\Delta_{B_1}^{-1}(0)$, $\Delta_{B_2}^{-1}(0)$, and the functions f_1 and f_2 on S^+ .

Proposition 6 *In $S^+ \setminus (\Delta_A^{-1}(0) \cup \Delta_{B_1}^{-1}(0))$ (resp. $S^+ \setminus (\Delta_A^{-1}(0) \cup \Delta_{B_2}^{-1}(0))$) every extremal trajectory has at most one u_1 -switching (resp. one u_2 -switching) according to the following rules:*

$$u_1 : +1 \longrightarrow -1, \quad (\text{resp. } u_2 : -1 \longrightarrow +1).$$

The following proposition shows a preliminary fact useful to prove that there is no chattering.

Proposition 7 *Let $(x(\cdot), \lambda(\cdot))$ defined on $[0, T]$ be a non trivial extremal pair. Let $\bar{t} \in [0, T]$ be such that $x(\bar{t}) \in \Delta_A^{-1}(0) \setminus \{(0, 0, 1)^T\}$ (resp. $x(\bar{t}) \in \Delta_A^{-1}(0) \setminus \{(1, 0, 0)^T\}$). Then $\phi_1(x(\bar{t})) \neq 0$ (resp. $\phi_2(x(\bar{t})) \neq 0$).*

Proof. since there is no NTAE, using 4. of Lemma 1 it follows the conclusion. ■

The next proposition shows that every extremal is a finite concatenation of bang and singular arcs.

Proposition 8 *Let $(x(\cdot), \lambda(\cdot))$ defined on $[0, T]$ be a nontrivial extremal pair. Then it does not exist any chattering time (i.e. a time $\bar{t} \in [0, T]$ such that there exists a nontrivial sequence t_n , tending to \bar{t} , with u_1 or u_2 being not a.e. constant on any neighborhood of t_n).*

Proof. Let us make the proof for u_2 , being the proof for u_1 equivalent.

Assume by contradiction that there exists a time $\bar{t} \in [0, T]$ of u_2 -chattering and that the chattering is on the left of \bar{t} , being the opposite case equivalent.

By Proposition 6, $x(\bar{t})$ is not in $S^+ \setminus (\Delta_A^{-1}(0) \cup \Delta_{B_2}^{-1}(0))$. Moreover since $\phi_2(\bar{t}) = 0$, by Proposition 7 we have that $x(\bar{t})$ does not belong to $\Delta_A^{-1}(0) \setminus \{(1, 0, 0)^T\}$. Hence $x(\bar{t}) \in \Delta_{B_2}^{-1}(0)$.

We claim that there are two times τ_1 and τ_2 such that $0 < \tau_1 < \tau_2 < \bar{t}$, $x(\tau_1) \in \Delta_{B_2}^{-1}(0)$ and $x(\tau_2) \notin \Delta_{B_2}^{-1}(0)$. Indeed, if it is not the case, then on some interval $]\bar{t} - \varepsilon, \bar{t}[$ ($\varepsilon > 0$), the support of $x(\cdot)$ is included in $\Delta_{B_2}^{-1}(0)$ or in $S^+ \setminus \Delta_{B_2}^{-1}(0)$ and in both cases there is no chattering.

As a consequence of the form of the dynamics (see Figure 5), in S^+ , an extremal can leave and come back to $\Delta_{B_2}^{-1}(0)$ only having a $+1 \rightarrow -1$ switching of u_2 in $S^+ \setminus \Delta_{B_2}^{-1}(0)$ which is forbidden by Proposition 6. ■

Remark 18 Thanks to Propositions 5 and 8, every extremal trajectory corresponds to piecewise constant controls, i.e. it is a finite concatenation of arc of circles.

Remark 19 Once the control u_1 (resp. u_2) takes value -1 (resp. 1) on a nontrivial interval of time, it will not switch after. Indeed, outside $\Delta_{B_1}^{-1}(0)$ (resp. $\Delta_{B_2}^{-1}(0)$) it cannot switch (see Proposition 6), and the trajectory cannot reach $\Delta_{B_1}^{-1}(0)$ (resp. $\Delta_{B_2}^{-1}(0)$) with control $u_1 = -1$ (resp. $u_2 = 1$).

4.2.2 Construction of the Synthesis

In the following we construct the complete time optimal synthesis.

First we write a (linear) system of equation for the switching functions and its solutions along a bang or singular arc, that can be easily verified:

Proposition 9 *Let $(x(\cdot), \lambda(\cdot))$ defined on $[0, T]$ be a nontrivial extremal pair. Recall that $\phi_i(\cdot) = \langle \lambda(\cdot), F_i(x(\cdot)) \rangle$, $i = 1, 2$ and define $\phi_3(\cdot) = \langle \lambda(\cdot), [F_1, F_2](x(\cdot)) \rangle$. Then, along a bang or a singular arc, the triplet (ϕ_1, ϕ_2, ϕ_3) is solution of the time-invariant ODE:*

$$\begin{cases} \dot{\phi}_1 = -u_2 \phi_3 \\ \dot{\phi}_2 = u_1 \phi_3 \\ \dot{\phi}_3 = \alpha^2 u_2 \phi_1 - u_1 \phi_2 \end{cases} \quad (46)$$

i.e. we have:

$$\begin{pmatrix} \phi_1(t) \\ \phi_2(t) \\ \phi_3(t) \end{pmatrix} = R(t) \begin{pmatrix} \phi_1(0) \\ \phi_2(0) \\ \phi_3(0) \end{pmatrix} \quad (47)$$

where:

$$R(t) = \begin{pmatrix} \frac{u_1^2 + \alpha^2 u_2^2 \cos(t \sqrt{u_1^2 + \alpha^2 u_2^2})}{u_1^2 + \alpha^2 u_2^2} & - \left(\frac{u_1 u_2 (-1 + \cos(t \sqrt{u_1^2 + \alpha^2 u_2^2}))}{u_1^2 + \alpha^2 u_2^2} \right) & - \left(\frac{u_2 \sin(t \sqrt{u_1^2 + \alpha^2 u_2^2})}{\sqrt{u_1^2 + \alpha^2 u_2^2}} \right) \\ - \left(\frac{\alpha^2 u_1 u_2 (-1 + \cos(t \sqrt{u_1^2 + \alpha^2 u_2^2}))}{u_1^2 + \alpha^2 u_2^2} \right) & \frac{\alpha^2 u_2^2 + u_1^2 \cos(t \sqrt{u_1^2 + \alpha^2 u_2^2})}{u_1^2 + \alpha^2 u_2^2} & \frac{u_1 \sin(t \sqrt{u_1^2 + \alpha^2 u_2^2})}{\sqrt{u_1^2 + \alpha^2 u_2^2}} \\ \frac{\alpha^2 u_2 \sin(t \sqrt{u_1^2 + \alpha^2 u_2^2})}{\sqrt{u_1^2 + \alpha^2 u_2^2}} & - \left(\frac{u_1 \sin(t \sqrt{u_1^2 + \alpha^2 u_2^2})}{\sqrt{u_1^2 + \alpha^2 u_2^2}} \right) & \cos(t \sqrt{u_1^2 + \alpha^2 u_2^2}) \end{pmatrix} \quad (48)$$

Since there is no chattering, we have:

Proposition 10 *For small time, every extremal trajectory $x(\cdot)$ such that $x(0) = (1, 0, 0)^T$, corresponds to controls $(u_1, u_2) = (1, 0)$ or to control $(u_1, u_2) = (1, 1)$.*

Proof. Since $(1, 0, 0)^T \notin \Delta_{B_1}^{-1}(0)$, u_1 cannot be zero for small times. Moreover $u_1 = -1$ or $u_2 = -1$ do not permit to $x(\cdot)$ to enter S^+ . ■

Remark 20 Notice that, since F_1, F_2 and $[F_1, F_2]$ is a generating family of the tangent space, the knowledge of λ is equivalent to the knowledge of (ϕ_1, ϕ_2, ϕ_3) . Since the initial covector $\lambda(0)$ is free, one have some freedom on the choice of $(\phi_1(0), \phi_2(0), \phi_3(0))$. More precisely, starting from the point $(1, 0, 0)^T$, we have $\phi_2(0) = 0$ (because $F_2 = 0$), $\phi_1(0) > 0$ (otherwise u_1 would not be 1 for small time) and $\phi_3(0)$ is free. Moreover, since the covector is defined up to a positive constant, we can normalize $\phi_1(0) = 1$.

Notice also that a u_1 -singular (resp. u_2 -singular) extremal defined on $[a, b]$ has $\phi_1(\cdot) = \phi_3(\cdot) = 0$ (resp. $\phi_2(\cdot) \equiv \phi_3(\cdot) \equiv 0$) on $[a, b]$.

In the following propositions, we study in details the two extremals starting from $(1, 0, 0)^T$ and corresponding to controls $(1, 0)$ and $(1, 1)$ and the possible switchings along them. Notice that if $\alpha < 1$ then the trajectory corresponding to controls $u_1 = u_2 = 1$ intersects the boundary of S^+ on $\Delta_{B_1}^{-1}(0)$ while if $\alpha > 1$ it intersects the boundary of S^+ on $\Delta_A^{-1}(0)$. See Figure 4.2.2.

Proposition 11 *The trajectory starting from $(1, 0, 0)^T$ and corresponding to control $u_1 = +1, u_2 = 0$ (that is a u_2 -singular trajectory) is extremal up to time $\pi/2$ (i.e. until it leaves S^+). Moreover for every $a \in]0, \pi/2[$ there exists $\varepsilon > 0$ sufficiently small such that the trajectory starting from $(1, 0, 0)^T$ and corresponding to control $(1, 0)$ in $[0, a]$ and to control $(1, 1)$ in $]a, a + \varepsilon]$ is extremal.*

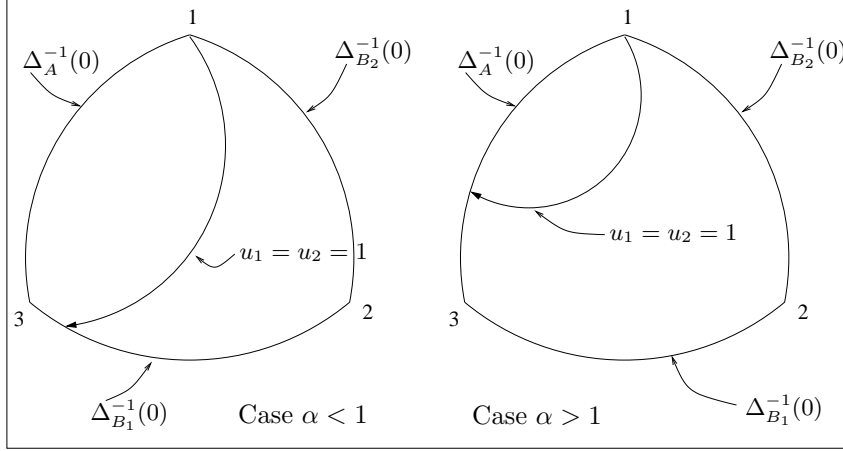


Figure 4: The trajectories starting from the point $(1, 0, 0)^T$ and corresponding to controls $(u_1, u_2) = (1, 1)$

Proof. The first claim is immediately checked by plugging $u_1 = 1, u_2 = 0$ inside the equations (47) and (48) for time $t \in [0, \frac{\pi}{2}]$, and choosing initial covector in such a way that $\phi_1(0) = 1$ and $\phi_2(0) = \phi_3(0) = 0$. Since along this extremal the $\phi_i(\cdot)$ are constant it follows that the trajectory starting from $(1, 0, 0)^T$ and corresponding to control $u_1 = +1, u_2 = 0$ is extremal until it leaves S^+ .

The second claim can be seen as a consequence of Lemma 9. Anyway, it can be check directly by setting $\phi_1(0) = 1, \phi_2(0) = \phi_3(0) = 0$ and plugging $u_1 = 1, u_2 = 0$ inside the equation (47) and (48) for time $t \in [0, a]$ and $u_1 = 1, u_2 = 1$ for time $t \in]a, a + \varepsilon]$. Finally one have to check that $\phi_1(\cdot)$ and $\phi_2(\cdot)$ remain positive for an ε small enough. \blacksquare

Similarly one get the following:

Proposition 12 *The trajectory starting from $(1, 0, 0)^T$ and corresponding to control $u_1 = +1, u_2 = +1$ is extremal up to time T_α where:*

$$T_\alpha = \begin{cases} \frac{\arccos(-\alpha^2)}{\sqrt{1+\alpha^2}} & \text{if } \alpha \leq 1 \\ \frac{1}{\sqrt{1+\alpha^2}} \arccos(-\frac{1}{\alpha^2}) & \text{if } \alpha \geq 1 \end{cases} \quad (49)$$

(Notice that if $\alpha \leq 1$, T_α is the time in which the curve reaches $\Delta_{B_1}^{-1}(0)$ and leaves S^+ .) Moreover for every $0 < a < T_\alpha$ there exists $\varepsilon > 0$ sufficiently small such that the trajectory starting from $(1, 0, 0)^T$ and corresponding to controls $(u_1, u_2) = (1, 1)$ in $[0, a]$ and to controls $(u_1, u_2) = (-1, 1)$ in $]a, a + \varepsilon]$ is extremal. The same happen if $a = T_\alpha$ and $\alpha \neq 1$.

In the following we call γ^{++} defined on $[0, T_\alpha]$, the extremal trajectory starting from $(1, 0, 0)^T$ and corresponding to controls $(u_1, u_2) = (1, 1)$.

In the two following propositions we prolong most of the extremals built in Propositions 11 and 12.

Proposition 13 *Let $(x(\cdot), \lambda(\cdot))$ be a nontrivial extremal pair starting from $(1, 0, 0)^T$, corresponding to controls $(u_1, u_2) = (1, 0)$ in the interval $[0, a]$ ($0 < a < \frac{\pi}{2}$) and switching to controls $(1, 1)$ at time a . Then:*

- A. *If $\alpha \leq 1$, there is no other switching before leaving S^+ .*
- B. *If $\alpha > 1$ and $a \geq \arccos(\frac{1}{\alpha})$, there is no other switching before leaving S^+ .*
- C. *If $\alpha > 1$ and $a < \arccos(\frac{1}{\alpha})$, then the control u_1 switches to -1 at time $a + T_\alpha$ and there is no other switching before leaving S^+ .*

Proof. First remember that after time a , the control u_2 does not switch (see Remark 19).

Since $x(\cdot)$ is u_2 -singular in $[0, a]$ and correspond to control $u_1 = 1$, we have $\phi_1(a) = 1$ and $\phi_2(a) = \phi_3(a) = 0$. Using equation (47) and (48) one easily checks when ϕ_1 changes of sign. This allows to check if there is a u_1 -switching before leaving S^+ .

Moreover remember that once $(u_1, u_2) = (-1, 1)$ then there is no more switching (see Remark 19). This allows to conclude for the last claim. ■

Remark 21 Notice that in case **C**. the set of points where the extremal trajectories are switching from controls $(1, 1)$ to $(-1, 1)$ describes a curve that is a great arc of circle between the points $\gamma^{++}(T_\alpha)$ and the target $(0, 0, 1)^T$. Indeed this is a consequence of the fact that the time between $\Delta_{B_2}^{-1}(0)$ (which is a great arc of circle) and the u_1 -switching is constant.

Similarly one gets:

Proposition 14 *Let $(x(\cdot), \lambda(\cdot))$ be an extremal pair, starting from $(1, 0, 0)^T$, corresponding to controls $(1, 1)$ in $[0, a]$ with $a \leq T_\alpha$ and switching to controls $(-1, 1)$ at time a . Then it is extremal until it leaves S^+ by reaching $\Delta_A^{-1}(0)$.*

The following proposition concludes the construction of all extremal trajectories. The proof is similar to the proofs above and it is left to the reader.

Proposition 15 *In the case $\alpha < 1$, for every $a \in [T_\alpha, T_\alpha + T'_\alpha]$ where $T'_\alpha = \frac{\arccos(\alpha)}{\alpha}$ the trajectory starting from $((1, 0, 0)^T)$ and corresponding to controls:*

- $(u_1, u_2) = (1, 1)$ for $t \in [0, T_\alpha]$
- $(u_1, u_2) = (1, 0)$ for $t \in]T_\alpha, a[$
- $(u_1, u_2) = (1, -1)$ for $t \in [a, b]$, where b is the last time in which the trajectory stays in S^+ .

is extremal.

The previous propositions describe all the possible extremals starting from $(1, 0, 0)^T$. They are pictured in Figure 5. One immediately check the following:

Claim: Each point of S^+ is reached by an extremal trajectory. Moreover all the extremal trajectories reaching a fixed point, coincide before that point. This allows to conclude that all these extremals are in fact optimal and we have built the complete time optimal synthesis for the system (26) starting from $(1, 0, 0)^T$.

Notice that the only points reached by more than one extremal are on $Supp(\gamma^{++})$ and on the support of singular trajectories.

These facts are collected in the following:

Theorem 1 *The set of trajectories starting from $(1, 0, 0)^T$ and corresponding to the controls given below is a time optimal synthesis for the system (26).*

In the sequel we denote by T the last time in which the control is defined, that is the last time in which the corresponding trajectory stays in S^+ .

Case $\alpha < 1$

$$(u_1, u_2) = \begin{cases} (1, 0) \text{ for } t \in [0, a] \text{ with } a \in [0, \frac{\pi}{2}], \\ (1, 1) \text{ for } t \in]a, T]. \end{cases}$$

$$(u_1, u_2) = \begin{cases} (1, 1) \text{ for } t \in [0, a] \text{ with } a \in]0, \frac{\arccos(-\alpha^2)}{\sqrt{1+\alpha^2}}], \\ (-1, 1) \text{ for } t \in]a, T]. \end{cases}$$

$$(u_1, u_2) = \begin{cases} (1, 1) \text{ for } t \in [0, \frac{\arccos(-\alpha^2)}{\sqrt{1+\alpha^2}}], \\ (0, 1) \text{ for } t \in [\frac{\arccos(-\alpha^2)}{\sqrt{1+\alpha^2}}, a] \text{ with } a \in [\frac{\arccos(-\alpha^2)}{\sqrt{1+\alpha^2}}, \frac{\arccos(-\alpha^2)}{\sqrt{1+\alpha^2}} + \frac{\arccos(\alpha)}{\alpha}], \\ (-1, 1) \text{ for } t \in]a, T]. \end{cases}$$

The curve reaching the target $(0, 0, 1)^T$ corresponds to following controls:

$$(u_1, u_2) = \begin{cases} (1, 1) \text{ for } t \in [0, \frac{\arccos(-\alpha^2)}{\sqrt{1+\alpha^2}}], \\ (0, 1) \text{ for } t \in [\frac{\arccos(-\alpha^2)}{\sqrt{1+\alpha^2}}, \frac{\arccos(-\alpha^2)}{\sqrt{1+\alpha^2}} + \frac{\arccos(\alpha)}{\alpha}]. \end{cases}$$

Case $\alpha = 1$

$$(u_1, u_2) = \begin{cases} (1, 0) \text{ for } t \in [0, a] \text{ with } a \in [0, \frac{\pi}{2}], \\ (1, 1) \text{ for } t \in]a, T]. \end{cases}$$

$$(u_1, u_2) = \begin{cases} (1, 1) \text{ for } t \in [0, a] \text{ with } a \in [0, \frac{\pi}{\sqrt{2}}], \\ (-1, 1) \text{ for } t \in]a, T]. \end{cases}$$

The curve reaching the target $(0, 0, 1)^T$ corresponds to following controls:

$$(u_1, u_2) = \begin{cases} (1, 1) \text{ for } t \in [0, \frac{\pi}{\sqrt{2}}]. \end{cases}$$

Case $\alpha > 1$

$$(u_1, u_2) = \begin{cases} (1, 0) \text{ for } t \in [0, a] \text{ with } a \in [\arccos(\frac{1}{\alpha}), \frac{\pi}{2}], \\ (1, 1) \text{ for } t \in]a, T]. \end{cases}$$

$$(u_1, u_2) = \begin{cases} (1, 0) \text{ for } t \in [0, a] \text{ with } a \in]0, \arccos(\frac{1}{\alpha})[, \\ (1, 1) \text{ for } t \in]a, a + T_\alpha], \\ (-1, 1) \text{ for } t \in]a + T_\alpha, T]. \end{cases}$$

$$(u_1, u_2) = \begin{cases} (1, 1) \text{ for } t \in [0, a] \text{ with } a \in]0, T_\alpha], \\ (-1, 1) \text{ for } t \in]a, T]. \end{cases}$$

The curve reaching the target $(0, 0, 1)^T$ corresponds to following controls:

$$(u_1, u_2) = \begin{cases} (1, 0) \text{ for } t \in [0, \arccos(\frac{1}{\alpha})], \\ (1, 1) \text{ for } t \in [\arccos(\frac{1}{\alpha}), \frac{1}{\sqrt{1+\alpha^2}} \arccos(-\frac{1}{\alpha^2})]. \end{cases}$$

From the controls given above, one can easily get the explicit expression of the corresponding optimal trajectories that are concatenations of at most three arcs of circle that are bang or singular. More details about optimal trajectories reaching the target $(0, 0, 1)^T$ are given in Section 3.1.

5 Minimum Energy

In this section, for the minimum energy problem, we provide explicit expressions (in term of elliptic functions) for optimal controls linking the first and the third level, in terms of a parameter that will be determined numerically. This is possible thanks to the fact that, in this special case, the PMP-Hamiltonian system is Liouville integrable (since it is a left invariant Hamiltonian system on $SO(3)$, see Section 5.2). Some efforts are required to prove that all extremals are in fact optimal (see Section 5.3). Similarly to Section 4, as byproduct we get the complete optimal synthesis (cf. Remark 4).

In the sequel, for convenience of computations, we make a change of variables on the controls in such a way that the nonisotropic factor α does not appear in the dynamics, but in the cost.

5.1 Change of Variables

A problem whose dynamics verifies an equation of the form of (15), (19) is said to be right-invariant on the matrix group $SO(3)$. This group is endowed with a very special structure of real semi-simple compact Lie group.

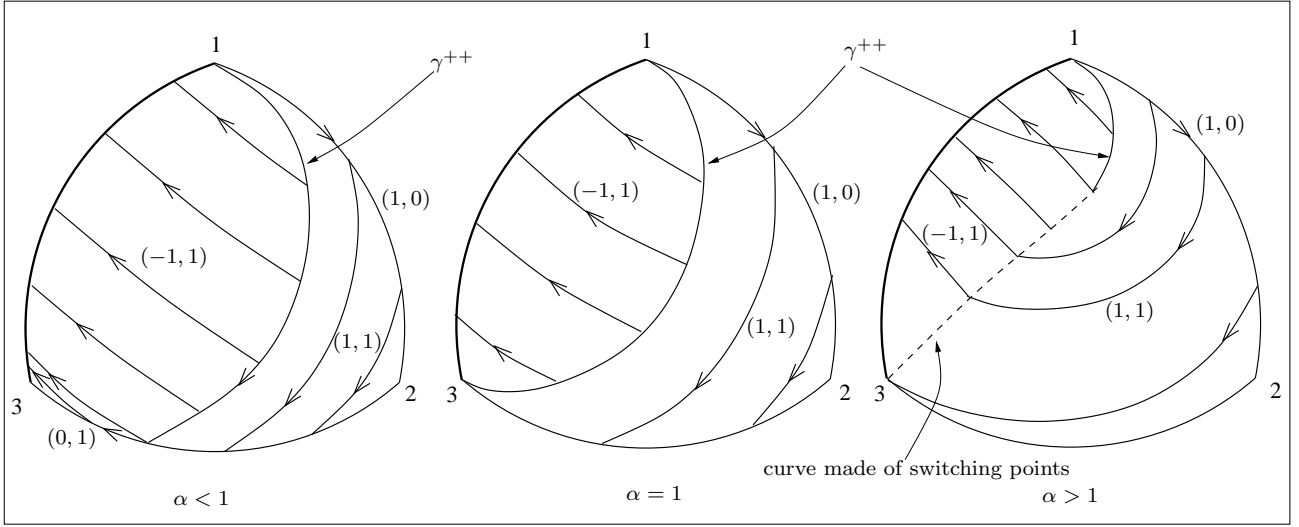


Figure 5: Image of the synthesis for minimum time with bounded controls in the cases $\alpha < 1$, $\alpha = 1$ and $\alpha > 1$

In the following it is more natural to present the problem upstairs (i.e. at the level of the group) and in a slightly different way. Actually, we make the change of variables:

$$v_1(\cdot) = u_1(\cdot), \quad v_2(\cdot) = \alpha u_2(\cdot). \quad (50)$$

In this way, at the level of the group $SO(3)$, the minimization problem becomes:

Problem \mathcal{P} :

$$\frac{dg}{dt}(t) = \begin{pmatrix} 0 & -v_1 & 0 \\ v_1 & 0 & -v_2 \\ 0 & v_2 & 0 \end{pmatrix} g(t) = dR_{g(t)} \begin{pmatrix} 0 & -v_1 & 0 \\ v_1 & 0 & -v_2 \\ 0 & v_2 & 0 \end{pmatrix}, \quad (51)$$

$$\text{minimize } J(v_1(\cdot), v_2(\cdot)) = \int_0^T (v_1^2(t) + \frac{1}{\alpha^2} v_2^2(t)) dt. \quad (52)$$

$$g(0) \in \mathcal{S}, \quad g(T) \in \mathcal{T}. \quad (53)$$

Here $v_i : [0, T] \rightarrow \mathbb{R}$, for $i = 1, 2$ are measurable bounded functions, and dRg denotes the differential of the right translation by g (that is still a right translation by g). The cost function depending only on the controls (i.e. it is invariant along the group) is called right-invariant. The source \mathcal{S} (i.e. the state one), and the target \mathcal{T} (i.e. the state three), are defined in Formulas (21), (22). Recall that the first column $(\psi_1(t), \psi_2(t), \psi_3(t))^T$ of $g(t)$ represents the position (on the sphere S^2) of the system downstairs (cf. Formula (20)). Recall moreover that, in the minimization (52), the final time must be fixed otherwise there is no solution to the minimization problem. In the following the final time is fixed in such a way that the trajectories are parameterized by arclength.

5.2 Integration of the Hamiltonian System Given by the PMP

For the problem \mathcal{P} the Lie group structure allows a very nice formulation of the Pontryagin Maximum Principle. To take advantage of this formulation, we need some extra notions, presented in the next paragraph. What follows can be found in a more general setting with proofs and further discussions in [1] or [22].

5.2.1 Trivialization of the co-Tangent Bundle

We denote by $\mathfrak{so}(3)$ the tangent space at identity of the smooth manifold $SO(3)$. Its dual space (the vector space of all linear functions on $\mathfrak{so}(3)$) will be denoted by $\mathfrak{so}(3)^*$. It is a classical fact that the cotangent bundle of $SO(3)$ (the space of 1-forms on $SO(3)$) is *globally* diffeomorphic to the product $SO(3) \times \mathfrak{so}(3)^*$. That is, to each pair (g, P) in $SO(3) \times \mathfrak{so}(3)^*$, we may associate a linear form p on $T_g SO(3)$ defined by: $p(v) = P(dR_g^{-1}(v))$. Using exactly the same idea, the tangent space of $SO(3)$ is diffeomorphic to $SO(3) \times \mathfrak{so}(3)$ by identification of $dR_g^{-1}(T_g SO(3))$ with $\mathfrak{so}(3)$. Using this formalism, the canonical symplectic form on $T^*SO(3)$ has a very nice expression (see [22]), and we may rewrite the PMP in a very compact form.

5.2.2 Hamiltonian of the System

For the problem \mathcal{P} , the PMP-Hamiltonian \mathcal{H} (see (24)) can be thought as a map $H_v : \mathfrak{so}(3)^* \rightarrow \mathbb{R}$ that for each $\lambda_0 \in \mathbb{R}$, and each control $v = (v_1, v_2) \in \mathbb{R}^2$ is defined by:

$$H_v(P) = P \left[\begin{pmatrix} 0 & -v_1 & 0 \\ v_1 & 0 & -v_2 \\ 0 & v_2 & 0 \end{pmatrix} \right] + \lambda_0(v_1^2 + \frac{1}{\alpha^2}v_2^2). \quad (54)$$

Using this notation, the Pontryagin Maximum Principle writes as follows. Notice that, as proved in [11], it is enough to require the transversality condition at the source (and at identity).

Theorem (Pontryagin Maximum Principle for Right Invariant Problems) *Let $(v(\cdot), g(\cdot)) \in L^\infty([0, T], \mathbb{R})^2 \times Lip([0, T], SO(3))$ a measurable (essentially bounded) control and the associated Lipschitzian trajectory of the system (51). If $(v(\cdot), g(\cdot))$ is a solution to the problem \mathcal{P} then there exists a constant $\lambda_0 \leq 0$ and a Lipschitzian curve $P(\cdot) \in Lip([0, T], \mathfrak{so}(3)^*)$ such that the couple $(P(\cdot), \lambda_0)$ never vanishes and for almost every t in $[0, T]$ we have:*

$$\begin{cases} \frac{dg(t)}{dt} &= dH_{v(t)}(P(t))g(t), \\ \frac{dP(t)}{dt} &= -ad_{H_{v(t)}(P(t))}^* P(t). \end{cases} \quad (55)$$

Moreover:

$$H_{v(t)}(P(t)) = \max_{(\bar{v}_1, \bar{v}_2) \in \mathbb{R}^2} H_{(\bar{v}_1, \bar{v}_2)}(P(t)) = \text{const} \quad (56)$$

and:

$$P(t)(T_{Id}g(t)\mathcal{S}g^{-1}(t)) = 0 \quad (\text{Transversality condition}). \quad (57)$$

In the statement of the PMP, $ad_{H_{v(t)}(P(t))}^* P(t)$ is the form defined by

$$ad_{H_{v(t)}(P(t))}^* P(t)(v) = P(t) \left([dH_{v(t)}(P(t)), v] \right). \quad (58)$$

In this case, since there are no NTAE, (see Proposition 3) we can normalize $\lambda_0 = -1/2$. An easy computation leads to:

$$v_1(\cdot) = \phi_1(\cdot) \quad \text{and} \quad v_2(\cdot) = \alpha \phi_2(\cdot).$$

where:

$$\phi_1(t) = P(t) \left[\begin{pmatrix} 0 & -1 & 0 \\ 1 & 0 & 0 \\ 0 & 0 & 0 \end{pmatrix} \right], \quad \text{and} \quad \phi_2(t) = \alpha P(t) \left[\begin{pmatrix} 0 & 0 & 0 \\ 0 & 0 & -1 \\ 0 & 1 & 0 \end{pmatrix} \right].$$

Notice that $\phi_1(\cdot)$ and $\phi_2(\cdot)$ are defined exactly as in Definition 4.

Since the group $SO(3)$ is semi-simple and compact, then the canonical Killing form $Kill(x, y) = tr(xy)$ is negative definite on the Lie algebra $\mathfrak{so}(3)$. Hence $-\frac{1}{2}Kill(\cdot, \cdot)$ provides an isomorphism between $\mathfrak{so}(3)$ and its dual space $\mathfrak{so}(3)^*$. Using this identification, to each linear form $P : \mathfrak{so}(3) \rightarrow \mathbb{R}$ in $\mathfrak{so}(3)^*$, we can associate a skew symmetric matrix M_P of $\mathfrak{so}(3)$ in the following way: by definition of M_P , for each matrix N in $\mathfrak{so}(3)$, we have $-\frac{1}{2}Kill(M_P, N) = P(N)$. Equation (55) for P can be rewritten in the famous Lax-Poincaré form (see [23] for a proof and further discussions):

$$\frac{dM_P(t)}{dt} = [dH_v(P(t)), M_P(t)], \quad (59)$$

where we have identified $\mathfrak{so}(3)^{**} = \mathfrak{so}(3)$.

5.2.3 Expressions of the Controls

Let us define $m_1(\cdot), m_2(\cdot), m_3(\cdot)$ three Lipschitzian functions from $[0, T]$ to \mathbb{R} by:

$$M_P(t) = \begin{pmatrix} 0 & -m_1(t) & -m_3(t) \\ m_1(t) & 0 & -m_2(t) \\ m_3(t) & m_2(t) & 0 \end{pmatrix}, \quad (60)$$

for every time t in $[0, T]$. From the maximality condition (56), we deduce that for every t in $[0, T]$, we have $m_1(t) = v_1(t)$ and $m_2(t) = \frac{1}{\alpha^2}v_2(t)$. From the transversality condition (57), we deduce $v_2(0) = 0$. Equation (59) writes:

$$\begin{cases} \frac{dv_1(t)}{dt} = -m_3(t)v_2(t) \\ \frac{dv_2(t)}{dt} = \alpha^2 m_3(t)v_1(t) \\ \frac{dm_3(t)}{dt} = -\frac{1-\alpha^2}{\alpha^2} v_1(t)v_2(t) \end{cases} \quad (61)$$

Remark 22 In the case in which $\alpha = 1$ (see [11]), the system (61) admits the solution $v_1(t) = \cos(Kt)$, $v_2(t) = \sin(Kt)$, $m_3 = K$, where K is a real constant. If $\alpha \neq 1$, the function $m_3(\cdot)$ is no more constant.

In the case in which $\alpha \neq 1$, it is easy to check that the two functions $K_1(\cdot)$ and $K_2(\cdot)$ defined by:

$$\begin{aligned} K_1 : [0, T] &\rightarrow \mathbb{R} \\ t &\mapsto \frac{1}{2} \left(v_1(t)^2 + \frac{1}{\alpha^2} v_2(t)^2 \right), \end{aligned} \quad (62)$$

and

$$\begin{aligned} K_2 : [0, T] &\rightarrow \mathbb{R} \\ t &\mapsto \frac{1}{2} \left(v_1(t)^2 - \frac{\alpha^2}{1-\alpha^2} m_3(t)^2 \right), \end{aligned} \quad (63)$$

have zero derivative and hence are constant on the time interval $[0, T]$. Notice that $K_1(\cdot)$ is just the maximized Hamiltonian (56). In the following we normalize $K_1 = \frac{1}{2}$, that corresponds to parametrize the extremals by arclength. In this way our problem is equivalent to a minimum time problem with controls constrained in an ellipse (cf. Section 1.1).

As already said in Section 4, we restrict our study to trajectories that remain in the first positive octant S^+ . For such trajectories, we want to prove that $m_3(0) \geq 0$. Since $\psi_2(\cdot) \geq 0$, we must have $v_1(0) \geq 0$. We already know (for transversality reasons) that $|v_1(0)| = 1$. Hence $v_1(0) = 1$. Proceed now by contradiction and assume $m_3(0) < 0$. Equations (61) insure that $v_2(\cdot)$ is strictly negative for (strictly positive) small time. This implies that $\psi_3(\cdot) < 0$ for small time, which contradicts the fact that we consider trajectories in S^+ . As a corollary, we may state that $v_2(\cdot)$ is positive for small time.

Using now the classical theory of elliptic functions (see [39] chapter XXII for example), we can express $v_1(\cdot)$, $v_2(\cdot)$ and $m_3(\cdot)$ as elliptic functions of order 2. Indeed, writing, for all t small enough:

$$v_2(t) = \alpha \sqrt{1 - v_1(t)^2}, \quad (64)$$

and:

$$m_3(t) = \sqrt{m_3(0)^2 + \frac{1-\alpha^2}{\alpha^2}(1-v_1(t)^2)}, \quad (65)$$

we can express $v_1(\cdot)$ as the solution of:

$$\frac{dv_1(t)}{dt} = -\alpha \sqrt{1-v_1(t)^2} \sqrt{m_3(0)^2 + \frac{1-\alpha^2}{\alpha^2}(1-v_1(t)^2)}, \quad (66)$$

with:

$$v_1(0) = 1. \quad (67)$$

The solution of (61), (66) with initial condition (67) is known for small time (see [39], chapter XXII). Hence we have the following:

Proposition 16 *For $t \in [0, \varepsilon]$, where $\varepsilon > 0$ small enough, every extremal trajectory starting from $(1, 0, 0)^T$ downstairs (or from \mathcal{S} upstairs) corresponds to the controls given below:*

- If $m_3(0) = 0$, then:

$$v_1(t) = 1, \quad (68)$$

$$v_2(t) = 0, \quad (69)$$

$$m_3(t) = 0. \quad (70)$$

- If $\alpha < 1$ and $m_3(0)^2 < \frac{1-\alpha^2}{\alpha^2}$, then

$$v_1(t) = \operatorname{dn}(\sqrt{1-\alpha^2} t; k), \quad (71)$$

$$v_2(t) = \frac{\alpha^2 m_3(0)}{\sqrt{1-\alpha^2}} \operatorname{sn}(\sqrt{1-\alpha^2} t; k), \quad (72)$$

$$m_3(t) = m_3(0) \sqrt{1 + \operatorname{sn}(\sqrt{1-\alpha^2} t; k)^2}, \quad (73)$$

where we have defined the modulus of the elliptic functions dn and sn to be

$$k = \frac{\alpha m_3(0)}{\sqrt{1-\alpha^2}}. \quad (74)$$

- If $\alpha \leq 1$ and $m_3(0)^2 = \frac{1-\alpha^2}{\alpha^2}$, then:

$$v_1(t) = \sqrt{1 - \tanh((1-\alpha^2)t)^2}, \quad (75)$$

$$v_2(t) = \alpha \tanh((1-\alpha^2)t), \quad (76)$$

$$m_3(t) = m_3(0) \sqrt{1 - \tanh((1-\alpha^2)t)^2}. \quad (77)$$

- If $\alpha \leq 1$ and $m_3(0)^2 > \frac{1-\alpha^2}{\alpha^2}$, then

$$v_1(t) = \operatorname{cn}(\alpha m_3(0) t; k), \quad (78)$$

$$v_2(t) = \alpha \operatorname{sn}(\alpha m_3(0) t; k), \quad (79)$$

$$m_3(t) = m_3(0) \operatorname{dn}(\alpha m_3(0) t; k), \quad (80)$$

where we have defined the modulus of the elliptic functions cn and sn to be

$$k = \frac{\sqrt{1-\alpha^2}}{\alpha m_3(0)}. \quad (81)$$

- If $\alpha > 1$, then

$$v_1(t) = \text{cd} \left(\alpha \sqrt{m_3(0)^2 + \frac{\alpha^2 - 1}{\alpha^2}} t; k \right), \quad (82)$$

$$v_2(t) = \alpha \sqrt{1 - k^2} \text{sd} \left(\alpha \sqrt{m_3(0)^2 + \frac{\alpha^2 - 1}{\alpha^2}} t; k \right), \quad (83)$$

$$m_3(t) = \sqrt{m_3(0)^2 + \frac{1 - \alpha^2}{\alpha^2} \left(1 - \text{cd} \left(\alpha \sqrt{m_3(0)^2 + \frac{\alpha^2 - 1}{\alpha^2}} t; k \right)^2 \right)}, \quad (84)$$

where we have defined the modulus of the elliptic functions cd and sd to be

$$k = \sqrt{\frac{\alpha^2 - 1}{\alpha^2 m_3(0)^2 + \alpha^2 - 1}}. \quad (85)$$

It happens that the expressions for $v_1(\cdot)$, $v_2(\cdot)$ and $m_3(\cdot)$ given in Proposition 16 make sense for every time in \mathbb{R}^+ . Plugging them into (61), one checks that they are in fact solutions for every time in \mathbb{R}^+ . Therefore we have:

Proposition 17 *The result of Proposition 16 holds for every $t \in \mathbb{R}$.*

Remark 23 Notice that in Proposition 17, the problem downstairs is intended in S^2 and not in S^+ .

Remark 24 Notice that in Propositions 16, 17, we do not require that the trajectory reaches the target. To find the optimal trajectory reaching the target (it happens to be unique), we first prove that all these extremals are in fact optimal, and then we determine numerically the value of $m_3(0)$ corresponding to it. In this way, we also provide the complete optimal synthesis. Notice moreover that the controls to be used in the original system are $u_1(\cdot) = v_1(\cdot)$ and $u_2(\cdot) = \frac{1}{\alpha} v_2(\cdot)$.

It is easy to check that the map $(t, m_3(0), \alpha) \rightarrow (v_1(t), v_2(t))$ is continuous. It is also possible to prove that this map is actually analytic. Consequently, the map $(t, m_3(0), \alpha) \rightarrow \psi(t)$, which to each time, initial value of m_3 and value of the parameter α , associates the point at time t of the corresponding extremal downstairs, is analytic.

Equations (68) to (85) give the form of the optimal controls in the sense that for every optimal trajectory $g(\cdot)$ starting from point $(1, 0, 0)^T$, there exists one $m_3(0)$ such that $g(\cdot)$ corresponds to controls $v_1(\cdot)$ and $v_2(\cdot)$ as given by equations (68) to (85). What remains to do is to prove that all these trajectories are in fact optimal in S^+ . This is the content of the next section. First we need some preliminary results collected in the following Proposition that is illustrated in Figure 6.

Proposition 18 *If $(\alpha, m_3(0))$ satisfies $\alpha \leq 1$ and $m_3(0)^2 = \frac{1 - \alpha^2}{\alpha^2}$, then $v_1(\cdot)$ is a decreasing function with limit equal to 0 at infinity. If $(\alpha, m_3(0))$ satisfies $\alpha > 1$ or $m_3(0)^2 \neq \frac{1 - \alpha^2}{\alpha^2}$, then $v_1(\cdot)$ is a periodic function with period denoted $\Theta_{\alpha, m_3(0)}$ and it is decreasing until $\frac{\Theta_{\alpha, m_3(0)}}{2}$ (half of its period). Let us extend the definition of $\Theta_{\alpha, m_3(0)}$ to couples $(\alpha, m_3(0))$ such that $\alpha \leq 1$ and $m_3(0)^2 = \frac{1 - \alpha^2}{\alpha^2}$ by setting $\Theta_{\alpha, m_3(0)} = +\infty$.*

If t , $m_3(0)$ and $\tilde{m}_3(0)$ are such that $m_3(0) < \tilde{m}_3(0)$ and $t \leq \frac{1}{2} \min\{\Theta_{\alpha, m_3(0)}, \Theta_{\alpha, \tilde{m}_3(0)}\}$ then their corresponding controls satisfy $v_1(t) > \tilde{v}_1(t)$.

The proof of the first claims is a direct consequence of formulas (68), (71), (75), (78) and (82) for control $v_1(\cdot)$. The proof of the last claim is tedious but is a consequence of classical properties of the elliptic functions cn , sn and dn (see [39]).

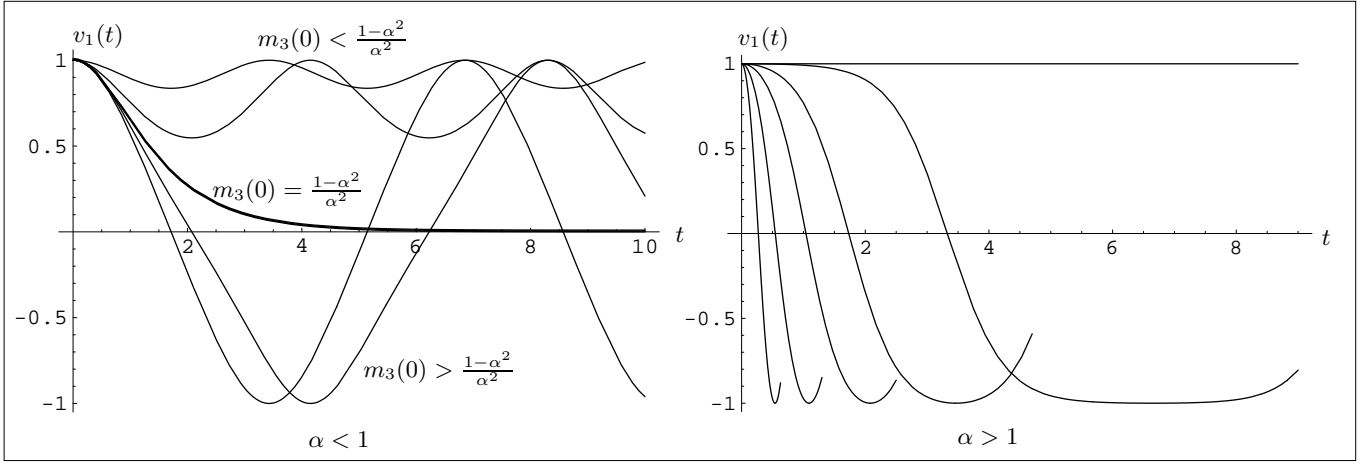


Figure 6: Decreasing of $v_1(t)$ as function of $m_3(0)$ and t

5.3 Optimal Synthesis

In this subsection, we prove that all the extremals given by Propositions 16, 17 are actually optimal in S^+ .

Remark 25 Recall that in S^+ , our minimization problem is a singular-Riemannian problem. In $S^+ \setminus \Delta_A^{-1}(0)$, the singular-Riemannian structure is in fact a Riemannian one. In spherical coordinates (θ, φ) , its curvature is:

$$c(\theta, \varphi) = \frac{(-4(1 + \alpha^2) + (-1 + \alpha^2) (2 \cos(2\varphi) + \cos(2(\varphi - \theta)) + \cos(2(\varphi + \theta)))) \cos(\theta)^2}{4\alpha^2 \sin(\theta)^4} < 0.$$

If we were exactly in the context of Riemannian geometry, since the topology of S^+ is trivial, this would be enough to conclude the non existence of cut-locus or conjugate locus i.e. that every extremal trajectory is in fact optimal. Here, the structure is singular along $\Delta_A^{-1}(0)$ and a correct proof of optimality via curvature requires some care and leads to tedious details. For this reason in what follows we prefer to prove optimality without using the concept of curvature.

The first step is to prove that there is no cut-locus.

5.3.1 Non Existence of Cut-Locus in S^+

Recall (see Section 4.2.1) that in S^+ , the functions $f_1(\cdot)$ and $f_2(\cdot)$ are defined by:

$$f_1(\psi) = -\frac{\psi_1}{\psi_2}, \quad f_2(\psi) = \alpha \frac{\psi_3}{\psi_2}.$$

With the same techniques used in Section 4, (cf. Proposition 4) one can easily prove that, since $f_1(\cdot) < 0$ (resp. $f_2(\cdot) > 0$) in $\text{Int}(S^+)$, then $v_1(\cdot)$ (resp. $v_2(\cdot)$) can change of sign only once from positive to negative (resp. from negative to positive).

Since for small value of t , $v_2(t)$ is positive, we have that $v_2(\cdot)$ remains positive (resp. strictly positive) as long as the corresponding trajectory belongs to S^+ (resp. the interior of S^+). In particular, that proves that for every extremal trajectory, $\psi_3(\cdot)$ is an increasing function of the time. Moreover since $m_3(\cdot)$ is positive (see equations (70), (73), (77), (80) and (84)), the system (61) insures that $v_1(\cdot)$ is decreasing as long as the extremal trajectory stays in S^+ . Hence we have:

Proposition 19 *Let $v(\cdot)$ be a control given by Propositions 16, 17 and $\psi(\cdot)$ the corresponding extremal trajectory downstairs, starting from $(1, 0, 0)^T$. Then:*

- $v_2(\cdot) \geq 0$.
- $\psi_3(\cdot)$ is an increasing function.
- $v_1(\cdot)$ is decreasing as long as the extremal trajectory stays in S^+ .
- Every extremal trajectory $\psi(\cdot) = (\psi_1(\cdot), \psi_2(\cdot), \psi_3(\cdot))$ leaves S^+ in finite time. More precisely there exists $t \in \mathbb{R}^+$ such that $\psi_1(t) = 0$ or $\psi_2(t) = 0$.
- Every extremal trajectory $\psi(\cdot)$ cannot self-intersect in S^+ . In other words, for every $(s, t) \in \mathbb{R}^2$ such that $s \neq t$ with $\psi(s) \in S^+$ and $\psi(t) \in S^+$, we have $\psi(s) \neq \psi(t)$.

Now, let us investigate the structure of extremal curves for small time. Using the expressions for the controls given by equations (68) to (85), it is easy to compute the 3-jet of the trajectory $\psi(\cdot)$ corresponding to some $m_3(0)$. The result is:

$$\begin{aligned} \psi_1(0) &= 1, & \dot{\psi}_1(0) &= 0, & \ddot{\psi}_1(0) &= -1, & \dddot{\psi}_1(0) &= 0, \\ \psi_2(0) &= 0, & \dot{\psi}_2(0) &= 1, & \ddot{\psi}_2(0) &= 0, & \dddot{\psi}_2(0) &= \ddot{v}_1(0) - 1, \\ \psi_3(0) &= 0, & \dot{\psi}_3(0) &= 0, & \ddot{\psi}_3(0) &= 0, & \dddot{\psi}_3(0) &= 2 \dot{v}_2(0). \end{aligned}$$

For example, if $\alpha < 1$ and $m_3(0)^2 > \frac{1-\alpha^2}{\alpha^2}$, we have:

$$\begin{aligned} \psi_1(0) &= 1, & \dot{\psi}_1(0) &= 0, & \ddot{\psi}_1(0) &= -1, & \dddot{\psi}_1(0) &= 0, \\ \psi_2(0) &= 0, & \dot{\psi}_2(0) &= 1, & \ddot{\psi}_2(0) &= 0, & \dddot{\psi}_2(0) &= -\alpha m_3(0), \\ \psi_3(0) &= 0, & \dot{\psi}_3(0) &= 0, & \ddot{\psi}_3(0) &= 0, & \dddot{\psi}_3(0) &= 2\alpha^2 m_3(0). \end{aligned}$$

Using these formulas, one can easily check that two curves corresponding to two different values of $m_3(0)$ do not intersect for strictly positive (small enough) time. The next proposition states that problem \mathcal{P} admits no cut-locus in S^+ .

Proposition 20 *Two distinct optimal trajectories $\psi(\cdot)$ and $\tilde{\psi}(\cdot)$ cannot intersect at the same time in S^+ . More precisely for every positive t such that $\psi(t)$ and $\tilde{\psi}(t)$ belong to S^+ and such that $\psi(\cdot)$ and $\tilde{\psi}(\cdot)$ are both optimal up to time t , we have $\psi(t) \neq \tilde{\psi}(t)$.*

Proof. Let us proceed by contradiction. Consider two optimal curves $\psi(\cdot)$ and $\tilde{\psi}(\cdot)$ (corresponding respectively to $m_3(0)$, $v_1(\cdot)$, $v_2(\cdot)$ and $\tilde{m}_3(0)$, $\tilde{v}_1(\cdot)$, $\tilde{v}_2(\cdot)$) and let t be the first strictly positive time such that $\psi(t) = \tilde{\psi}(t)$. Since the jets of the two extremals are different at time zero, we have that t is well defined.

Let us first consider the case where $\psi(t) \in S^+ \setminus \Delta_A^{-1}(0)$. We may assume that $m_3(0) < \tilde{m}_3(0)$. The trajectory $\tilde{\psi}(\cdot)$ does not self intersect and reaches the boundary of S^+ in finite time. Hence, the support of $\tilde{\psi}(\cdot)$ delimits two simply connected compact domains in S^+ . The one containing points of $\{\psi_2 = 0\}$ arbitrary close to $(1, 0, 0)^T$ is said to be *on the left of the support of $\tilde{\psi}(\cdot)$* . The other one is said to be *on the right of the support of $\tilde{\psi}(\cdot)$* .

At time t , the tangent vector $\dot{\psi}(t)$ cannot be collinear to $\dot{\tilde{\psi}}(t)$. On one hand, if these vectors are collinear with the same versus at t , then $v_1(t) = \tilde{v}_1(t)$. But, thanks to Proposition 19, since the two curves are extremal in S^+ , then their controls $v_1(\cdot)$ and $\tilde{v}_1(\cdot)$ are decreasing until t . Hence, thanks to Proposition 18, t is less than their half periods and $v_1(t) = \tilde{v}_1(t)$ implies $m_3(0) = \tilde{m}_3(0)$. On the other hand, if these vectors are collinear with opposite versus, then $v_2(t) = -\tilde{v}_2(t) = 0$ which implies that $\psi(t)$ and $\tilde{\psi}(t)$ are in $\Delta_{B_2}^{-1}(0)$. But one can easily check that the only extremal with points in $\Delta_{B_2}^{-1}(0)$, for $t > 0$, corresponds to $m_3(0) = 0$.

Since $m_3(0) < \tilde{m}_3(0)$ then, for small time s , $\psi(s)$ belongs to the domain on the right of the support of $\tilde{\psi}(\cdot)$. Moreover, since $\psi(\cdot)$ and $\tilde{\psi}(\cdot)$ intersect each other for the first time at t , then, before time t , $\psi(\cdot)$ remains in the domain on the right of the support of $\tilde{\psi}(\cdot)$. Hence the only way for $\dot{\psi}(t)$ to be transverse to $\dot{\tilde{\psi}}(t)$ is to point

toward the domain on the left. But this implies that $v_1(t) < \tilde{v}_1(\cdot)$ which is in contradiction with Proposition 18. Hence we got the contradiction for the existence of cut-points in $S^+ \setminus \Delta_A^{-1}(0)$.

If $\psi(t)$ belongs to the boundary of S^+ , the previous argument can be adapted in the following way. Computing the 3-jets of $\psi(\cdot)$ and $\tilde{\psi}(\cdot)$ at time t , we see that for a time s a little bit smaller than t , we have that $\psi(s)$ belongs to the domain on the left of the support of $\tilde{\psi}(\cdot)$. Hence, $\psi(\cdot)$ and $\tilde{\psi}(\cdot)$ intersect before time t , which is in contradiction with the fact that t is the first time of intersection. ■

5.3.2 Optimality of Extremals

Proposition 20 allows to prove:

Proposition 21 *Each extremal issued from $(1, 0, 0)^T$ is optimal in S^+ . As a consequence, by each point of S^+ passes only one extremal.*

Proof. In S^+ , we define the set \mathcal{D} by $\mathcal{D} = \Delta_{B_2}^{-1}(0) \cup \Delta_A^{-1}(0) \setminus \{(1, 0, 0)^T\}$. On \mathcal{D} , we define the complete order $<<$ by

- $(0, \psi_2, \psi_3) << (0, \tilde{\psi}_2, \tilde{\psi}_3)$ iff $\psi_2 > \tilde{\psi}_2$,
- $(0, \psi_2, \psi_3) << (\tilde{\psi}_1, 0, \tilde{\psi}_3)$ iff $\psi_2 > 0$,
- $(\psi_1, 0, \psi_3) << (\tilde{\psi}_1, 0, \tilde{\psi}_3)$ iff $\psi_1 < \tilde{\psi}_1$.

From Proposition 20, we know that for every point x in \mathcal{D} , there is only one optimal trajectory issued from $(1, 0, 0)^T$ that reaches x . We define the function $\Phi(\cdot)$ which, to each point in \mathcal{D} , associates the value $m_3(0)$ of the corresponding optimal trajectory. Optimal trajectories cannot intersect, hence $\Phi(\cdot)$ is an increasing function.

Now, we claim that $\Phi(\cdot)$ is actually continuous. Indeed since it is increasing, then, for every $x \in \mathcal{D}$, $\Phi(\cdot)$ has an upper limit $\ell(x)$ on the left and a lower limit $L(x)$ on the right at x . If $\Phi(\cdot)$ were not continuous at x , then $\ell(x) < L(x)$. But both extremals corresponding to $m_3(0) = \ell(x)$ and $m_3(0) = L(x)$ reach x and are optimal as limit of equicontinuous optimal curves. This is in contradiction with Proposition 20. Hence Φ is continuous.

As a consequence, since Φ is a continuous increasing function, it is one-to-one from \mathcal{D} to a certain interval I of \mathbb{R}^+ . Since $\psi_3(\cdot)$ is a strictly increasing function in the interior of S^+ , the trajectory associated to $m_3(0) = 0$, $v_1(\cdot) = 1$, $v_2(\cdot) = 0$ is the only extremal reaching the point $(0, 1, 0)^T$ and hence it is optimal. This proves that $0 \in I$. Assume now that I is bounded. The knowledge of the jets of the extremals corresponding to $m_3(0)$ in I shows that there exists an $\epsilon > 0$ such that every extremal corresponding to $m_3(0) \in I$ stays in S^+ until ϵ . But thanks to the continuity of the distance function to $(1, 0, 0)^T$, there are points in $\Delta_A^{-1}(0)$ whose subriemannian distance to $(1, 0, 0)^T$ is less than ϵ . Hence these points are not reached by curves with $m_3(0) \in I$ which is a contradiction. Hence I is not bounded.

Hence, to each value of $m_3(0)$, it corresponds one trajectory $\psi(\cdot)$ in S^+ and one point x in \mathcal{D} such that $\psi(\cdot)$ is the only extremal reaching x . We conclude that $\psi(\cdot)$ is optimal in S^+ . ■

5.3.3 Minimum Time of Transfer

In this section we provide explicit expressions of the minimum time needed to reach the target from the source, as function of the nonisotropic factor α and of the value of $m_3(0)$, that will be determined numerically in the next section.

Recall that Proposition 21 insures that there is only one extremal, reaching the target $(1, 0, 0)^T$ that remains in the positive octant. Since, at $(0, 0, 1)^T$, we have $F_1 = 0$, then:

$$v_1(T) = 0. \quad (86)$$

Actually, thanks to Proposition 18, T is the *first* root of $v_1(\cdot)$. Moreover, it can be seen from equations (68), (71) and (75), that, if $m_3(0) = 0$, or if $\alpha \leq 1$ and $m_3(0) \leq \frac{1-\alpha^2}{\alpha^2}$, then $v_1(\cdot)$ has no root. Hence, we have the

following expressions for the minimum time of transfer as function of α and $m_3(0)$. In the case $\alpha = 1$, $m_3(0)$ and the minimum time of transfer have been computed in [11].

Case $\alpha < 1$.

$$T = \frac{1}{\alpha m_3(0)} \int_0^{\frac{\pi}{2}} \frac{ds}{\sqrt{1 - k^2 \sin(s)}}, \quad \text{where } k \text{ is given by formula (81)}. \quad (87)$$

Case $\alpha = 1$. $m_3(0) = \frac{1}{\sqrt{3}}$ and:

$$T = \sqrt{3} \frac{\pi}{2}. \quad (88)$$

Case $\alpha > 1$.

$$T = \frac{1}{\sqrt{\alpha^3 m_3(0)^2 + \alpha^2 - 1}} \int_0^{\frac{\pi}{2}} \frac{ds}{\sqrt{1 - k^2 \sin(s)}}, \quad \text{where } k \text{ is given by formula (85)}. \quad (89)$$

5.3.4 Upper Bound and Numerical Estimation of $m_3(0)$

In this section, we provide a numerical estimation of the initial condition $m_3(0)$ for the optimal trajectory reaching the target $(1, 0, 0)^T$. The method consists in using a dichotomy algorithm in the following way.

Thanks to Proposition 21, optimal trajectories associated to $\tilde{m}_3(0) > m_3(0)$ leave S^+ at a point of the set $\{\psi_2 = 0\}$ and optimal trajectories associated to $\tilde{m}_3(0) < m_3(0)$ leaves S^+ at a point of the set $\{\psi_1 = 0\}$.

Hence, starting from an arbitrary value of $m_3(0)$, at each step, the next value will be chosen smaller if the corresponding optimal trajectory leaves S^+ at a point of the set $\{\psi_2 = 0\}$ and bigger in the other case.

This algorithm is of course much more efficient if we provide an a priori upper bound of $m_3(0)$. For this task, let us consider separately the cases $\alpha < 1$ and $\alpha > 1$.

Case $\alpha < 1$. From equation (87), we deduce:

$$T \leq \frac{\pi}{2 \alpha m_3(0)} \frac{1}{\sqrt{1 - k^2}}, \quad \text{where } k \text{ is given by formula (81)}. \quad (90)$$

Because the cost of an admissible curve is a decreasing function of the nonisotropic factor α and by comparison with the case $\alpha = 1$, we get $T \geq \frac{\sqrt{3}\pi}{2}$. This implies that:

$$m_3(0) \leq \frac{1}{\alpha \sqrt{3}} \frac{1}{\sqrt{1 - k^2}} \leq \sqrt{\frac{4}{3\alpha^2} - 1}. \quad (91)$$

Case $\alpha = 1$. $m_3(0) = \frac{1}{\sqrt{3}}$

Case $\alpha > 1$. From equation (89), we deduce:

$$\sqrt{\alpha^2 m_3(0)^2 + \alpha^2 - 1} T \leq \frac{\pi}{2} \frac{1}{\sqrt{1 - k^2}}, \quad \text{where } k \text{ is given by formula (85)}. \quad (92)$$

By comparison with the isotropic case we get:

$$T \geq \frac{\sqrt{3}\pi}{2\alpha}. \quad (93)$$

Plugging (93) in (92) we have:

$$m_3(0) \leq \frac{1}{\sqrt{3}}. \quad (94)$$

Figure 7 depicts the time needed to reach the target and the corresponding value of $m_3(0)$ as function of the nonisotropic factor α .

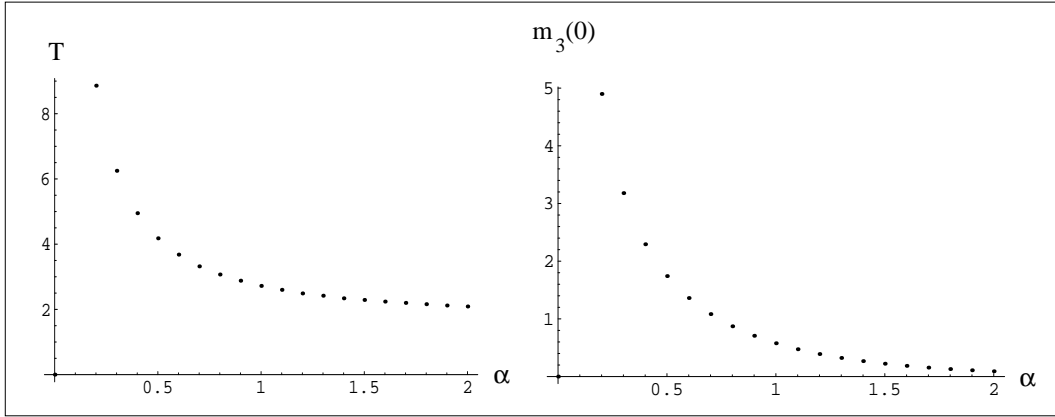


Figure 7: Time needed to reach the target and corresponding value of $m_3(0)$ as function of the nonisotropic factor α .

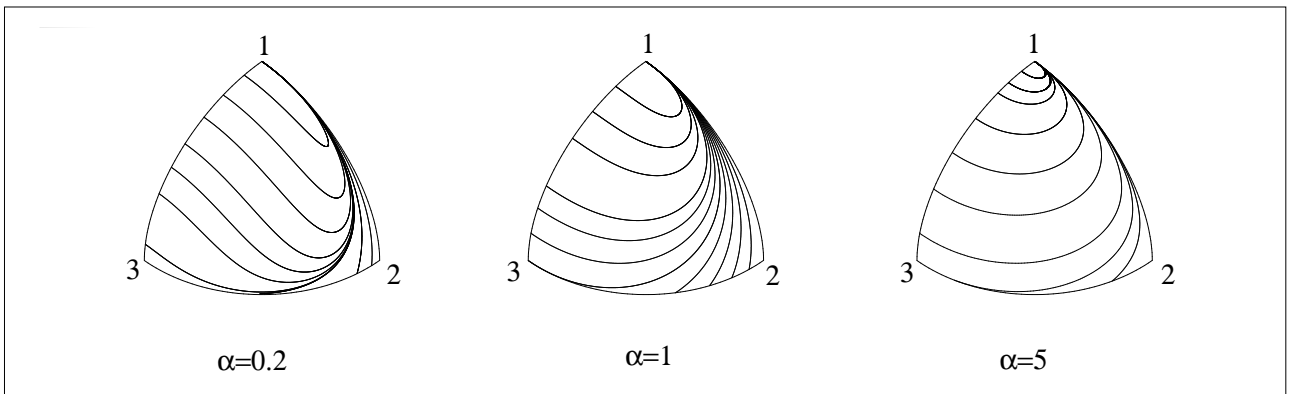


Figure 8: Images of the optimal synthesis for the minimum energy problem for $\alpha = 0.2$, $\alpha = 1$ and $\alpha = 5$

References

- [1] A.A. Agrachev, Yu.L. Sachkov, *Control Theory from the Geometric Viewpoint*, Encyclopedia of Mathematical Sciences, Vol.87, Springer, 2004.
- [2] R. El Assoudi, J.P. Gauthier, I.A.K. Kupka, *On subsemigroups of semisimple Lie groups*, Ann. Inst. H. Poincaré Anal. Non Linéaire 13 no. 1, 117–133, 1996.
- [3] A. Bellaïche, *The tangent space in sub-Riemannian geometry*, Sub-Riemannian geometry, Progr. Math., 144, Birkhäuser, Basel, 1–78, 1996.
- [4] K. Bergmann, H. Theuer and B.W. Shore, *Coherent population transfer among quantum states of atoms and molecules*, Rev. Mod. Phys. 70, 1003–1025, 1998.
- [5] V.G. Boltyanskii, *Sufficient Conditions for Optimality and the Justification of the Dynamics Programming Principle*, SIAM J. Control and Optimization, 4, 326–361, 1996.
- [6] B. Bonnard, M. Chyba, *The Role of Singular Trajectories in Control Theory*, Springer, SMAI, Vol.40, 2003.
- [7] U. Boscain and B. Piccoli, *On automaton recognizability of abnormal extremals*, SIAM J. Control and Opt., Vol. 40 No.5 1333–1357, 2002.
- [8] U. Boscain and B. Piccoli, *Morse Properties for the Minimum Time Function on 2-D Manifolds*, Journal of Dynamical and Control Systems Vol. 7, No. 3, 385–423, 2001.
- [9] U. Boscain, B. Piccoli, *Optimal Synthesis for Control Systems on 2-D Manifolds*, Springer, SMAI, Vol.43, 2004.
- [10] U. Boscain, G. Charlot, J.-P. Gauthier, Stéphane Guérin and Hans-Rudolf Jauslin, *Optimal Control in laser-induced population transfer for two- and three-level quantum systems*, Journal of Mathematical Physics, v.43, 2107–2132, 2002.
- [11] U. Boscain, T. Chambrion and J.-P. Gauthier, *On the $K+P$ problem for a three-level quantum system: Optimality implies resonance*, Journal of Dynamical and Control Systems, 8, 547–572, 2002.
- [12] U. Boscain, G. Charlot, *Resonance of Minimizers for n -level Quantum Systems with an Arbitrary Cost*, to appear on ESAIM COCV.
- [13] U. Boscain, T. Chambrion and J.-P. Gauthier, *Optimal Control on a n -level Quantum System*, Proceedings of the 2nd IFAC Workshop on Lagrangian and Hamiltonian Methods for Nonlinear Control, Astolfi, Gordillo and van der Schaft editors, ELSEVIER, 2003.
- [14] U. Boscain, Y. Chitour, *Time Optimal Synthesis for Left-Invariant Control Systems on $SO(3)$* , submitted.
- [15] A. Bressan and B. Piccoli, *A Generic Classification of Time Optimal Planar Stabilizing Feedbacks*, SIAM J. Control and Optimization, Vol.36 No.1, pp. 12–32, 1998.
- [16] P. Brunovsky, *Existence of Regular Syntheses for General Problems*, J. Diff. Equations 38, pp. 317–343, 1980.
- [17] L. Cesari, *Optimization-theory and applications: problems with ordinary differential equations*, New York, Springer-Verlag, 1983.
- [18] D. D'Alessandro and M. Dahleh, *Optimal control of two-level quantum systems*, IEEE Transactions on Automatic Control, v.46, No. 6, 866–876. 2001.
- [19] U. Gaubatz, P. Rudecki, M. Becker, S. Schiemann, M. Kulz, and K. Bergmann, *Population switching between vibrational levels in molecular beams*, Chem. Phys. Lett. 149, 463–468, 1988.

- [20] J.P. Gauthier and G. Bornard. *Controlabilite des sytemes bilineaires*, SIAM J. Control and Optimization, 20, 377–384, 1982.
- [21] R.G. Hulet D. Kleppner, *Rydberg Atoms in "Circular" States*, Phys Rev Lett 51, pp. 1430–1433, 1983.
- [22] V. Jurdjevic, *Geometric Control Theory*, Cambridge University Press, 1997.
- [23] V. Jurdjevic, *Optimal Control, Geometry and Mechanics*, Mathematical Control Theory, J. Bailleu, J.C. Willems (ed.), 227–267, Springer, 1999.
- [24] V. Jurdjevic and I.K. Kupka, *Control Systems on Semisimple Lie Groups and Their Homogeneous Spaces*, Ann. Inst. Fourier, Vol.31, pp. 151–179, 1981.
- [25] N. Khaneja, R. Brockett and S. J. Glaser *Time optimal control in spin systems*, Phys. Rev. A v.63, (2001).
- [26] N. Khaneja, S.J. Glaser, *Cartan decomposition of $SU(n)$ and Control of Spin Systems*, Chem. Physics 267, 11–23, 2001.
- [27] M.M. Lee, L. Markus, *Foundations of Optimal Control Theory*, Wiley, New York, 1967.
- [28] C. Liedenbaum, S. Stolte, J. Reuss, *Inversion Produced and Reversed by Adiabatic Passage*, Phys Rep. 178, 1–24, 1989.
- [29] R. Montgomery, *A Tour of Subriemannian Geometry*, American Mathematical Society, Mathematical Surveys and Monographs, 2002.
- [30] B. Piccoli, *Classifications of Generic Singularities for the Planar Time-Optimal Synthesis*, SIAM J. Control and Optimization, Vol.34 No.6, 1914–1946, 1996.
- [31] B. Piccoli and H.J. Sussmann, *Regular Synthesis and Sufficiency Conditions for Optimality*, SIAM J. Control and Optimization, Vol. 39 No. 2 pp. 359–410, 2000.
- [32] L.S. Pontryagin, V. Boltianski, R. Gamkrelidze and E. Mitchtchenko, *The Mathematical Theory of Optimal Processes*, John Wiley and Sons, Inc, 1961.
- [33] M. A. Daleh, A. P. Peirce and H. Rabitz, *Optimal control of quantum-mechanical systems: Existence, numerical approximation, and applications*, Phys. Rev. A v.37, 4950–4964, 1988 .
- [34] V. Ramakrishna, H. Rabitz, M.V. Salapaka, M. Dahleh and A. Peirce. *Controllability of Molecular Systems*. Phys. Rev. A, 62, 960–966, 1995.
- [35] Y. Sachkov, *Controllability of Invariant Systems on Lie Groups and Homogeneous Spaces*, J. Math. Sci., Vol.100, n.4, 2355–2427, 2000.
- [36] Shore, Bruce W., *The theory of coherent atomic excitation*. New York, NY, Wiley, 1990.
- [37] H.J. Sussmann, *The structure of time-optimal trajectories for single-input systems in the plane: the general real analytic case*, SIAM J. Control Optim. 25 No. 4, pp. 868–904, 1987.
- [38] H.J. Sussmann, *Regular synthesis for time optimal control of single-input real-analytic systems in the plane*, SIAM J. Control and Opt., 25, pp.1145–1162, 1987.
- [39] E.T. Whittaker and G.N. Watson, *A course of Modern Analysis*, Cambridge University Press, 1902.