

Kochen-Specker Qubits

Mladen Pavičić^{†¶}, Jean-Pierre Merlet^{‡‡}, Brendan McKay^{§||},
and Norman D. Megill^{*+}

[†] University of Zagreb, Gradjevinski fakultet, POB 217, HR-10001 Zagreb, Croatia.

[‡] INRIA, projet COPRIN: 06902 Sophia Antipolis Cedex, France

[§] Department of Computer Science, Australian National University, Canberra, ACT, 0200, Australia

^{*} Boston Information Group, 30 Church St., Belmont MA 02478, U. S. A.

Abstract. We give a constructive and exhaustive definition of Kochen-Specker (KS) qubits in the Hilbert space of any dimension as well as all the remaining vectors of the space. KS qubits are orthonormal states, i.e., vectors in n -dim Hilbert space, \mathcal{H}^n , $n \geq 3$ to which it is impossible to assign 1s and 0s in such a way that no two of mutually orthogonal vectors are both assigned 1. Our constructive definition of such KS vectors is based on the algorithms that generate linear MMP diagrams corresponding to blocks of orthogonal vectors in \mathbb{R}^n , on algorithms that filter out diagrams on which algebraic 0-1 states cannot be defined, and on algorithms that solve nonlinear equations describing the orthogonalities of the vectors by means of polynomially complex interval analysis and self-teaching programs. To demonstrate the power of the algorithms, all 4-dim KS vector systems containing up to 24 vectors are generated and described, all 3-dim vector systems containing up to 30 vectors are scanned, and several general properties of KS vectors are found.

PACS numbers: 03.65.Ta, 03.65.Ud

Submitted to: *J. Phys. A: Math. Gen.*

[¶] E-mail: pavicic@grad.hr

[‡] E-mail: Jean-Pierre.Merlet@sophia.inria.fr

^{||} E-mail: bdm@cs.anu.edu.au

⁺ E-mail: nm@alum.mit.edu

1. Introduction

Recently proposed experimental tests of the Kochen-Specker (KS) theorem [1, 2], disputes on the feasibility of such experiments [3-7] positive experiments recently carried out [8], and recent theoretical elaborations on the theorem [9-22] prompted a renewed interest in the KS theorem.

The KS theorem claims that predicted and recorded outputs of quantum measurements (essentially detector clicks) carried out on quantum systems cannot be ascribed predetermined values (say 0 and 1). To arrive at the claim one considers an orthonormal set of states $\{\psi_1, \dots, \psi_n\}$, i.e., vectors in n -dim Hilbert space, \mathcal{H}^n . Projectors to these states satisfy: $\sum_{i=1}^n P_i = I$, where $P_i = \psi_i \psi_i^\dagger$. Now, Kochen and Specker proved [23] that there is no function $f : \mathcal{H} \rightarrow \mathbb{R}$ satisfying the following Sum Rule $\sum_{i=1}^n f(P_i) = f(\sum_{i=1}^n P_i) = f(I)$ for any set of projectors P_i . Choosing $f(P_i) \in \{0, 1\}$ ($f(I) = 1$), the theorem amounts to the following claim: In \mathcal{H}^n , $n \geq 3$, it is impossible to assign 1s and 0s to all vectors in such a way that (1) no two of mutually orthogonal vectors are both assigned 1; (2) they cannot all be assigned 0.

All the vectors that satisfy the KS theorem we call KS vectors. They correspond to directions of quantisation axes of the measured eigenstates and when we speak of finding KS vectors we mean finding these directions. To stress that the axes and therefore KS vectors themselves cannot be given a 0-1 valuation, i.e. represented by classical bits, we also call them KS qubits (quantum bits). In particular because it is not our aim to give yet another proof of the KS theorem but to determine the class of all KS vectors from an arbitrary \mathcal{H}^n as well as the class of all the remaining vectors from \mathcal{H}^n .

The original KS theorem [23] made use of 117 3-dim vectors. Subsequent attempts to reduce the number of vectors gave the following minimal results (usually called *records*): Bub's system contains 49 vectors (claimed 33) [24], Conway-Kochen's has 51 (claimed 31) [25, p. 114], and Peres' systems has 57 (claimed 33) [26] 3-dim vectors, Kernaghan's system contains 20 4-dim vectors with loops (see the definition below) of size two [27], Cabello's system has 18 4-dim vectors with loops of size three [28], etc. Reducing the number of vectors is important for devising experimental setups [16], especially so as recently a single qubit KS scheme was formulated [9] by means of auxiliary quantum systems (ancillas) of the measuring apparatus and subsequently connected with the original KS formulation [10]. On the other hand, knowing the class of all KS vectors important for a better theoretical insight in the quantum theory and possibly quantum computers. However, no general method for constructing sets of KS vectors has been proposed so far and the aim of this paper is to give one. In doing so we will follow the ideas put forward in [29, 30].

So far, the KS vectors were constructed either by means of partial Boolean algebras and orthomodular lattices [23, 31-33] or by direct experimental proposals [1, 16, 2], or by combining rays in \mathbb{R}^n [26, 27, 24]. These approaches have two disadvantages: first, they depend on human ingenuity to find ever new examples and "records," and secondly, their complexity grows exponentially with increasing numbers of dimensions

and vectors. E.g., lattices of orthogonal n -tuples have 2^n elements (Hasse diagrams) [34] and, on the other hand, the complexity of nonlinear equations describing combinations of orthogonalities also grows exponentially.

As opposed to this, we are able to generate all the equations (up to a reasonably chosen number of vectors and dimensions) that have KS vectors as their solutions and to effectively solve them in a way that is essentially of a polynomial complexity. We first recognise that a description of a discrete observable measurement (e.g., spin) in \mathcal{H}^n can be rendered as a 0-1 measurement of the corresponding projectors along orthogonal vectors in \mathbb{R}^n to which the projectors project. Hence, we deal with orthogonal triples in \mathbb{R}^3 , quadruples in \mathbb{R}^4 , etc. which correspond to possible experimental designs and to find KS vectors means finding such n -tuples in \mathbb{R}^n .

2. MMP diagrams

We start with describing vectors as vertices (points) and orthogonalities between them as edges (lines connecting vertices) thus obtaining MMP diagrams [29, 35, 36] which are defined as follows:

1. Every vertex belongs to at least one edge;
2. Every edge contains at least 3 vertices;
3. Every edge which intersects with another edge at most twice contains at least 4 vertices.

Isomorphism-free generation of MMP diagrams follows the general principles established by [37], which we now describe briefly.

Deleting an edge from an MMP diagram, together with any vertices that lie only on that edge, yields another MPP diagram (perhaps the trivial one with no vertices). Consequently, every MMP diagram can be constructed by starting with the trivial diagram and adding one edge at a time, at each stage having an MMP diagram.

We can represent this process as a rooted tree whose nodes correspond to MMP diagrams whose vertices and edges have unique labels. The trivial diagram is at the root of the tree, and for any other diagram its parent node is the diagram formed by deleting the edge with the highest label. The isomorph rejection problem is to prune this tree until it contains just one representative of each isomorphism class of diagram. This can be achieved by the application of two rules.

Given a diagram D , we can identify the valid positions to add a new edge such that Conditions 2 and 3 are enforced. According to the symmetries of D , some of these positions are equivalent. The first rule is that exactly one position in each equivalence class of positions is used; a node in the tree formed by adding an edge in any other position is deleted together with all its descendants.

To understand the second rule, consider a diagram D' with at least one edge. We label the edges of D' in a canonical order, which is an order independent of the previous labelling. Then we define the *major class* of edges as those that are equivalent under the symmetries of D' to the edge that is last in canonical order. The second rule is:

when D' is constructed by adding an edge e to a smaller diagram, delete D' (and all its descendants) unless e is in the major class of edges of D' .

According to the theory in [37], application of both rules together is sufficient: exactly one diagram from each isomorphism class remains in the tree. Our implementation used **nauty** [38] for computing symmetries and canonical orderings. The method allows for very efficient parallelisation of the computation. A generation tree for MMP diagrams with 9 vertices and the smallest loop of size 5 is shown in the Fig. 1.

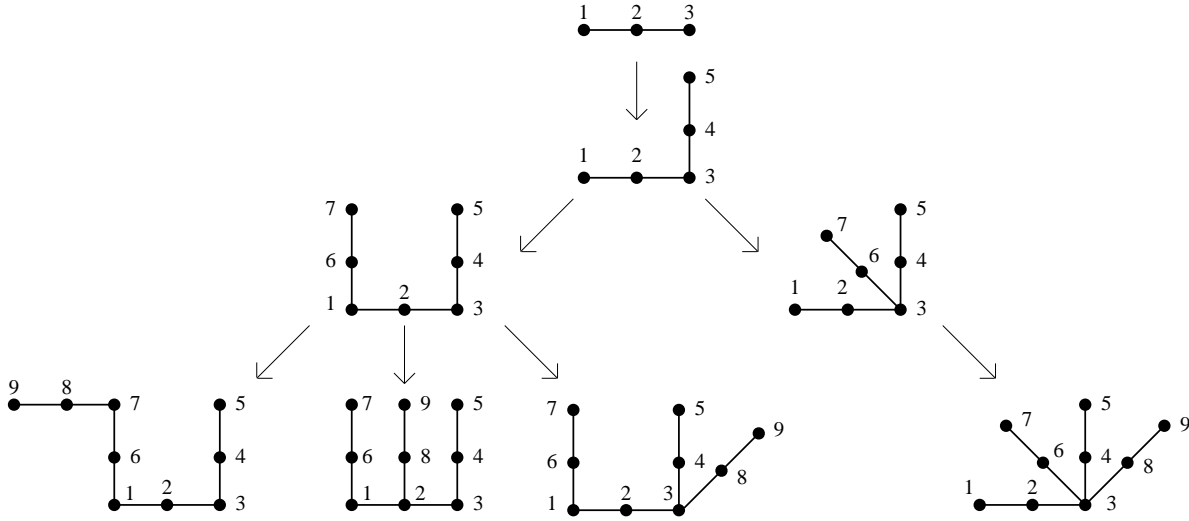


Figure 1. An example of a generation tree for MMP diagrams: 9 vertices and the smallest loop of size 5 (for 9 vertices a loop cannot be formed; the first loop appears with 10 vertices: 123,345,567,789,9A1).

MMP diagrams in a 3-dim space graphically resemble Greechie diagrams [32]. The Greechie diagrams are a handy way to draw Hasse diagrams which represent orthomodular lattices and the complexity of Hasse diagrams grows exponentially with increasing dimensions. Already for 4-dim spaces even graphical resemblance disappear since the smallest loops (edge polygons) of Greechie diagrams are of size 5, while MMP diagrams allow loops of size 2 (2 edges share 2 vertices). Besides, it would be quite a challenge to find a direct lattice representation of KS vectors.

We denote vertices of MMP diagrams by $1, 2, \dots, A, B, \dots, a, b, \dots$. By the above algorithm we generate MMP diagrams with chosen numbers of vertices and edges and a chosen minimal loop size. E.g., in the examples given in Fig. 2 we generate diagrams with 4 vertices within an edge and minimal loops of size 2 and 3. We wrote programs that give diagrams with up to 90 vertices.

3. Algebraic states on MMP diagrams

To find diagrams that cannot be ascribed 0-1 values we apply an algorithm which we call **states01**. The algorithm is exhaustive search of MMP diagrams with backtracking.

The criterion for assigning non-dispersive (0-1) states is that each edge must contain exactly one vertex assigned to 1, with the others assigned to 0. As soon as a vertex on an edge is assigned a 1, all other vertices on that edge become constrained to 0, and so on. The algorithm scans the vertices in some order, trying 0 then 1, skipping vertices constrained by an earlier assignment. When no assignment becomes possible, the algorithm backtracks until all possible assignments are exhausted (no solution) or a valid assignment is found. In principle the algorithm is exponential, but because the diagrams of interest are tightly coupled, constraints build up quickly. According to our statistical data this feature reduces the exponential behaviour of the algorithm to a polynomial one.

Following the algorithm we wrote a program that gives 3 and 4 vertices per edge MMP diagrams 0-1 states cannot be defined on. The smallest such diagrams are:

- *3 vertices per edge*

7 vertices—5 edges (smallest loops of size 3): 123,345,561,275,476 (triangle);

15-11 (4): 123,345,567,789,9AB,BC1,CD6,2DA,2E8,4FA,CEF (hexagon),

123,345,567,789,9AB,BCD,DE1,4AE,28C,2FA,6FD (heptagon);

19-13 (5): 123,345,567,789,9AB,BCD,DEF,FG1,2IA,6IE,4HC,8JG,HIJ Fig. 2 (d),

123,345,567,789,9AB,BCD,DE1,EI7,2F9,4GB,IJG,FJH,CH6 (heptagon);

- *4 vertices per edge*

6-3 (smallest loops of size 2): 1234,2356,1456 Fig. 2 (a);

10-5 (smallest loops of size 3): 1234,4567,7891,35A8,29A6 Fig. 2 (b);

22-11 (smallest loops of size 4):

1234,4567,789A,ABCD,DEFG,GHI1,FJK5,HJMC,3KL8,IBL6,29ME. Fig. 2 (c),

1234,4567,789A,ABCD,DEF1,FGH5,EMJ6,2GLC,3IJ8,HIKB,MLK9 (pentagon);

40-20 (5): 1234,1567,289A,5BCD,8BEF,3GHI,CJKL,GJMN,4OPQ,6RST,ORUV,HWXY,

7WZa,4Kbc,Zbde,DIUd,9LVX,ESYc,AMTe,FNOa (decagon).

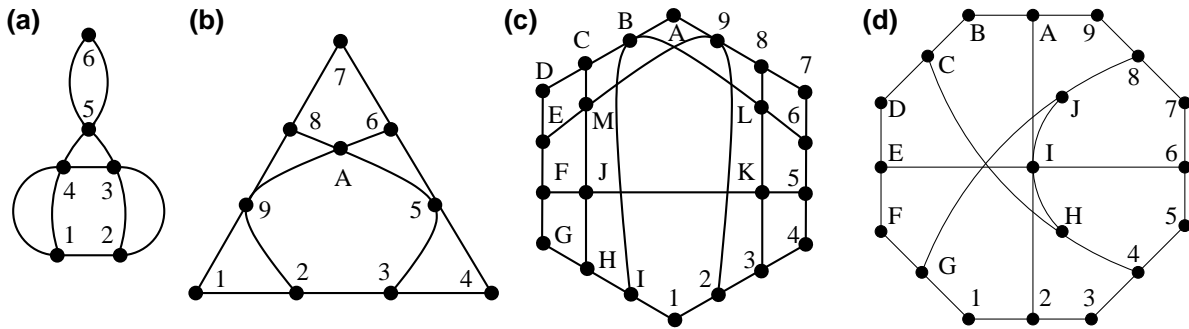


Figure 2. Smallest MMP diagrams with no 0-1 states: (1) 4 vertices per edge: (a) loops of size 2: 6 vertices—3 edges; (b) loops of size 3: 10-5; (c) loops of size 4: 22-11; (2) 3 vertices per edge: (d) loops of size 5: one of two 19-13.

4. Kochen-Specker vectors

To find KS vectors we follow the idea put forward in [29, 36] and proceed so as to require that their number, i.e. the number of vertices within edges, corresponds to the dimension of \mathbb{R}^n and that edges correspond to $n(n-1)/2$ equations resulting from inner products of vectors being equal to zero which means orthogonality. So, e.g., an edge of length 4, BCDE, represents the following 6 equations:

$$\begin{aligned}
 \mathbf{a}_B \cdot \mathbf{a}_C &= a_{B1}a_{C1} + a_{B2}a_{C2} + a_{B3}a_{C3} + a_{B4}a_{C4} = 0, \\
 \mathbf{a}_B \cdot \mathbf{a}_D &= a_{B1}a_{D1} + a_{B2}a_{D2} + a_{B3}a_{D3} + a_{B4}a_{D4} = 0, \\
 \mathbf{a}_B \cdot \mathbf{a}_E &= a_{B1}a_{E1} + a_{B2}a_{E2} + a_{B3}a_{E3} + a_{B4}a_{E4} = 0, \\
 \mathbf{a}_C \cdot \mathbf{a}_D &= a_{C1}a_{D1} + a_{C2}a_{D2} + a_{C3}a_{D3} + a_{C4}a_{D4} = 0, \\
 \mathbf{a}_C \cdot \mathbf{a}_E &= a_{C1}a_{E1} + a_{C2}a_{E2} + a_{C3}a_{E3} + a_{C4}a_{E4} = 0, \\
 \mathbf{a}_D \cdot \mathbf{a}_E &= a_{D1}a_{E1} + a_{D2}a_{E2} + a_{D3}a_{E3} + a_{D4}a_{E4} = 0.
 \end{aligned} \tag{1}$$

Each possible combination of edges for a chosen number of vectors (vertices) and chosen orthogonalities between them corresponds to a system of such nonlinear equations. A solution to systems which correspond to MMP diagrams without 0-1 states is a set of components of KS vectors we want to find. Thus the main clue to finding *all* KS vectors is the exhaustive generation all MMP diagrams as given in Sec. 2, then picking out all those diagrams that cannot have 0-1 states as presented in Sec. 3, establishing the correspondence between the latter diagrams and the equations for the vectors as shown in Eq. 1, and eventually solving the the systems of the so obtained equations.

In realistic application of the algorithms we actually merge these four stages so as to avoid generation of those diagrams that cannot have a solution. In doing so, we turn the exponential complexity of the problem into a polynomial one.

Finding KS vectors is not a well-posed problem in terms of solving, though. Indeed if \mathcal{V} is a KS vector then $\lambda\mathcal{V}$ is also a KS vector for any non-zero scalar λ . Furthermore, if \mathcal{S} is a set of KS vectors, then $\mathcal{R}\mathcal{S}$ is also such a set for any arbitrary rotation matrix \mathcal{R} . We may simplify the problem by considering only unitary vectors (hence each vector component will have a value in $[-1,1]$). To avoid the rotation problem we may assume that one n -tuple is the orthonormal basis of \mathbb{R}^n . Under these assumptions some of the orthogonality equations simplify. E.g., if 1234 is the basis of \mathbb{R}^4 with $1=[0,0,0,1]$ then 1567 indicates that the fourth components of 5,6,7 are 0. The non-collinearity constraints also plays an important role. E.g., 1235 is not a possible n -tuple as three components of 5 would be 0 and hence 5 would be collinear with 4.

This has prompted us to develop a *preliminary pass* which allows elimination of n -tuples that cannot lead to a solution. Consider a system of m 4-dim vectors. The preliminary pass make use of a $m \times 4$ table \mathcal{T} , called the *0-table* with an entry set to 1 when a vector components cannot be 0 (e.g., if vector j has components $[a_{j1}, 0, 0, a_{j4}]$, then a_{j1}, a_{j4} cannot be 0 and $\mathcal{T}[j, 1] = \mathcal{T}[j, 4] = 1$). The preliminary pass selects a set of four 4-dim vectors as the basis of \mathbb{R}^4 . It then applies a set of simplification rules on the the orthogonality equations. For example, if the equation is $a_{jk} a_{ik} = 0$ and

$\mathcal{T}[j, k] = 1$ then a_{ik} is set to 0. Each time a vector component value is determined the 0-table is updated and the preliminary pass is restarted. The process will stop when no further simplification may be performed or when a constraint violation occurs (e.g., one equation implies that a_{jk} should be 0 while the 0-table indicates that this component cannot be 0) in which case the system cannot have a solution. The simplification rules used in the preliminary pass depend on the space dimension.

The preliminary pass has been implemented as a C program that has been added as a filter in the generation program. For avoiding the exponential growth of the number of generated MMP diagrams it is essential that the KS-system should be generated incrementally i.e. that the program generates sequentially all systems starting with a given m n -tuples before modifying the m th n -tuple. Using this incremental generation as soon as the preliminary pass determines that an initial set of m n -tuples has no solution and that no further systems starting with this set will be generated. E.g., for 18 vectors and 12 quadruples without such a filter one should generate $> 2.9 \cdot 10^{16}$ systems—what would require more than 30 million years on a 2 GHz CPU—while the filter reduces the generation to 100220 systems (obtainable within < 30 mins on a 2 GHz CPU). Thereafter **states01** gives us 26800 systems without 0-1 states in < 5 secs.

For the remaining systems two solvers have been developed. One is based on a specific implementation of Ritt characteristic set calculation [39]. Assume that a vector $V = [a_{V1}, 0, 0, a_{V4}]$ (this implies that a_{V1}, a_{V4} cannot be 0) is orthogonal to $W = [a_{W1}, 0, a_{W2}, a_{W4}]$. From the orthogonality condition $a_{W1} a_{V1} + a_{W4} a_{V4} = 0$ we deduce that $a_{W1} = -a_{W4} a_{V4} / a_{V1}$ (as a_{V1} cannot be 0) and that a_{W4} cannot be 0. Such findings is propagated to the other equations and, as for the preliminary pass, simplification rules are applied on the equations, allowing to determine further unknowns and to update the 0-table. The process is repeated until no further unknown can be determined or when a constraint violation occurs. If no violation occurs we will usually get a set of remaining equations that are quite simple and allows one to determine all solutions. This solver has been implemented using the symbolic computation software Maple. E.g., for system (a) in Fig. 3: 1234, 4567, 789A, ABCD, DEFG, GHI1, 35CE, 29BI, 68FH, we get (in < 10 secs on a 2 GHz CPU) the remaining set of 10 equations: $2a_{62}^2 = 2a_{C1}^2 = 2a_{G3}^2 = 2a_{54}^2 = 4a_{E4}^2 = 1$, $2a_{53}^2 = 2a_{I2}^2 = 2a_{94}^2 = 4a_{A2}^2 = 2a_{I1}^2 = 1$ from the roots of which we may deduce the other vector components (e.g., we get 6 as $a_{62}[0, 1, -2a_{54}a_{94}a_{53}, a_{94}]$).

Our second solver is based on interval analysis. An interval evaluation of an equation $f(x_1, \dots, x_m) = 0$ is a range $F = [a, b]$ such that if all the unknowns x_1, \dots, x_m are restricted to lie within given ranges, then whatever is the values of the unknowns in their range we have $a \leq f(x_1, \dots, x_n) \leq b$. A simple way to calculate an interval evaluation is to use interval arithmetics that simply substitute all mathematical operators by an interval equivalent. E.g., the interval evaluation of the orthogonality condition $x_1 y_1 + x_2 y_2$ with $x_1, x_2 \in [0.5, 1]$ and $y_1 \in [0.1, 0.2]$, $y_2 \in [0.2, 1]$ is calculated as $[0.5, 1][0.1, 0.2] + [0.5, 1][0.2, 1] = [0.05, 0.2] + [0.01, 1] = [0.06, 1.2]$. Note that if the interval evaluation of an equation does not include 0 then there is no value of the unknowns in their range that can cancel the equation. A *box* will be a set of ranges, one

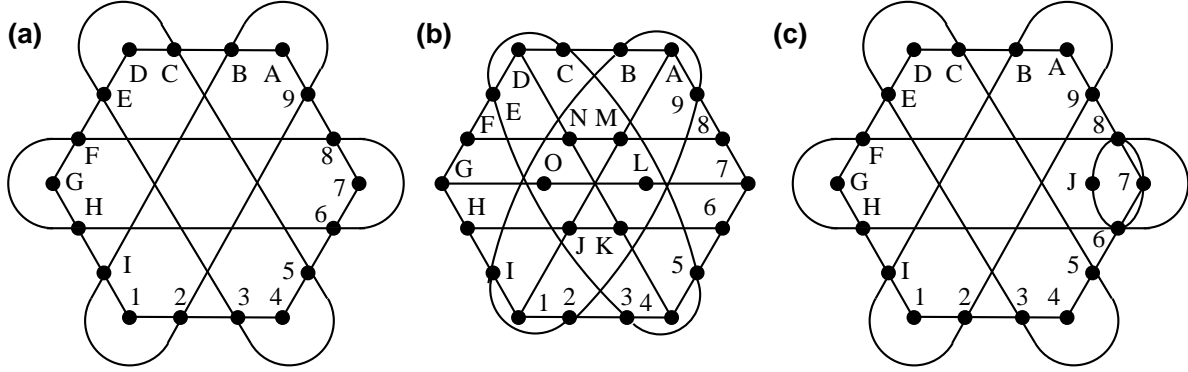


Figure 3. Smallest 4-dim KS systems with: (1) loops of size 3: (a) 18-9 (isomorphic to Cabello et al. [28]); (b) 24(22)-13 not containing system (a), with values $\notin \{-1, 0, 1\}$; (2) loops of size 2: (c) 19(18)-10.

for each unknowns.

Solving a KS-system is appropriate for an interval analysis-based solver as all the unknowns are restricted to lie in the range $[-1, 1]$, the set of which is the box \mathcal{B}_0 . A basic solver uses a list of boxes \mathcal{L} that has initially as element \mathcal{B}_0 . At step i the algorithm processes box \mathcal{B}_i of \mathcal{L} and calculates the interval evaluation of the orthogonality and unitary equations: if the interval evaluation of one of these equations does not include 0 then the algorithm will process the next box in the list. Otherwise two new boxes will be generated from \mathcal{B}_i by bisecting one of the range of the box. These boxes will be added to the list and the next box in the list will be processed. The algorithm will stop either when all the boxes have been processed (the system has no solution) or when the width of all the ranges in a box is lower than a small value while the interval evaluation of all the equations still include 0 (a solution is supposed to have been obtained). Note that the method is mostly sensitive to the number of unknowns (which explains why the vectors that appear only once in the KS-system should be eliminated) and not so much on the number of equations. On the contrary, additional equations may even reduce the computation time. Hence, there is no major slowdown, when for a triplet $\mathbf{X}_i \mathbf{X}_j \mathbf{X}_k$ in 3D we have $\mathbf{X}_k = \pm \mathbf{X}_i \times \mathbf{X}_j$ and must use additional equations that the square of the components of these vectors have to be identical.

Numerous methods may be used to improve the efficiency of the basic solver (especially to prove that indeed a system has a solution). We use the interval analysis library *ALIAS* * to deal efficiently with the KS systems.

We also developed a checking program that finds solutions from assumed sets, say $\{-1, 0, 1\}$, even much faster (< 1 sec on a 2 GHz CPU) by precomputing all possible scalar products. The main algorithm scans the vertices and tries to assign unique vectors to them so that all vectors assigned to a given edge are orthogonal. In case of a conflict the algorithm backtracks, until either all possible assignments have been exhausted or a

* www.inria.fr/coprin/logiciels/ALIAS/ALIAS.html

solution is found. We match its exponential behaviour by scanning next those vertices most tightly coupled to those already scanned, helping to force conflicts to show up early on so that backtracking can take care of them more quickly.

5. New results and conclusions

In this paper we presented algorithms that generate and those that solve sets of arbitrary many Kochen-Specker (KS) vectors that are of polynomial complexity. The algorithms merge generation of linear MMP diagrams corresponding to blocks of orthogonal vectors in \mathbb{R}^n (Sec. 2), filtering out those vectors on which 0-1 states cannot be defined (Sec. 3), and solving nonlinear equations describing the orthogonalities of the vectors by means of interval analysis (Sec. 4), so as to eventually generate KS vectors in a polynomially complex way. Using the algorithms we obtained the following results:

(i) A general feature we found to hold for all MMP without 0-1 states we tested is that the number of vertices a and the number of edges b satisfy the following inequality: $nb \leq 2a$, where n is the number of vertices per edge. Hence, there are no sets of b n -tuples of orthogonal vectors in \mathcal{H}^n on which no 0-1 states can be defined whose number $a > \frac{nb}{2}$. In \mathbb{R}^n this means that we cannot arrive at systems with more unknown (components of vectors) than equations (orthogonality conditions). To prove the feature for an arbitrary n remains an open question.

(ii) No one of the systems corresponding to the smallest diagrams without 0-1 states given in Sec. 3 and Fig. 2 has a solution. The smallest KS vectors that we found to have real solutions are presented in Figs. 3 and 4.

(iii) Between 4-dim systems, with smallest loops of size 3, (a) and (b) of Fig. 3, there are 62 systems with loops of size 3, all containing the system (a), but 37 of whom do not have solutions from $\{-1, 0, 1\}$. System (b) is the first system not containing (a): 1234, 4567, 789A, ABCD, DEFG, GHI1, FNM8, GOL7, HJK6, DNK4, AMJ1, 35CE, B29I. One of its solutions is: $12 \dots NO = \{1, 0, 1, 1\} \{1, 0, -2, 1\} \{1, 0, 0, -1\} \{0, 1, 0, 0\} \{0, 0, 1, 0\} \{0, 0, 0, 1\} \{1, 0, 0, 0\} \{0, 2, 2, 1\} \{0, 2, -1, -2\} \{0, 1, -2, 2\} \{3, 2, 2, 1\} \{1, -2, 0, 1\} \{-1, 0, 1, 1\} \{1, 1, 0, 1\} \{1, -1, 1, 0\} \{0, 1, 1, -1\} \{1, 1, -1, 0\} \{1, -1, 0, -1\} \{1, -2, -1, 0\} \{1, 0, 1, 0\} \{0, 0, 1, 1\} \{3, 2, -1, -2\} \{1, 0, -1, 2\} \{0, 2, -1, 1\}$. It can, of course, be easily normalised. The system does not have a solution from $\{-1, 0, 1\}$.

(iv) The smallest 4-dim system with the smallest loop of size 2 is the following 19-10 one: 1234, 4567, 789A, ABCD, DEFG, GHI1, 35CE, 29BI, 68FH, 678I shown in Fig. 3 (c). It contains system (a) of Fig. 3 and it is the only 19 vertices MMP system which has a solution from $\{-1, 0, 1\}$ for the corresponding vectors.

(v) The two smallest 4-dim systems with the smallest loops of size 2 that do not contain system (a) of Fig. 3 are the following 20-10 ones: 1234, 4567, 789A, ABCD, DEFG, GHI1, 68FH, 12JI, 1J9B, 345K, 4KEC and 1234, 4567, 789A, ABCD, DEFG, GHI1, 68FH, 2IAK, 345J, 4JEC, 9ABK shown in Fig. 3 (a) and (b). The latter system is isomorphic to Kernaghan's system [27]. The solution to the former one is: $12 \dots JK = \{0, 0, 0, 1\} \{1, 0, 0, 0\} \{0, 1, 1, 0\} \{0, 1, -1, 0\} \{1, 0, 0, -1\} \{1, 1, 1, 1\} \{1, -1, -1, 1\} \{1, 1, -1, -1\}$

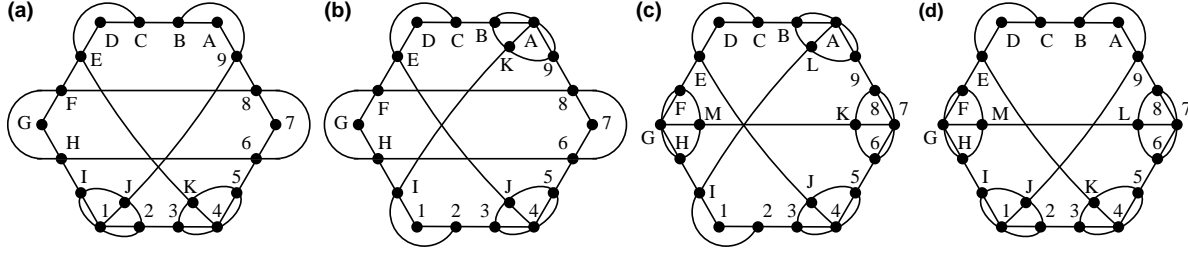


Figure 4. Smallest 4-dim KS systems with loops of size 2: (1) — not containing system (a) of Fig. 3: (a) 20-11; (b) 20-11 isomorphic to Kernaghan [27]; (2) — not containing systems (a) and (b) off this figure: (c) 22-13; (d) 23-13 contained in Peres [26].

$\{1,0,1,0\}\{0,1,0,1\}\{1,0,-1,0\}\{1,1,1,-1\}\{1,-1,1,1\}\{1,-1,-1,-1\}\{0,0,1,-1\}\{1,1,0,0\}\{1,-1,0,0\}\{0,0,1,0\}\{0,1,0,0\}\{1,0,0,1\}.$

(vi) All 4-dim systems with up to 22 vectors and 12 edges with the smallest loops of size 2 which do have solutions from $\{-1,0,1\}$ contain at least one of the systems (a) and (b) of Fig. 4 and in many cases also (a) of Fig. 3. The two smallest 4-dim systems with the smallest loops of size 2 that contain neither of the latter three systems are 22-13 systems (c) and (d) of Fig. 4: 1234,4567,789A,ABCD,DEFG,GHI1,2ILA,345J,4JEC,678K,7KMG,9ABL,FGHM and 1234,4567,789A,ABCD,DEFG,GHI1,12IJ,345K,678L,GML7,1J9B,4KEC,FGHM. The latter one is contained in Peres' 24-15 system [26]. Their solutions are: $12\dots LM = \{1,1,0,0\}\{1,-1,0,0\}\{0,0,1,0\}\{0,0,0,1\}\{1,0,0,0\}\{0,1,1,0\}\{0,1,-1,0\}\{1,0,0,1\}\{1,-1,-1,-1\}\{1,1,1,-1\}\{1,-1,1,1\}\{1,0,-1,0\}\{0,1,0,1\}\{1,0,1,0\}\{1,1,-1,-1\}\{1,-1,-1,1\}\{1,-1,1,-1\}\{0,0,1,1\}\{0,1,0,0\}\{1,0,0,-1\}\{1,1,-1,1\}\{1,1,1,1\}$ and $12\dots M = \{0,0,0,1\}\{1,0,0,0\}\{0,1,1,0\}\{0,1,-1,0\}\{1,0,0,-1\}\{1,1,1,1\}\{1,-1,-1,1\}\{1,-1,1,-1\}\{1,1,0,0\}\{0,0,1,1\}\{1,-1,0,0\}\{1,1,1,-1\}\{1,1,-1,1\}\{1,-1,-1,-1\}\{0,1,0,-1\}\{1,0,1,0\}\{1,0,-1,0\}\{0,1,0,0\}\{0,0,1,0\}\{1,0,0,1\}\{1,1,-1,-1\}\{0,1,0,1\}.$

(vii) 4-dim systems with more than 41 vectors cannot have solutions from $\{-1,0,1\}$ and there are no such solutions to systems with minimal loops of size 5 up to 41 vectors, what brings the Hasse (Greechie) diagram approach to the KS problem [32, 33] into question. The smallest 40-20 MMP diagram with minimal loops of size 5 without 0-1 states given in Sec. 3 does not have a solution from the $\{-1,0,1\}$ set.

(viii) It can easily be shown that a 3-dim system of equations representing diagrams containing loops of size 3 and 4 cannot have a real solution.

For the loops of size 3, 123,345,561 the proof runs as follows. Let us choose $1=\{1,0,0\}$, $2=\{0,1,0\}$, $3=\{0,0,1\}$, and $i=\{a_{i1}, a_{i2}, a_{i3}\}$, $i = 4, 5, 6$ and consider block 345. Using $3\cdot 5=0$ we get $a_{53} = 0$. Let us next consider group 561. Using $5\cdot 1=0$ we get $a_{51} = 0$. Hence, $5=\{0, a_{52}, 0\}$ and is therefore collinear with 2. Thus, the system cannot have a solution. The proof for the loops of size 4 is similar only a little longer.

(ix) The smallest 3-dim systems without a 0-1 valuation have a minimal loop of size 5, 19 vertices and 13 edges [Sec. 3, Fig. 2 (d)], but they do not have real solutions. We scanned all systems with up to 30 vectors and 20 orthogonal triads and there are no

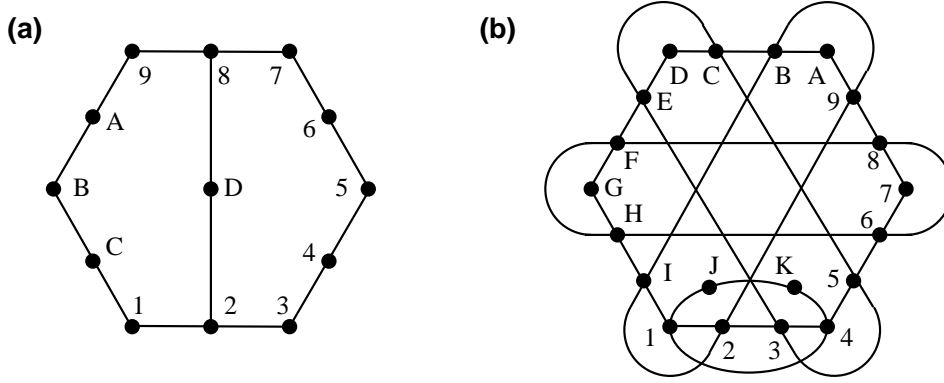


Figure 5. (a) System with dropped vectors that belong to only one edge (4,6,A,C,D) does not have any 0-1 state. Taking any of these vectors into account results with systems with at least one 0-1 state; (b) Neither the system itself nor the systems obtained by dropping vectors (J or K or both) allow 0-1 states. The latter systems have solutions while the original system does not have any.

KS vectors among them. This does not mean that Conway-Kochen's system (CK) [25, p. 114] is the smallest KS system, though. It turns out that we cannot drop vectors that belong to only one edge from orthogonal triads because there are cases where a solution to a full system allows 0-1 valuation while one to a system with dropped vectors does not or where the full system cannot have a solution. So, CK is actually not a 31 but a 51 vector system. When all the vectors are taken into account then Bub's one [24] is the smallest.

To see why we should not drop vectors that belong to only one edge in detail, let us look at Fig. 5 (a). If we drop all vectors that belong to only one edge we get: 123,35,567,789,9B,B1,28. This system has no 0-1 states. But if we take into account a single such vector, say 123,345,567,789,9B,B1,28 or 123,35,567,789,9B,B1,2D8, the system has at least one 0-1 state. All these systems do have solutions. The opposite situation is given by Fig. 5 (b). The system does not admit 0-1 states but has no solution. If we dropped J or K or both we would have a system with no 0-1 states and the systems would have solutions. E.g., the system with dropped K has the following solution: $12 \dots IJ = \{0,0,0,1\}\{1,0,0,0\}\{0,1,1,0\}\{0,1,-1,0\}\{1,0,0,-1\}\{1,-1,-1,1\}\{1,1,1,1\}\{1,-1,1,-1\}\{0,1,0,-1\}\{1,0,-1,0\}\{0,1,0,1\}\{1,-1,1,1\}\{1,1,1,-1\}\{1,1,-1,1\}\{0,0,1,1\}\{1,-1,0,0\}\{1,1,0,0\}\{0,0,1,0\}\{1,-1,-1,0\}$. It is true, the examples of Bub, Peres, and Conway-Cochen do have both the lack of 0-1 states and the solutions with and without vectors that belong to only one edge but due to the above counter-examples it appears more proper to list them according to the total number of vectors. Besides, the vectors take their part in spanning the corresponding physical space and are unavoidable for its complete description.

(x) The class of all remaining (non-KS) vectors from \mathcal{H}^n we get so as to first filter out all the MMP diagrams that do have 0-1 states. Then the real solutions to the equations corresponding to these diagrams yield the desired vectors.

(xi) Presented algorithms can easily be generalised beyond the KS theorem. One can use MMP diagrams to generate Hilbert lattices, partial Boolean algebras, and general quantum algebras which could eventually serve as an algebra for quantum computers. [40] One can also treat any condition imposed upon inner products in \mathbb{R}^n to find solutions not by directly solving all nonlinear equations but by first filtering the corresponding diagrams and solving only those equations that pass the filters.

Acknowledgments

One of us (M. P.) would like to acknowledge the support of the *Ministry of Science, Education, and Sport* of Croatia through the project *Quantum Theory of Information*. He would also like to acknowledge the support of the Computing Centre of the Faculty of Civil Engineering and the University Computing Centre of Zagreb in using their clusters.

References

- [1] A. Cabello and G. García-Alcaine, Proposed Experimental Tests of the Bell-Kochen-Specker Theorem, *Phys. Rev. Lett.* **80**, 1797–1799 (1998), [arXiv.org/quant-ph/9709047](https://arxiv.org/abs/quant-ph/9709047).
- [2] C. Simon, H. Weinfurter, M. Żukowski, and A. Zeilinger, Feasible Kochen-Specker Experiment with Single Particles, *Phys. Rev. Lett.* **85**, 1783–1786 (2000), [arXiv.org/quant-ph/0009074](https://arxiv.org/abs/quant-ph/0009074).
- [3] D. A. Meyer, Finite Precision Measurement Nullifies the Kochen-Specker Theorem, *Phys. Rev. Lett.* **83**, 3751–3754 (1999), [arXiv.org/quant-ph/9905080](https://arxiv.org/abs/quant-ph/9905080).
- [4] A. Kent, Noncontextual Hidden Variables and Physical Measurements, *Phys. Rev. Lett.* **83**, 3755–3757 (1999), [arXiv.org/quant-ph/9906006](https://arxiv.org/abs/quant-ph/9906006).
- [5] N. D. Mermin, A Kochen-Specker Theorem for Imprecisely Specified Measurement, [arXiv.org/quant-ph/9912081](https://arxiv.org/abs/quant-ph/9912081) (1999).
- [6] C. Simon, Č. Brukner, and A. Zeilinger, Hidden-Variable Theorems for Real Experiments, *Phys. Rev. Lett.* **86**, 4427–4430 (2001), [arXiv.org/quant-ph/0006043](https://arxiv.org/abs/quant-ph/0006043).
- [7] A. Cabello, Finite Precision Measurement Does Not Nullify the Kochen-Specker Theorem, [arXiv.org/quant-ph/0104024](https://arxiv.org/abs/quant-ph/0104024) (2001).
- [8] Y.-F. Huang, C.-F. Li, J.-W. P. Yong-Sheng Zhang, and G.-C. Guo, Kochen-Specker Theorem for Finite Precision Spin-One Measurement, *Phys. Rev. Lett.* **88**, 240402–1–4 (2002), previous version: [arXiv.org/quant-ph/0209038](https://arxiv.org/abs/quant-ph/0209038).
- [9] A. Cabello, Kochen-Specker Theorem for a Single Qubit Using Positive Operator-Valued Measures, *Phys. Rev. Lett.* **90**, 190401–1–4 (2003), [arXiv.org/quant-ph/0210082](https://arxiv.org/abs/quant-ph/0210082).
- [10] P. K. Aravind, Generalized Kochen-Specker Theorem, *Phys. Rev. A* **68**, 051204–1–3 (2003), [arXiv.org/quant-ph/0301074](https://arxiv.org/abs/quant-ph/0301074).
- [11] H. Havlicek, G. Krenn, J. Summhammer, and K. Svozil, Coloring the Rational Quantum Sphere and the Kochen-Specker Theorem, *J. Phys. A* **34**, 3071–3077 (2001), [arXiv.org/quant-ph/9911040](https://arxiv.org/abs/quant-ph/9911040).
- [12] T. Breuer, Kochen-Specker Theorem for Finite Precision Spin-One Measurements, *Phys. Rev. Lett.* **88**, 24002–1–4 (2002), [arXiv.org/quant-ph/0206035](https://arxiv.org/abs/quant-ph/0206035).
- [13] P. K. Aravind and F. Lee-Elkin, Two Noncolourable Configurations in Four Dimensions Illustrating the Kochen-Specker Theorem, *J. Phys. A* **31**, 9829–9834 (1998).
- [14] R. D. Gill and M. S. Keane, A geometric proof of the Kochen-Specker no-Go Theorem, *J. Phys. A* **29**, L289–L291 (1996), [arXiv.org/quant-ph/0304013](https://arxiv.org/abs/quant-ph/0304013).
- [15] A. Cabello and G. García-Alcaine, Bell-Kochen-Specker Theorem for Any Finite Dimension $n \geq 3$, *J. Phys. A* **29**, 1025–1036 (1996).

- [16] A. Cabello, Kochen-Specker Theorem and Experimental Tests on Hidden Variables, *Int. J. Mod. Phys. A* **15**, 2813–2820 (2000), [arXiv.org/quant-ph/9911022](https://arxiv.org/quant-ph/9911022).
- [17] R. Clifton, Complementarity between Position and Momentum as a Consequence of Kochen-Specker Arguments, *Phys. Lett. A* **271**, 1–7 (2000), [arXiv.org/quant-ph/9912108](https://arxiv.org/quant-ph/9912108).
- [18] C. J. Isham and J. Butterfield, A Topos Perspective on the Kochen-Specker Theorem: I. Quantum States as Generalized Valuations, *Int. J. Theor. Phys.* **37**, 2669–2733 (1998), [arXiv.org/quant-ph/9803055](https://arxiv.org/quant-ph/9803055).
- [19] J. Butterfield and C. J. Isham, A Topos Perspective on the Kochen-Specker Theorem: II. Conceptual Aspects and Classical Analogues, *Int. J. Theor. Phys.* **38**, 827–859 (1999), [arXiv.org/quant-ph/9808067](https://arxiv.org/quant-ph/9808067).
- [20] J. Hamilton, C. J. Isham, and J. Butterfield, A Topos Perspective on the Kochen-Specker Theorem: III. Von Neumann Algebras as the Base Category, *Int. J. Theor. Phys.* **39**, 1413–1436 (2000), [arXiv.org/quant-ph/0009039](https://arxiv.org/quant-ph/0009039).
- [21] J. Butterfield and C. J. Isham, A Topos Perspective on the Kochen-Specker Theorem: IV. Interval Valuations, *Int. J. Theor. Phys.* **41**, 613–639 (2002), [arXiv.org/quant-ph/0107123](https://arxiv.org/quant-ph/0107123).
- [22] J. Barrett and A. Kent, Noncontextuality, Finite Precision Measurement and the Kochen-Specker, *Stud. Hist. Phil. Mod. Phys.* **35**, 151–176 (2004), [arXiv.org/quant-ph/0309017](https://arxiv.org/quant-ph/0309017).
- [23] S. Kochen and E. P. Specker, The problem of hidden variables in quantum mechanics, *J. Math. Mech.* **17**, 59–87 (1967).
- [24] J. Bub, Schütte’s Tautology and the Kochen-Specker Theorem, *Found. Phys.* **26**, 787–806 (1996).
- [25] A. Peres, *Quantum Theory: Concepts and Methods*, Kluwer, Dordrecht, 1993.
- [26] A. Peres, Two Simple Proofs of the Bell-Kochen-Specker Theorem, *J. Phys. A* **24**, L175–L178 (1991).
- [27] M. Kernaghan, Bell-Kochen-Specker Theorem for 20 Vectors, *J. Phys. A* **27**, L829–L830 (1994).
- [28] A. Cabello, J. M. Estebarez, and G. García-Alcaine, Bell-Kochen-Specker Theorem: A Proof with 18 Vectors, *Phys. Lett. A* **212**, 183–187 (1996), [arXiv.org/quant-ph/9706009](https://arxiv.org/quant-ph/9706009).
- [29] M. Pavičić, Quantum Computers, Discrete Space, and Entanglement, in *SCI 2002/ISAS 2002 Proceedings, The 6th World Multiconference on Systemics, Cybernetics, and Informatics*, edited by N. Callaos, Y. He, and J. A. Perez-Peraza, volume XVII, SCI in Physics, Astronomy and Chemistry, pages 65–70, SCI, Orlando, Florida, 2002, [arXiv.org/quant-ph/0207003](https://arxiv.org/quant-ph/0207003).
- [30] M. Pavičić, Constructing Quantum reality, in *The Role of Mathematics in Physical Sciences*, edited by G. Boniolo and G. Furlan, page [to appear], Italy, 2004.
- [31] D. Smith, An Orthomodular Bell-Kochen-Specker Theorem, *Int. J. Theor. Phys.* **43**, [to appear] (2004).
- [32] K. Svozil and J. Tkadlec, Greechie Diagrams, Nonexistence of Measures and Kochen-Specker-Type Constructions, *J. Math. Phys.* **37**, 5380–5401 (1996).
- [33] J. Tkadlec, Diagrams of Kochen-Specker Constructions, *Int. J. Theor. Phys.* **39**, 921–926 (2000).
- [34] B. O. Hultgren, III and A. Shimony, The Lattice of Verifiable Propositions of the Spin-1 System, *J. Math. Phys.* **18**, 381–394 (1977).
- [35] B. D. McKay, N. D. Megill, and M. Pavičić, Algorithms for Greechie Diagrams, *Int. J. Theor. Phys.* **39**, 2381–2406 (2000), [arXiv.org/quant-ph/0009039](https://arxiv.org/quant-ph/0009039).
- [36] M. Pavičić, Kochen-Specker Algorithms for Qubits, in *Proceedings of The Seventh International Conference on Quantum Communication, Measurement and Computing, July 25-28, 2004*, page [to appear], 2004.
- [37] B. D. McKay, Isomorph-Free Exhaustive Generation, *J. Algorithms* **26**, 306–324 (1998).
- [38] B. D. McKay, *nauty* User’s Guide (version 1.5), Dept. Comput. Sci. Australian Nat. Univ. Tech. Rpt. TR-CS-90-02 (1990).
- [39] J. F. Ritt, *Differential Algebra*, Coll. Publ. 33, AMS, New York, 1950.
- [40] N. D. Megill and M. Pavičić, Equations, States, and Lattices of Infinite-Dimensional Hilbert Space, *Int. J. Theor. Phys.* **39**, 2337–2379 (2000), [arXiv.org/quant-ph/0009038](https://arxiv.org/quant-ph/0009038).