

Efficient high-fidelity quantum computation using matter qubits and linear optics

Sean D. Barrett* and Pieter Kok†

Hewlett Packard Laboratories, Filton Road, Stoke Gifford, Bristol BS34 8QZ, UK

(Dated: May 23, 2019)

We propose a practical method to generate cluster states for quantum computers. The qubit systems can be NV-centers in diamond, Pauli-blockade quantum dots with an excess electron or trapped ions with optical transitions, which are each placed in a cavity and subsequently entangled using a double-heralded single-photon detection scheme. The fidelity of the resulting entanglement is extremely robust against the most important errors such as detector loss, spontaneous emission, and mismatch of cavity parameters. The cluster states are generated scalably using a probabilistic entanglement swapping protocol. Existing experimental parameters indicate that high fidelity clusters can be generated with a moderate constant overhead.

PACS numbers: 32.80.-t, 78.70.-g

Quantum computers offer a potentially exponential computational speed-up over classical computers, and many physical implementations have been proposed over the last decade. Particularly promising proposals are those in which unitary operations and readout in matter qubits are implemented via laser-driven optical transitions. Examples are the original ion-trap proposal [1], NV-centers in diamond [2], and schemes utilizing the Pauli-blockade effect in quantum dots with a single excess electron [3, 4]. Experimental achievements in these systems include teleportation [5, 6], four-ion entanglement [7], the Deutsch-Jozsa algorithm in ion traps [8], and the observation of coherent oscillations in a single electron spin in an NV-center [2]. Characteristic decoherence times in these experiments range from seconds for ion-trap qubits [5], to tens of microseconds for NV centers in diamond [9] and quantum dots [3]. The well-developed technique of optically addressing matter qubits requires the qubits to be sufficiently far apart so that they are resolved by the optical field. However, in many proposals the two-qubit gates are facilitated by a relatively short range interaction (e.g. the Coulomb interaction), which means that the qubits have to be placed closely together. The short-range interaction and the optical addressing of the qubits therefore seems to lead to contradictory system requirements. Implementations using ion traps do not run into this contradiction, but have to use mini-trap arrays or moving qubits to obtain scalability.

A specific computational model for quantum computers is the so-called cluster state model, in which a generic, highly entangled *cluster state* is subjected to programmable single-qubit measurements. These states, together with the single-qubit measurements are capable of universal quantum computation [10]. Several linear-optical implementations of this model have been proposed [11, 12, 13]. Here, we propose a scheme for quantum computing using matter systems for qubit storage, and employing optical transitions of the qubit system, together with linear optics and photo-detection, to generate cluster states of *spatially separated* qubits. We as-

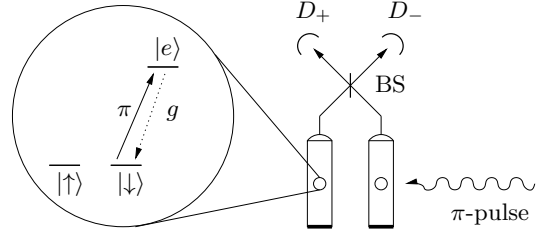


FIG. 1: In the circle: The qubit system $\{|\uparrow\rangle, |\downarrow\rangle\}$ with the excited state $|e\rangle$. The π -pulse affects only the transition $|\downarrow\rangle \rightarrow |e\rangle$, and the emission of a photon into the cavity mode brings the excited state back to the qubit state $|\downarrow\rangle$. Using a pair of leaky cavities with this system and conditioning on a single-photon in the detectors D_+ or D_- creates entangled qubit states. The 50:50 beam splitter (BS) is used to erase the which-path information.

sume that arbitrary single qubit unitaries and high fidelity single shot measurements can be performed on individual qubits, as demonstrated in ion traps [8] and NV-centers in diamond [2]. Various techniques for implementing them in quantum dots have been proposed [3, 4]. We first describe a non-deterministic procedure for entangling two spatially separated matter qubits, and subsequently explain how this procedure can be used to efficiently generate cluster states of many qubits.

We consider matter systems, each comprising of two long-lived, low lying states $|\uparrow\rangle$ and $|\downarrow\rangle$, and one excited state $|e\rangle$, in an L -configuration (see Fig. 1). The system is constructed in such a way that an optical π -pulse will induce the transformation $|\downarrow\rangle \rightarrow |e\rangle$ and $|\uparrow\rangle \rightarrow |\uparrow\rangle$. The transition $|\uparrow\rangle \leftrightarrow |e\rangle$ is forbidden, e.g., by a selection rule. The low lying states $|\uparrow\rangle$ and $|\downarrow\rangle$ represent the logical qubit states $|0\rangle$ and $|1\rangle$ respectively. Each such system is embedded in a separate optical cavity, such that the $|\downarrow\rangle \leftrightarrow |e\rangle$ transition is preferentially coupled to the cavity mode. One end of each cavity is leaky, with the leakage rate of the i^{th} cavity given by $2\kappa_i$. The light escaping from the cavities is mixed on a 50:50 beam splitter, the

output modes of which are monitored by two vacuum-discriminating detectors, D_+ and D_- , with efficiency η .

The scheme proceeds as follows. Firstly, both qubits are prepared in the state $|+\rangle = (|\uparrow\rangle + |\downarrow\rangle)/\sqrt{2}$ using local unitaries. We then implement the following sequence of operations: *i*) Apply an optical π -pulse to each qubit, coherently pumping the population in the $|\downarrow\rangle$ state into the $|e\rangle$ state; *ii*) Wait for up to a time t_{wait} for a photo-detection event in either D_+ or D_- ; *iii*) Wait for a further time t_{relax} for any remaining excitation in the qubit-cavity systems to relax; *iv*) Apply an X operation to both qubits, coherently flipping the spins as $|\uparrow\rangle \rightarrow |\downarrow\rangle$ and $|\downarrow\rangle \rightarrow |\uparrow\rangle$; *v*) Repeat steps *i*–*iii*.

Appropriate values for t_{wait} and t_{relax} are determined by the system parameters discussed below. If zero or two photo-detection events are observed on either round of the procedure, the scheme failed, and the qubits must be newly prepared before re-attempting the entangling procedure. On the other hand, if one (and only one) photo-detection event is observed on each round of the protocol, the scheme has succeeded, and in the case of identical matter systems in cavities, a maximally entangled state is prepared *with unit fidelity*. The scheme is not deterministic; in fact, the probability of success p is generally less than $1/2$. The technique of entangling systems in distant cavities by excitation and photo detection via a beam splitter is well-known [14, 15, 16, 17, 18]. Here, we apply this idea twice with an intermediate bit flip to increase the fidelity of the prepared state. We call this technique *double heralding*, and it turns out to be exceedingly robust against most common experimental errors.

We analyze the scheme in detail using the quantum trajectories formalism [19]. For clarity, we first consider the ideal case, in which the detectors have unit efficiency ($\eta = 1$), and spontaneous emission of photons from the transition $|e\rangle \rightarrow |\downarrow\rangle$ into modes other than the cavity mode is neglected. During time periods where no detector clicks are observed, the conditional state of the system, in the interaction picture, evolves smoothly according to the effective Hamiltonian ($\hbar = 1$)

$$H_{\text{eff}} = \sum_{i=A,B} \frac{g_i}{2} \left(|\downarrow\rangle_{ii} \langle e| \hat{c}_i^\dagger + \text{H. c.} \right) - i \sum_{i=A,B} \kappa_i \hat{c}_i^\dagger \hat{c}_i. \quad (1)$$

Here, g_i denotes the Jaynes-Cummings coupling between the $|e\rangle_i \leftrightarrow |\downarrow\rangle_i$ transition and the mode of the i^{th} cavity, and \hat{c}_i is the corresponding annihilation operator. For the purpose of illustrating the ideal case, we assume that systems A and B are identical, such that $g_A = g_B = g$ and $\kappa_A = \kappa_B = \kappa$, and that $\kappa \geq g$.

When a single click is observed in detector D_\pm , the state of the whole system discontinuously evolves as $|\psi(t)\rangle \rightarrow \hat{c}_\pm |\psi(t)\rangle$, where $\hat{c}_\pm = (\hat{c}_A \pm \hat{c}_B)/\sqrt{2}$ denotes the corresponding jump operators. Thus, after steps *i*–*ii* of the entangling protocol, conditioned on observing a

detector click at time $t_1 \leq t_{\text{wait}}$, the unnormalized state of the whole system is

$$\begin{aligned} |\tilde{\psi}(t_1)\rangle = & \alpha(t_1)|\Psi_\pm\rangle + \alpha(t_1)\beta(t_1) \frac{|\downarrow, 0; e, 0\rangle \pm |e, 0; \downarrow, 0\rangle}{\sqrt{2}} \\ & + 2\alpha^2(t_1) \frac{|\downarrow, 0; \downarrow, 1\rangle \pm |\downarrow, 1; \downarrow, 0\rangle}{\sqrt{2}}. \end{aligned} \quad (2)$$

Here, $|q_A, p_A; q_B, p_B\rangle$ is a joint state of the whole system, with $q_{A(B)}$ and $p_{A(B)}$ denoting the states of matter system A (B) and cavity mode A (B) respectively, $|\Psi^\pm\rangle = (|\downarrow, 0; \uparrow, 0\rangle \pm |\uparrow, 0; \downarrow, 0\rangle)/\sqrt{2}$ are maximally entangled states, $\alpha(t) = -ig/(4\sqrt{\kappa^2 - g^2})(e^{-\Gamma_{\text{slow}}t/2} - e^{-\Gamma_{\text{fast}}t/2})$ and $\beta(t) = \frac{1}{2}(1 + \kappa/\sqrt{\kappa^2 - g^2})e^{-\Gamma_{\text{slow}}t/2} + \frac{1}{2}(1 - \kappa/\sqrt{\kappa^2 - g^2})e^{-\Gamma_{\text{fast}}t/2}$, where $\Gamma_{\text{fast}} = \kappa + \sqrt{\kappa^2 - g^2}$ and $\Gamma_{\text{slow}} = \kappa - \sqrt{\kappa^2 - g^2}$. In order to obtain a detector click with significant probability t_{wait} should be chosen to be a few times $\Gamma_{\text{slow}}^{-1}$.

Equation (2) implies that it may be possible to observe a *second* detector click on the *first* round of the protocol. However realistic photo-detectors typically cannot resolve two photons arriving in quick succession [20]. Within the quantum trajectories description, this can be simulated by assuming that no information is available from either detector after the first click. After a time $t_{\text{relax}} \gg \Gamma_{\text{slow}}^{-1}$, the system decoheres to the state

$$\rho = \frac{|\alpha(t_1)|^2}{N} |\Psi_\pm\rangle\langle\Psi_\pm| + \left(1 - \frac{|\alpha(t_1)|^2}{N}\right) |\downarrow\downarrow\rangle\langle\downarrow\downarrow|, \quad (3)$$

where $N = |\alpha(t_1)|^2(1 + |\beta(t_1)|^2 + |\alpha(t_1)|^2)$. The undesirable second term in Eq. (3) can now be removed by applying steps *iv* and *v* of the entangling procedure. If a photo-detection occurs on the second round, the final state of the system is a pure, maximally entangled state. If the two clicks are observed in the same (different) detector(s), the final state is $|\Psi^+\rangle$ ($|\Psi^-\rangle$). Each of the four possible successful outcomes occurs with probability $1/8$, leading to a total probability of success $p = \frac{1}{2}$. Note that we can make *any* pure two-qubit state by replacing the input qubits with $\mu_j|\uparrow\rangle + \nu_j|\downarrow\rangle$ and subsequently performing single-qubit operations.

We also analyzed the scheme in the non-ideal case, allowing for less than perfect detector efficiency $\eta < 1$, and finite spontaneous emission into free space ($\gamma_1 = \gamma_2 = \gamma > 0$). These imperfections do not reduce the fidelity of the final state, but do reduce the success probability (see Fig. 2a). Note p has a quadratic dependence on η , while p decreases rapidly for $\gamma \gtrsim \Gamma_{\text{slow}}$.

So far, we described imperfections that do not affect the fidelity of the entangled two-qubit state. We believe that the phenomena that do lower the fidelity can be made quite small, the leading contributions being 1) dark counts in the detector, 2) non-identical κ_i 's and g_i 's, 3) non-identical optical transitions (frequency mismatch) and spontaneous emission rates, and 4) decoherence of

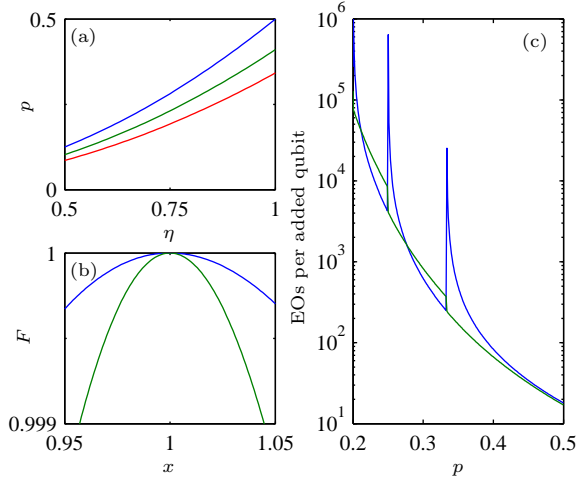


FIG. 2: (a) Probability of success p versus the detector efficiency η after both rounds of the entangling procedure. Each curve is plotted for a different value of the spontaneous emission rate $\gamma = \{0, 0.1\Gamma_{\text{slow}}, 0.2\Gamma_{\text{slow}}\}$ (top to bottom). The other parameters used were $g = 0.3$ and $\kappa = 1$. (b) Upper curve: fidelity of the entangled qubit pair for non identical leakage rates, $x = \kappa_1/\kappa_2$, taking $g_1 = g_2$. Lower curve: corresponding fidelity for non identical coupling parameters, $x = g_1/g_2$, taking $g_2 = 0.3$ and $\kappa_1 = \kappa_2 = 1$. (c) Overhead cost for building linear cluster states, measured in terms of the average number of entangling operations (EOs) that must be applied per qubit added to the cluster, $[p^{-(m-1)} + 1]/[p(m-1) - 1]$. Note that choosing $m = \lceil p^{-1} + 1 \rceil$ (blue) or $m = \lceil p^{-1} + 2 \rceil$ (green) leads to different costs, and that the best choice (i.e. the one that leads to the minimum overhead) depends on the available value of p .

the $|\downarrow\rangle$, $|\uparrow\rangle$ states. Detector dark counts can be made negligible by only observing the detector output for the short window t_{wait} . The effect of non-identical κ_i 's and g_i 's is shown in Fig. 2b. Mismatches of a few percent lead to a reduction in fidelity of less than 10^{-3} . Trapped ions and NV-centers in diamond should have identical optical transitions and spontaneous emission rates, while quantum dots may exhibit some variation due to size and composition fluctuations. The technology needed for our implementation is currently being pursued and improved upon [21, 22, 23, 24].

The next step towards scalable quantum computers is linking qubits together into cluster states, using the the double-heralded entangling operation (EO) described above. A cluster state of qubits $\{q_1, q_2, \dots, q_N\}$ can be represented graphically by a collection of qubit nodes connected by edges connecting neighboring qubits, as depicted in Fig. 3a. A linear cluster of N qubits (a *chain*) may be represented in the form $|C\rangle_{1\dots N} = (|\uparrow\rangle_1 + |\downarrow\rangle_1 Z_2)(|\uparrow\rangle_2 + |\downarrow\rangle_2 Z_3) \dots (|\uparrow\rangle_N + |\downarrow\rangle_N)$, where Z_i represents the Pauli phase-flip operation acting on qubit i . Such linear clusters can be grown using our EO, as we now

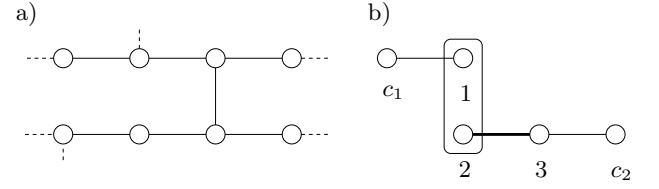


FIG. 3: Cluster states with arbitrary single-qubit measurements can perform a universal quantum computation. a) The qubits (circles) are entangled with their nearest horizontal neighbor via controlled-Z operations (depicted by lines between the qubits), and gates between computational qubits are incorporated by the vertical lines. b) To create a cluster state, we need entanglement swapping. To add a qubit to the cluster c , we teleport the state of qubit 3 to qubit 1. The Bell measurement is performed on qubits 1 and 2, and the solid line represents the quantum channel used in teleportation. Cluster c_1 -1 has now been appended with chain c_2 .

describe. Given a cluster $|C\rangle_{2\dots N}$, qubit 1 can be added to the end of the cluster by first preparing qubit 1 in the state $|\uparrow\rangle_1 \equiv |\downarrow\rangle_1 + |\uparrow\rangle_1$ and then applying the EO to qubits 1 and 2. If the EO is successful, the resulting state is of the form $(|\uparrow\rangle_1 |\downarrow\rangle_2 \pm |\downarrow\rangle_1 |\uparrow\rangle_2 Z_3) |C\rangle_{3\dots N}$, depending on whether both clicks where observed in the same detector. This can be transformed into a cluster state by applying the local operations $H_1 X_2$ or $X_1 H_1 X_2$, conditional on the outcome of the EO (here H_i is the Hadamard operation, and X the Pauli operator implementing a bit flip). If the EO fails, then qubit 2 can be measured in the computational basis, and the original cluster state shrinks by 1 qubit.

Repeatedly applying this procedure allows long chains to be grown. In order to have an average growth of the cluster, we require that $p > 1 - p$, or $p > \frac{1}{2}$. However, the theoretical upper limit of our protocol is $p = \frac{1}{2}$. Therefore, with only the procedure described above we can never create large clusters efficiently. If recycling of the clusters after a failure [13] is not performed, the typical number of EOs required to create a cluster of m qubits is $N_{\text{EO}} = p^{-(m-1)}$.

A way around this problem is to add longer chains to the cluster. In order to add a chain of length m to a cluster, we use the entanglement swapping (ES) technique shown in Fig. 3b. Qubits $(2, 3, \{c_2\})$ are initially prepared in the state $(|\uparrow\rangle_2 |\downarrow\rangle_3 Z_4 - |\downarrow\rangle_2 |\uparrow\rangle_3) |C\rangle_{\{c_2\}}$, by taking a chain of qubits $(2, 3, \{c_2\})$ (initially in a cluster state) and applying an appropriate unitary transformation on qubit 2. Qubits $(\{c_1\}, 1)$ are initially in a cluster state. The ES operation proceeds by applying the EO to qubits 1 and 2, performing the local operations $H_1 H_2$, and then measuring qubits 1 and 2 in the computational basis. Conditional on the outcome of these measurements, a single qubit unitary is applied to qubit 3. Cluster c_1 -1 has now been appended with chain c_2 . If the EO fails, qubit 1 must be measured in the compu-

tational basis, and the original cluster state shrinks by 1 qubit. If the original cluster has size N , the average length of the new cluster is $p(N + m - 2) + (1 - p)(N - 1)$, which should be larger than the original (note the loss of two qubits due to the Bell measurement in the ES procedure). Thus, in order to grow long clusters efficiently, we require short chains which satisfy the criteria

$$m > \frac{1 - p}{p} + 2. \quad (4)$$

Chains of length m can be grown independently, using the inefficient process described earlier. Growing these chains adds a constant overhead cost to the cluster generation process. Each time the ES operation is applied, an average of $p(m - 1) - 1$ qubits is added to the cluster, at a cost of $p^{-(m-1)} + 1$ applications of the EO (without recycling). The resulting overhead cost is shown in Fig. 2c. Note that there may be more efficient schemes for growing clusters using our EO (e.g. employing recycling of small clusters) which yield a lower overhead cost. To keep this off-line resource low, we need to maximize p , which means maximizing the detector efficiency and minimizing spontaneous emission into free space. For example, for $p \approx 0.25$ (or $\eta = 70\%$ with $\gamma = 0$), the number of attempted EOs required per qubit added to the cluster is 5039. A modest improvement in detector efficiency dramatically affects the overhead cost of our proposal: for $\eta = 85\%$ and $\gamma = 0$, we find the overhead is 134 EOs per qubit.

In order to build linear chains into two-dimensional cluster states capable of simulating arbitrary logic networks, cross links between linear chains must be constructed. Such links can be created by first using the EO to create T -shaped clusters of four qubits. These can then be joined to the ends of linear clusters using the ES operation. For instance, to create a T -shaped cluster out of three linear clusters, we require one T -piece, followed by three successful applications of the ES operation.

The effect of spin decoherence can be estimated by comparing the “clock time” $t_c \sim 10\Gamma_{\text{slow}}^{-1}$ at which the EO can be repeated, with the spin decoherence time t_d . If the off-line preparation of m -chains is performed in parallel, the typical age of a qubit once it has been added to the cluster is $(m/2)t_c$, where typically $m \lesssim 8$ for reasonably detector efficiencies. Assuming a reasonably strong cavity qubit coupling, $g = 100\gamma$, and critically damped cavities ($g \approx \kappa$), the size of errors due to spin decoherence is given by $\varepsilon \sim (m/2)t_c/t_d \sim 0.4\gamma^{-1}/t_d$. For instance, for the NV-diamond system ($\gamma^{-1} = 25$ ns [22] and $t_d = 32$ μ s [9]), we have $\varepsilon \sim 3 \times 10^{-4}$.

As a final point, we note that in a practical implementation of our proposal, we can apply the entangling operation to any two qubits in an array using the Quantum Fourier Transform. In optics, this is a generalization of a 50:50 beam splitter, which can be efficiently implemented with linear optics [25].

Our proposal has a number of very desirable features with respect to practical implementations. Firstly, photon loss does not reduce the fidelity of the entangled state of the qubits, but merely adds to the constant overhead cost. Secondly, owing to the simplicity of the optical networks used in this scheme, mode matching should be relatively straightforward. Thirdly, the scheme is inherently *distributed*: individual qubit-cavity systems can be placed in distant labs, and connected by optical fibers. This means that our scheme lends itself naturally to distributed applications, such as quantum repeaters [26] and quantum cryptography [27]. Finally, many of the techniques described here have been demonstrated experimentally, and the system requirements needed to create high-fidelity cluster states do not seem prohibitively restrictive.

After completion of this work, we learnt of related work by Y.L. Lim, A. Beige and L.C. Kwek [28]. We thank these authors for agreeing to submit our manuscripts simultaneously. We also thank Tim Spiller and Bill Munro for valuable discussions and careful reading of the manuscript. The authors are supported by the E.U. Nanomagiq and Ramboq projects.

* Electronic address: sean.barrett@hp.com

† Electronic address: pieter.kok@hp.com

- [1] J. Cirac and P. Zoller, Phys. Rev. Lett. **74**, 4091 (1995).
- [2] F. Jelezko et al., Phys. Rev. Lett. **92**, 076401 (2004).
- [3] E. Pazy et al., Europhys. Lett. **62**, 175 (2003).
- [4] A. Nazir et al., quant-ph/0403225 (2004).
- [5] M. Riebe et al., Nature **429**, 734 (2004).
- [6] M. Barrett et al., Nature **429**, 737 (2004).
- [7] C. Sackett et al., Nature **404**, 256 (2000).
- [8] S. Gulde et al., Nature **421**, 48 (2003).
- [9] T. A. Kennedy et al., Phys. Status Solidi (b) **233**, 416 (2002).
- [10] R. Raussendorf and H. Briegel, Phys. Rev. Lett. **86**, 5188 (2001).
- [11] N. Yoran and B. Reznik, Phys. Rev. Lett. **91**, 037903 (2003).
- [12] M. Nielsen, Phys. Rev. Lett. p. (to appear) (2004).
- [13] D. Browne and T. Rudolph, quant-ph/0405157 (2004).
- [14] C. Cabrillo et al., Phys. Rev. A **59**, 1025 (1999).
- [15] S. Bose et al., Phys. Rev. Lett. **83**, 5158 (1999).
- [16] P. Protsenko et al., Phys. Rev. A **66**, 062306 (2002).
- [17] L. M. Duan et al., quant-ph/0401020 (2004).
- [18] X. B. Zou and W. Mathis, quant-ph/0401042 (2004).
- [19] H. Carmichael, *An open systems approach to quantum optics*, vol. 18 of *Lecture notes in physics* (Springer, Berlin, 1993).
- [20] P. Kok and S. Braunstein, Phys. Rev. A **61**, 042304 (2000).
- [21] T. Stace, G. Milburn, and C. Barnes, Phys. Rev. B **67**, 085317 (2003).
- [22] A. Beveratos et al., Eur. Phys. J. D **18**, 191 (2002).
- [23] J. McKeever et al., Science **303**, 1992 (2004).
- [24] F. Meier and D. D. Awschalom, cond-mat/0405342

- (2004).
- [25] M. Reck et al., Phys. Rev. Lett. **73**, 58 (1994).
- [26] H. Briegel et al., Phys. Rev. Lett. **81**, 5932 (1998).
- [27] A. Ekert, Phys. Rev. Lett. **67**, 661 (1991).
- [28] Y. L. Lim, A. Beige, and L. C. Kwek, quant-ph/0408043 (2004).