

Teleportation Topology

Louis H. Kauffman

Department of Mathematics, Statistics
and Computer Science (m/c 249)
851 South Morgan Street
University of Illinois at Chicago
Chicago, Illinois 60607-7045
<kauffman@uic.edu>

Abstract

The paper discusses teleportation in the context of comparing quantum and topological points of view.

1 Introduction

We discuss the structure of teleportation. By associating matrices to the preparation and measurement states, we show that for unitary M there is a full teleportation procedure for obtaining $M|\psi\rangle$ from a given state $|\psi\rangle$. The key to this construction is a diagrammatic interpretation of matrix multiplication that applies equally well to a topological composition of a maximum and a minimum that underlies the structure of the teleportation. This paper is a preliminary report on joint work with H. Carteret and S. Lomonaco. It is a precursor to a paper [1] by the three of us on these themes. Some of the information in the present paper can be found in [4] related to the universality of braiding gates.

The methods of the present paper are motivated by topological considerations, as described in Section 2. Section 2 begins with topology and shows

how it leads to the natural association of a two-by-two matrix with a two-qubit state, and how this association is related to calculation of quantum amplitudes and to the transmission of quantum information. Section 3 applies these ideas to the quantum computation of the absolute value of the trace of a unitary matrix. Section 4 gives applications to teleportation of states and teleportation of unitary transformations.

Acknowledgement. Most of this effort was sponsored by the Defense Advanced Research Projects Agency (DARPA) and Air Force Research Laboratory, Air Force Materiel Command, USAF, under agreement F30602-01-2-05022. Some of this effort was also sponsored by the National Institute for Standards and Technology (NIST). The U.S. Government is authorized to reproduce and distribute reprints for Government purposes notwithstanding any copyright annotations thereon. The views and conclusions contained herein are those of the authors and should not be interpreted as necessarily representing the official policies or endorsements, either expressed or implied, of the Defense Advanced Research Projects Agency, the Air Force Research Laboratory, or the U.S. Government. (Copyright 2004.) It gives the first author great pleasure to acknowledge support from NSF Grant DMS-0245588, and to give thanks to the University of Waterloo and the Perimeter Institute in Waterloo, Canada for their hospitality during the preparation of this research. We thank Ferando Souza, Sam Lomonaco, Hilary Carteret and Niel de Beaudrap for helpful conversations. We thank Sergey Kilin for the invitation and opportunity to speak on the ideas in the present paper at the Xth International Conference on Quantum Optics 2004 in Minsk, Belarus.

2 Topological Amplitudes, States and Measurements

In this section we discuss the topology of curves in the plane from the point of view of topological amplitudes. We think of a minimum as a diagram for the creation of two particles from the vacuum, and a maximum as a diagram for the annihilation of two particles. We then assign matrices for these creations and annihilations, and calculate the corresponding mathematical amplitudes. All this can be regarded as a description of how to attach matrices to parts

of plane curves in order to capture topological properties, but we wish to emphasize the possible quantum physical interpretations.

More than one interpretation is possible. We can also regard the minima as standing for state preparations and the maxima as standing for measurements. A measurement is different from an annihilation. When we measure a state, we get one of a range of possible outcomes. When we calculate the amplitudes for annihilation in these matrix situations we are actually calculating the amplitude for a successful measurement with respect to a chosen state. Thus for applications to quantum information theory we have to take great care in the bookkeeping for the measurements. This will be discussed in detail in the next section.

Consider first a circle in a spacetime plane with time represented vertically and space horizontally. The circle represents a vacuum to vacuum process that includes the creation of two “particles”, and their subsequent annihilation. See Figures 1 and 2.

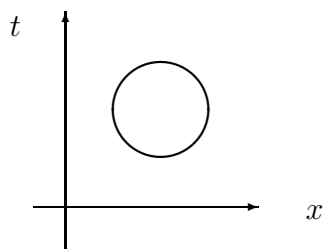


Figure 1 - Circle in Spacetime

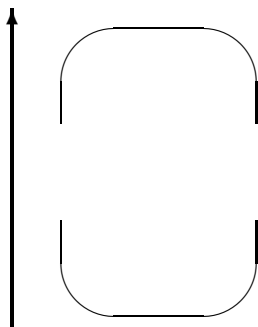


Figure 2 - Creation and Annihilation

In accord with our previous description, we could divide the circle into these two parts (creation(C) and annihilation (A)) and consider the amplitude $\langle A|C \rangle$. Since the diagram for the creation of the two particles ends in two separate points, it is natural to take a vector space of the form $V \otimes V$ as the target for the bra and as the domain of the ket.

We imagine at least one particle property being catalogued by each dimension of V . For example, a basis of V could enumerate the spins of the created particles. If $\{e_a\}$ is a basis for V then $\{e_a \otimes e_b\}$ forms a basis for $V \otimes V$. The elements of this new basis constitute all possible combinations of the particle properties. Since such combinations are multiplicative, the tensor product is the appropriate construction.

In this language the creation ket is a map *cup*,

$$\text{cup} : C \longrightarrow V \otimes V,$$

and the annihilation bra is a mapping *cap*,

$$\text{cap} : V \otimes V \longrightarrow C.$$

It is possible to draw a much more complicated simple closed curve in the plane that is nevertheless decomposed with respect to the vertical direction into many cups and caps. In fact, any simple (no self-intersections) differentiable curve can be rigidly rotated until it is in general position with respect to the vertical. It will then be seen to be decomposed into these minima and maxima. Our prescriptions for amplitudes suggest that we regard any such curve as an amplitude via its description as a mapping from C to C where C denotes the complex numbers.

Each simple closed curve gives rise to an amplitude, but any simple closed curve in the plane is isotopic to a circle, by the Jordan Curve Theorem. If these are topological amplitudes, then they should all be equal to the original amplitude for the circle. Thus the question: What condition on creation and annihilation will insure topological amplitudes? The answer derives from the fact that all isotopies of the simple closed curves are generated by the cancellation of adjacent maxima and minima as illustrated below.

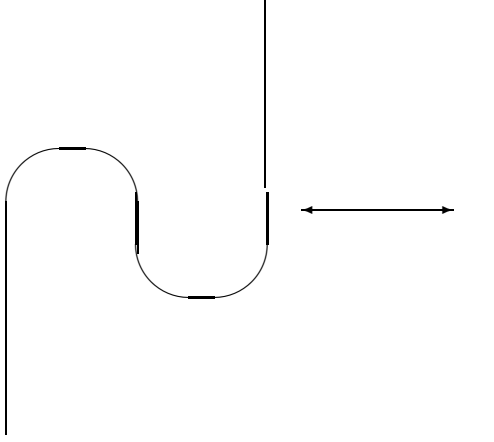


Figure 3 - Cancellation of Maxima and Minima

In composing mappings it is necessary to use the identifications $(V \otimes V) \otimes V = V \otimes (V \otimes V)$ and $V \otimes C = C \otimes V = V$. Thus in the illustration above, the composition on the left is given by

$$\begin{aligned} V &= V \otimes C - 1 \otimes \text{cup} \rightarrow V \otimes (V \otimes V) \\ &= (V \otimes V) \otimes V - \text{cap} \otimes 1 \rightarrow C \otimes V = V. \end{aligned}$$

This composition must equal the identity map on V (denoted 1 here) for the amplitudes to have a proper image of the topological cancellation. This condition is said very simply by taking a matrix representation for the corresponding operators.

Specifically, let $\{e_1, e_2, \dots, e_n\}$ be a basis for V . Let $e_{ab} = e_a \otimes e_b$ denote the elements of the tensor basis for $V \otimes V$. Then there are matrices M_{ab} and M^{ab} such that

$$\text{cup}(1) = \sum M^{ab} e_{ab}$$

with the summation taken over all values of a and b from 1 to n . Similarly, cap is described by

$$\text{cap}(e_{ab}) = M_{ab}.$$

Thus the amplitude for the circle is

$$\text{cap}[\text{cup}(1)] = \text{cap}\Sigma M^{ab}e_{ab} = \Sigma M^{ab}M_{ab}.$$

In general, the value of the amplitude on a simple closed curve is obtained by translating it into an “abstract tensor expression” in the M_{ab} and M^{ab} , and then summing over these products for all cases of repeated indices.

Returning to the topological conditions we see that they are just that the matrices (M_{ab}) and (M^{ab}) are inverses in the sense that $\Sigma M_{ai}M^{ib} = \delta_a^b$ and $\Sigma M^{ai}M_{ib} = \delta_b^a$ where δ_a^b denotes the (identity matrix) Kronecker delta that is equal to one when its two indices are equal to one another and zero otherwise.

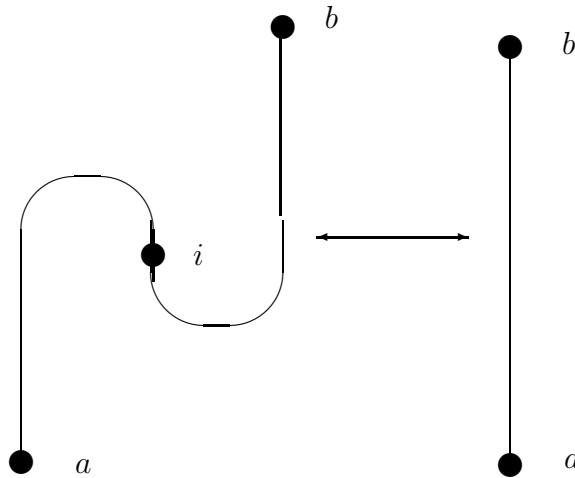


Figure 4 - Algebraic Cancellation of Maxima and Minima

In Figure 4, we show the diagrammatic representative of the equation $\Sigma M_{ai}M^{ib} = \delta_a^b$.

In the simplest case *cup* and *cap* are represented by 2×2 matrices. The topological condition implies that these matrices are inverses of each other. Thus the problem of the existence of topological amplitudes is very easily solved for simple closed curves in the plane.

Now view Figure 5.

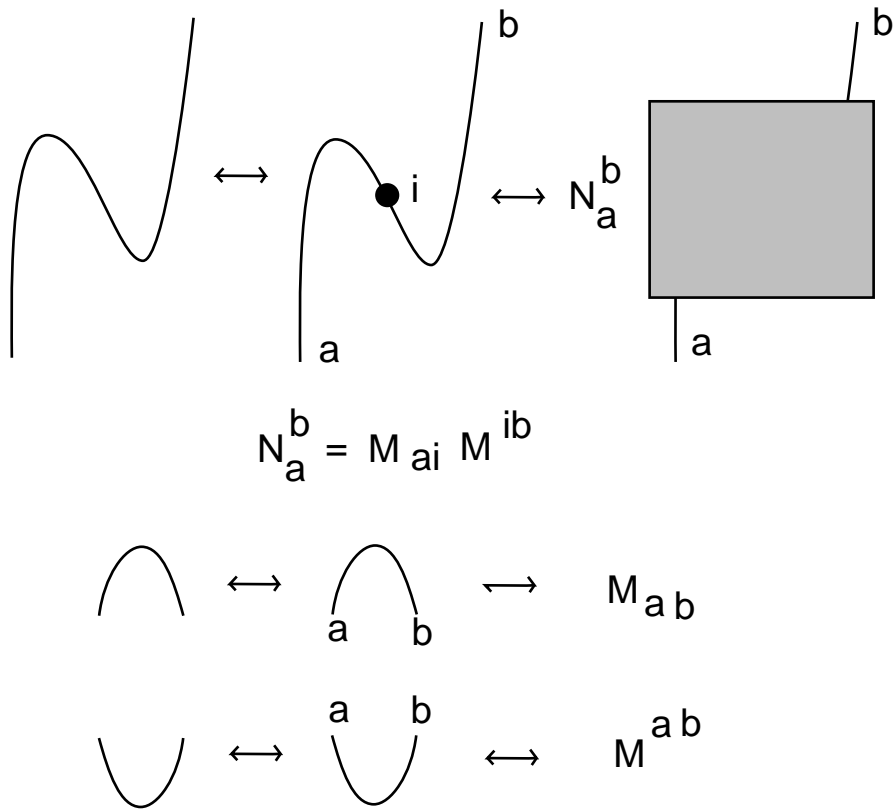


Figure 5 - Matrix Composition

In this Figure we have summarized the essential diagrammatic mathematics of this section. To a minimum is assigned a matrix M^{ab} , and to a maximum is assigned a matrix M_{ab} . A concatenation of a minimum and a maximum gives a linear transformation $N : V \rightarrow V$ with matrix

$$N_a^b = \sum_i M_{ai} M^{ib}.$$

The matrix N would be the identity matrix, if we wanted to parallel topological deformation. In general, N is just the composition of the matrices for the minimum and the maximum.

We now wish to shift interpretations to states and measurements. To this end, let us associate the state

$$\langle Cap| = \sum_{a,b} M_{a,b} \langle a| \langle b|$$

to the maximum and the state

$$|Cup\rangle = \sum_{a,b} M^{a,b} |a\rangle |b\rangle$$

to the minimum. Assume for this discussion that the indices range over the values 0 and 1 so that we are using V as the space for a single qubit. We interpret $|Cup\rangle$ as a preparation of a two qubit state. We interpret $\langle Cap|$ as a two-qubit measurement state. Let

$$|\psi\rangle = \sum_k \psi_k |k\rangle$$

be Alice's initial state starting at the bottom the diagram of the concatenated maximum and minimum. See Figure 6. Alice tensors $|\psi\rangle$ with $|Cup\rangle$ and then uses $\langle Cap|$ in a successful measurement in the first two tensor factors of $|\psi\rangle|Cup\rangle$. The state resulting from this successful measurement can be regarded as Bob's state at the top of the diagram (Alice tells Bob of her success by a classical channel.). The resulting state is then calculated thus: Note that $\langle i|j\rangle = \delta_{i,j}$ is the Kronecker delta, equal to one when $i = j$ and equal to zero otherwise.

$$\begin{aligned} & \langle Cap|(|\psi\rangle|Cup\rangle) \\ &= \sum_{a,j} M_{a,j} \langle a| \langle j| (\sum_{k,i,b} \psi_k M^{i,b} |k\rangle |i\rangle |b\rangle) \\ &= \sum_{a,j,k,i,b} M_{a,j} \psi_k M^{i,b} \langle a|k\rangle \langle j|i\rangle |b\rangle \\ &= \sum_{k,i,b} \psi_k M_{k,i} M^{i,b} |b\rangle \\ &= \sum_{k,b} \psi_k N_k^b |b\rangle \\ &= N(\sum_k \psi_k |k\rangle) \\ &= N|\psi\rangle. \end{aligned}$$

The upshot is that the state transmitted to Bob by this process is $N|\psi\rangle$ where N is the composition of the matrices corresponding to the preparation state $|Cup\rangle$ and the measurement state $\langle Cap|$. This tells us that if we had wanted Bob to receive directly a copy of $|\psi\rangle$, then we would need the matrix for the preparation state $|Cup\rangle$ to be invertible. The reader should note that *the condition for the invertibility of the matrix associated with $|Cup\rangle$ is exactly equivalent to the condition that this two-qubit state be entangled (not a decomposable tensor product).*

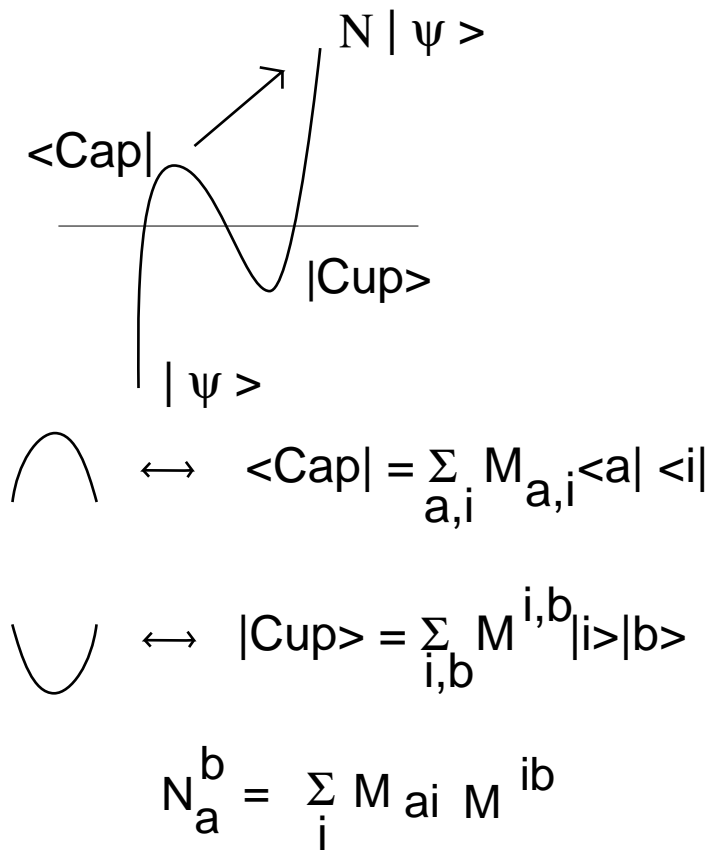


Figure 6 - Matrix Composition for Preparation and Measurement

In the next two sections, we use these ideas to analyse the trace of a unitary transformation and the structure of teleportation.

3 Trace

The formalism of configuring a computation in terms of preparation and measurement can be used in very general quantum computational contexts. For example, let U be a unitary transformation on $H = V^{\otimes n}$ where V is the complex two-dimensional space for a single qubit. Represent U as a box with n input lines at the bottom and n output lines at the top, each line corresponding to a single qubit in an element of the tensor product H with basis $\{|\alpha\rangle|\alpha \text{ is a binary string of length } n\}$. Let $|\delta\rangle = \sum_{\alpha} |\alpha, \alpha\rangle \in H \otimes H$ where α runs over all binary strings of length n . Note that $\langle\delta|$ is the following covector mapping $H \otimes H$ to the complex numbers C :

$$\langle\delta|\alpha, \beta\rangle = 1 \text{ if } \alpha = \beta \text{ and } \langle\delta|\alpha, \beta\rangle = 0 \text{ otherwise.}$$

Now let $W = U \otimes I_H$, where I_H denotes the identity transformation of H to H . Then

$$\langle\delta|W|\delta\rangle = \langle\delta|U \otimes I_H|\delta\rangle =$$

$$\langle\delta|\sum_{\gamma} U_{\alpha}^{\gamma}|\gamma, \alpha\rangle = \sum_{\alpha} U_{\alpha}^{\alpha} = tr(U).$$

For example, $\langle\delta|\delta\rangle = 2^n = tr(I_H)$. See Figure 7 for an illustration of this process.

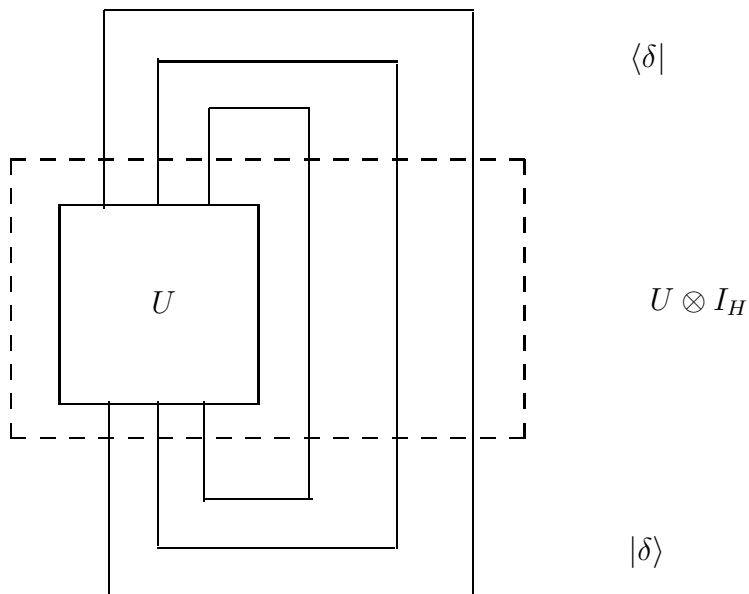


Figure 7 - A quantum process to obtain $|tr(U)|$.

Thus we see that we can, for any unitary matrix U , produce a quantum computational process with preparation $|\delta\rangle$ and measurement $\langle\delta|$ such that *the amplitude of this process is the trace of the matrix U divided by $(\sqrt{2})^n$* . This means that the corresponding quantum computer computes the probability associated with this amplitude. This probability is the absolute square of the amplitude and so the quantum computer will have $|tr(U)|^2/2^n$ as the probability of success and hence one can find $|tr(U)|$ by successive trials. We have proved the

Lemma. With the above notation, the absolute value of the trace of a unitary matrix U , $|tr(U)|$, can be obtained to any desired degree of accuracy from the quantum computer corresponding to $U \otimes I_H$ with preparation $|\delta\rangle$ and measurement $\langle\delta|$, where $|\delta\rangle = \sum_{\alpha} |\alpha, \alpha\rangle \in H \otimes H$.

The proof of the Lemma is in the discussion above its statement.

4 Teleportation

The formalism we used at the end of the previous section to describe the (absolute value) of the trace of a unitary matrix contains a hidden teleportation. It is the purpose of this section to bring forth that hidden connection and to show how this structure illuminates the concept of teleportation and its generalizations.

First consider the state

$$|\delta\rangle = \sum_{\alpha} |\alpha, \alpha\rangle \in H \otimes H.$$

from the last section, where $H = V^{\otimes n}$ and V is a single-qubit space. One can regard $|\delta\rangle$ as a generalization of the *EPR* state $|00\rangle + |11\rangle$.

Let $|\psi\rangle \in H$ be an arbitrary pure state in H . Let $\langle \mathcal{M} |$ be an arbitrary element of the dual of $H \otimes H$ and consider the possibility of a successful measurement via $\langle \mathcal{M} |$ in the first two tensor factors of

$$|\psi\rangle|\delta\rangle \in H \otimes H \otimes H.$$

The resulting state from this measurement will be

$$\langle \mathcal{M} | [|\psi\rangle|\delta\rangle].$$

If

$$\langle \mathcal{M} | = \sum_{\alpha, \beta} M_{\alpha, \beta} \langle \alpha | \langle \beta |,$$

then

$$\begin{aligned} \langle \mathcal{M} | [|\psi\rangle|\delta\rangle] &= \sum_{\alpha, \beta} M_{\alpha, \beta} \langle \alpha | \langle \beta | \sum_{\gamma, \lambda} \psi_{\gamma} |\gamma\rangle |\lambda\rangle |\lambda\rangle \\ &= \sum_{\alpha, \beta} M_{\alpha, \beta} \sum_{\gamma, \lambda} \psi_{\gamma} \langle \alpha | \gamma\rangle \langle \beta | \lambda\rangle |\lambda\rangle \\ &= \sum_{\alpha, \beta} M_{\alpha, \beta} \psi_{\alpha} |\beta\rangle \\ &= \sum_{\beta} [\sum_{\alpha} M_{\alpha, \beta} \psi_{\alpha}] |\beta\rangle \\ &= \sum_{\beta} (M\psi)_{\beta} |\beta\rangle \\ &= M|\psi\rangle. \end{aligned}$$

Thus we have proved the

Teleportation Lemma. Successful measurement via $\langle \mathcal{M} |$ in the first two tensor factors of

$$|\psi\rangle|\delta\rangle \in H \otimes H \otimes H$$

results in the state $M|\psi\rangle$ where the matrix M represents the measurement state $\langle \mathcal{M} |$ in the sense that

$$\langle \mathcal{M} | = \sum_{\alpha, \beta} M_{\alpha, \beta} \langle \alpha | \langle \beta |.$$

This Lemma contains the key to teleportation. Let $|\psi\rangle$ be a state held by Alice, where Alice and Bob share the generalized *EPR* state $|\delta\rangle$. Alice measures the combined state $|\psi\rangle|\delta\rangle$ and reports to Bob that she has succeeded in measuring via $\langle \mathcal{M} |$ (from some list of shared transformations that they have in common) by a classical transmission of information. By the Lemma, Bob knows that he now has access to the state $M|\psi\rangle$. In this generalized version of teleportation, we imagine that Alice and Bob have a shared collection of matrices M , each coded by a bit-string that can be transmitted in a classical channel. By convention, Alice and Bob might take the zero bit-string to denote lack of success in measuring in one of the desired matrices. Then Alice can send Bob by the classical channel the information of success in one of the matrices, or failure. For success, Bob knows the identity of the resulting state without measuring it. See Figure 8 for a schematic of this process.

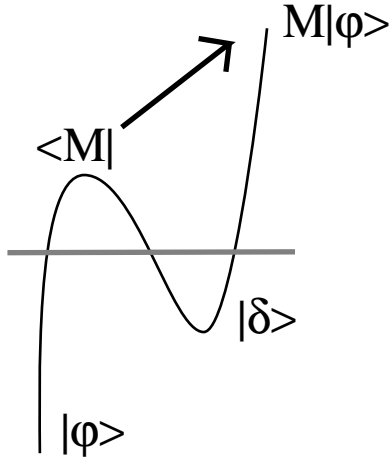


Figure 8 - Matrix Teleportation

In the case of success, and if the matrix M is unitary, Bob can apply M^{-1} to the transmitted state and know that he now has the original state $|\psi\rangle$ itself. The usual teleportation scenario, is actually based on a list of unitary transformations sufficient to form a basis for the measurement states. Lets recall how this comes about.

First take the case where M is a unitary 2×2 matrix and let $\sigma_1, \sigma_2, \sigma_3$ be the three Pauli matrices

$$\sigma_1 = \begin{bmatrix} 1 & 0 \\ 0 & -1 \end{bmatrix}, \sigma_2 = \begin{bmatrix} 0 & 1 \\ 1 & 0 \end{bmatrix}, \sigma_3 = \begin{bmatrix} 0 & i \\ -i & 0 \end{bmatrix}$$

We replace σ_3 by $-i\sigma_3$ (for ease of calculation) and obtain the three matrices X, Y, Z :

$$X = \begin{bmatrix} 1 & 0 \\ 0 & -1 \end{bmatrix}, Y = \begin{bmatrix} 0 & 1 \\ 1 & 0 \end{bmatrix}, Z = \begin{bmatrix} 0 & 1 \\ -1 & 0 \end{bmatrix}$$

Basis Lemma. Let M be a 2×2 matrix with complex entries. Let the *measuring state for M* be the state

$$\langle \mathcal{M} | = M_{00}|00\rangle + M_{01}|01\rangle + M_{10}|10\rangle + M_{11}|11\rangle.$$

Let $\langle \mathcal{X}\mathcal{M} |$ denote the measuring state for the matrix XM (similarly for YM and ZM). Then the vectors

$$\{\langle \mathcal{M} |, \langle \mathcal{X}\mathcal{M} |, \langle \mathcal{Y}\mathcal{M} |, \langle \mathcal{Z}\mathcal{M} |\}$$

are orthogonal in the complex vector space $V \otimes V$ if and only if M is a multiple of a unitary matrix U of the form

$$U = \begin{bmatrix} z & w \\ -\bar{w} & \bar{z} \end{bmatrix}$$

with complex numbers z and w as generating entries.

Proof. We leave the proof of this Lemma to the reader. It is a straightforward calculation.

This Lemma contains standard teleportation procedure when one takes $M = I$ to be the identity matrix. Then the four measurement states

$$\{|\mathcal{I}\rangle, |\mathcal{X}\rangle, |\mathcal{Y}\rangle, |\mathcal{Z}\rangle\}$$

form an orthogonal basis and by the Teleportation Lemma, they successfully transmit $\{|\psi\rangle, X|\psi\rangle, Y|\psi\rangle, Z|\psi\rangle\}$ respectively. Bob can rotate each of these received states back to $|\psi\rangle$ by a unitary transformation (Remember that states are determined up to phase.). In this form, the Lemma shows that we can, in fact, teleport any 2×2 unitary matrix transformation U . We take $M = U$, and take the orthogonal basis provided by the Lemma. Then a 2-qubit classical transmission from Alice to Bob will enable Bob to identify the measured state and he can rotate it back to $U|\psi\rangle$.

Note that for $H = V^{\otimes n}$ we can consider the matrices

$$T_{\alpha,\beta} = T_{\alpha(1),\beta(1)} \otimes \cdots \otimes T_{\alpha(n),\beta(n)}$$

where $\alpha = (\alpha(1), \dots, \alpha(n))$ and $\beta = (\beta(1), \dots, \beta(n))$ are bit-strings of length n and $T_{0,0} = I, T_{0,1} = X, T_{1,0} = Y, T_{1,1} = Z$ are the modified Pauli matrices discussed above. Then just as in the above Lemma, if U is a unitary matrix defined on H , then the set of measurement states $\langle \mathcal{T}_{\alpha,\beta} \mathcal{U} |$ for the matrices $T_{\alpha,\beta} U$ are an orthogonal basis for $H \otimes H$. Hence we can teleport the action of the arbitrary unitary matrix U from Alice to Bob, at the expense of a transmission of 2^n classical bits of information. This means that, we can construct an arbitrary unitary transformation (hence an idealized quantum computer) almost entirely by using quantum measurements. This result should be compared with the results of [2], and [10], which we shall do in a paper subsequent to the present work. If Alice and Bob coincide as observers, then there is no need to transmit the classical bits. The result of a given measurement is an instruction to perform one of a preselected collection of unitary transformations on the resulting state.

References

- [1] H. Carteret, L. Kauffman, S. Lomonaco, (in preparation).
- [2] D. Gottesman and I. Chuang, Quantum teleportation is a universal computational primitive, arXiv:quant-ph/9908010 v1 2 Aug 1999.

- [3] L.H. Kauffman, Quantum computation and the Jones polynomial , in *Quantum Computation and Information*, S. Lomonaco, Jr. (ed.), AMS CONM/305, 2002, pp. 101–137.
- [4] L.H. Kauffman and S.J. Lomonaco Jr., Braiding operators are universal quantum gates, arXiv:quant-ph/0401090 v3 19 May 2004.
- [5] L.H. Kauffman and S.J. Lomonaco Jr., Quantum entanglement and topological entanglement, *New Journal of Physics* **4** (2002), 73.1–73.18 (<http://www.njp.org/>).
- [6] L.H. Kauffman and S.J. Lomonaco Jr., Entanglement Criteria - Quantum and Topological, in *Quantum Information and Computation - Spie Proceedings, 21-22 April, 2003, Orlando, FL*, Donkor, Pinch and Brandt (eds.), Volume 5105, pp. 51–58.
- [7] L.H. Kauffman, *Knots and Physics*, World Scientific Publishers (1991), Second Edition (1993), Third Edition (2002).
- [8] S. Lomonaco, A Rosetta stone for quantum mechanics with an introduction to quantum computation, in *Quantum Computation: A Grand Mathematical Challenge for the Twenty-First Century and the Millennium*, PSAPM Vol. 58, AMS, Providence, RI, 2002, (ISBN 0-8218-2084-2), 3-65.
- [9] S. Lomonaco Jr. (ed.), *Quantum Computation*, AMS PSAPM/58, American Mathematical Society, Providence, RI, 2002.
- [10] R. Raussendorf and H. J. Briegel, Computational model for the one-way quantum computer: concepts and summary, arXiv:quant-phys/0207183 v1 31 Jul 2002.
- [11] M. Nielsen and I. Chuang, *Quantum Computation and Quantum Information*, Cambridge University Press, 1999.