

Bohmian dwell times without trajectories

Sabine Kreidl

Institut für Theoretische Physik, Universität Innsbruck
Technikerstr. 25, A-6020 Innsbruck, Austria
sabine.kreidl@uibk.ac.at

Abstract

Within the framework of Bohmian mechanics dwell times find a straightforward formulation. The computation of associated probabilities and distributions however needs the explicit knowledge of a relevant sample of trajectories and therefore implies formidable numerical effort. Here a trajectory free formulation for average dwell times in quite arbitrary spacetime regions is given. Moreover explicit trajectory free formulas for the average transmission and reflection times within static spatial intervals $[a, b]$ are given for one-dimensional scattering problems.

PACS numbers: 03.65.-w

1 Introduction

The time at which a micro-system triggers a macroscopic apparatus, its *arrival* or *detection time*, has been addressed in standard quantum theory from various different perspectives. See e.g. [1, 2, 3]. Although there is not at all a general agreement on the correct expression for the arrival time [4, 5], it seems out of discussion that this quantity should be accessible experimentally.

In contrast to the many disputes on the arrival time there seems to be a broad consensus on the expression for the average *dwell time*, i.e. the average time a particle stays inside a certain spatial interval $[a, b]$. However, it is not clear whether it represents an experimentally meaningful quantity. The thought experiment of Baz [17] has, from a theoretical viewpoint, rendered the measurement of dwell times possible. Here a small and uniform magnetic field in z-direction, confined to the region of interest, causes a Larmor-precession of the spin of the scattered particles, initially polarized in y-direction. To the author's knowledge, however, no actual experiments have been carried out.

In 1D scattering situations the dwell time, has further been separated into transmission and reflection times. Hereby transmission and reflection times represent the dwell times of finally transmitted respectively reflected particles.

This decomposition into transmission and reflection times found a wide variety of approaches. A range of review articles accounts for that [6, 7, 8]. The *systematic operator approach* of Brouard *et al* [9] comprises several of these approaches. It is based upon the expansion of expressions like $D = (P_T + P_R)^{m_0} D (P_T + P_R)^{m_1} \dots D (P_T + P_R)^{m_n}$, using the relations $D^n = D$ and $(P_T + P_R) = id$. Here D is the projection onto the space of wave functions localized in the spatial interval $[a, b]$. P_T is the projection onto the subspace of wave functions asymptotically localized within the right half-space for time $t \rightarrow \infty$. Respectively, P_R is the projection onto the subspace of wave functions asymptotically localized within the left half-space for time $t \rightarrow \infty$. Terms in the expansion containing only the operators D and P_T are then associated with transmission times, whereas terms containing solely D and P_R are associated with reflection times. The non-uniqueness of the above expansion, leads to a whole catalogue of transmission and reflection time operators, though. And it was shown, that transmission and reflection times derived within the framework of Bohmian mechanics are not included in this catalogue ([5] pp. 132).

Bohmian mechanics comprises the mathematical concept of world lines or trajectories and the term “particle” obtains substance in the theory again. Thus the notions of arrival time and dwell time can be addressed in a straightforward manner, very much like in classical mechanics. The time of arrival of a particle in a certain spatial region G is simply defined as the time its particle trajectory enters G [10, 11, 12]. Analogously the duration that a particle stays inside G , its dwell time, is defined as the time the particles’s trajectory dwells inside G .

However, the numerical effort involved with the calculation of such times with the aid of Bohmian world lines is immense. For 1D arrival time situations with rigid inertial detectors a formulation without trajectories has already been found [13]. A formulation without trajectories for the average dwell time and for average transmission and reflection times in certain 1D scattering situations will be presented in this paper.

In section 2 the necessary mathematical concepts will be introduced. Section 3 contains a generalized trajectory free formulation for the dwell time and section 4 the trajectory free formulation for transmission and reflection times in 1D scattering situations, with static intervals under consideration. In section 5 finally two numerical examples are given.

2 Mathematical framework

The basic concepts and notions of Galileian spacetime and the differential geometric structure of Bohmian mechanics essential for the further reading will be introduced. For a more elaborate discussion see [12].

2.1 Bohmian velocity vector field and Bohmian flow

The underlying $m + 1$ -dimensional Galilean spacetime \mathcal{M} is diffeomorphic to \mathbb{R}^{m+1} by the positively oriented, global and inertial chart $\varphi := (t, x^1, \dots, x^m) =$

(t, \vec{x}) , with associated tangent frame $(\partial_t, \partial_1, \dots, \partial_m) = (\partial_t, \vec{\partial}_x)$.

Let the mapping $\Psi : \mathcal{M} \rightarrow \mathbb{C}$ be a \mathcal{C}^2 solution to the Schrödinger equation

$$i\hbar \partial_t \Psi = \left[-\frac{\hbar^2}{2m} \vec{\nabla}^2 + V \right] \Psi \quad (1)$$

with V being any real scalar potential on \mathcal{M} . Then the associated current vector field is defined as

$$\hat{j} := \rho \partial_t + j^1 \partial_1 + \dots + j^m \partial_m = \rho \partial_t + \vec{j} \vec{\partial}_x$$

on \mathcal{M} , with $\rho := \Psi^* \Psi$ and $j^i := \frac{\hbar}{m} \Im \{ \Psi^* (\partial_i \Psi) \}$, $1 \leq i \leq m$ the position and current densities respectively. If $\rho(p) \neq 0$, $\forall p \in \mathcal{M}$ we get the corresponding Bohmian velocity vector field

$$v := \partial_t + \frac{\vec{j}}{\rho} \vec{\partial}_x$$

which is \mathcal{C}^1 and further on assumed to be complete, i.e. the maximal integral curve of v through any point $p \in \mathcal{M}$ is defined on \mathbb{R} . This integral curve γ_p obeys

$$\gamma_p : \mathbb{R} \rightarrow \mathcal{M}, \quad \dot{\gamma}_p(s) = v(\gamma_p(s)), \quad \forall s \in \mathbb{R}$$

with initial condition $\gamma_p(0) = p$. The integral curves are the possible worldlines of the actual Bohmian particles. The mapping

$$F : \mathbb{R} \times \mathcal{M} \rightarrow \mathcal{M}, \quad (s, p) \mapsto \gamma_p(s)$$

is then a global flow on \mathcal{M} . As $t \circ F(s, p) = t \circ \gamma_p(s) = s + t(p)$, no worldline begins or ends at a finite time. Moreover $F(s, \cdot)$ bijectively maps instantaneous spaces $\Sigma_\tau := \{p \in \mathcal{M} / t(p) = \tau\}$ onto instantaneous spaces, namely $F(s, \Sigma_\tau) = \Sigma_{s+\tau}$.

2.2 The set of Bohmian worldlines as a probability space

By inserting \hat{j} as the first argument into the volume- $s+1$ -form $E := dt \wedge dx^1 \wedge \dots \wedge dx^m$, we get the current- m -form

$$\begin{aligned} J &:= \hat{j} \lrcorner E \\ &= \rho \, dx^1 \wedge \dots \wedge dx^m + \sum_{i=1}^m (-1)^i j^i dt \wedge dx^1 \wedge \dots \wedge \widehat{dx^i} \wedge \dots \wedge dx^m \end{aligned}$$

with the hat indicating that the respective element in the wedge product is omitted. Because of the continuity equation and $dJ = \left(\frac{\partial \rho}{\partial t} + \vec{\nabla} \cdot \vec{j} \right) E = 0$, J is closed. This assures, that for any measurable set $X \subseteq \Sigma_\tau$ the relation

$$\int_X J = \int_{F(s, X)} J \quad (2)$$

holds (see also [13]). In our chosen coordinates equation (2) reads as

$$\begin{aligned}
\int_X J &= \int_X \left(\rho dx^1 \wedge \cdots \wedge dx^m + \sum_{i=1}^m (-1)^i j^i dt \wedge dx^1 \wedge \cdots \wedge \widehat{dx^i} \wedge \cdots \wedge dx^m \right) \\
&= \int_X \rho dx^1 \wedge \cdots \wedge dx^m = \int_{\vec{x}(X)} \rho(\tau, \xi^1, \dots, \xi^m) d\xi^1 d\xi^2 \dots d\xi^m \\
&= \int_{\vec{x}(X)} \rho(\tau, \vec{\xi}) d^m \xi
\end{aligned} \tag{3}$$

if the orientation of X is chosen positively with respect to (t, \vec{x}) . Here $\rho(\tau, \vec{\xi})$ is a short notation for $(\rho \circ \varphi^{-1})(\tau, \vec{\xi})$ as well as $d\xi^i$ is a short notation for $d(x^i \circ \varphi^{-1})$, $1 \leq i \leq m$. Abbreviations of this kind will be used frequently without further notice. As soon as ρ is integrable and normalized, i.e. $\int_{\Sigma_\tau} J = \int_{\mathbb{R}^m} \rho(\tau, \vec{\xi}) d^m \xi = \int_{\mathbb{R}^m} \Psi^* \Psi(\tau, \vec{\xi}) d^m \xi = 1$, equation (3) is the standard quantum mechanical probability for “finding a particle” at time τ in the spatial region X . Equation (2) can then be interpreted as the conservation of probability along the flow lines of the Bohmian vector field. In other words, the amount of probability contained in X is the same as in $F(s, X)$, for all $s \in \mathbb{R}$. Note that for a complete vector field v , we get a fibration of \mathcal{M} into the images of the integral curves or orbits of v . Equation (3) then induces a single probability measure on the space of these orbits independent from $\tau \in \mathbb{R}$.

The probability space under consideration can be expressed as $(\Omega, \mathcal{B}(\Omega), P)$ with

$$\Omega := \Sigma_\tau,$$

$$\mathcal{B}(\Omega) := \{B \subseteq \Omega / \vec{x}(B) \in \mathcal{B}(\mathbb{R}^m)\}$$

the algebra of (positively oriented) measurable or Borel-sets in Σ_τ and

$$P : \mathcal{B}(\Omega) \rightarrow \mathbb{R}, \quad B \mapsto \int_B \rho dx^1 \wedge \cdots \wedge dx^m = \int_{\vec{x}(B)} \rho(\tau, \vec{\xi}) d^m \xi$$

the probability measure. Relation (2) guarantees, that above formulation does not depend on the choice of τ . The measurable properties of the system are then expressed by random variables, i.e. measurable functions

$$\mathcal{S} : \Omega \rightarrow \mathbb{R}.$$

Remark 1 *Note that a random variable \mathcal{S} properly delivers a map from the Bohmian orbits to \mathbb{R} , so that the formulation on a specific Σ_τ might be misleading. Be $\mathcal{S}_1 : \Sigma_{\tau_1} \rightarrow \mathbb{R}$ and $\mathcal{S}_2 : \Sigma_{\tau_2} \rightarrow \mathbb{R}$ two random variables on our set of Bohmian orbits. Then \mathcal{S}_1 and \mathcal{S}_2 are two representatives of the same random variable, if and only if $\forall p \in \Sigma_{\tau_1} : \mathcal{S}_1(p) = \mathcal{S}_2(F(\tau_2 - \tau_1, p))$.*

The calculation of the mean value $\langle \mathcal{S} \rangle$ of such a random variable is then carried out according to classical probability theory:

$$\langle \mathcal{S} \rangle = \int_{\Omega} \mathcal{S}(\omega) dP(\omega) = \int_{\mathbb{R}^m} \mathcal{S}(\tau, \vec{\xi}) \cdot \rho(\tau, \vec{\xi}) d^m \xi.$$

For restrictions to a measurable subset $B \subseteq \Sigma_{\tau}$ with nonzero measure (i.e. $P(B) \neq 0$) the conditional probability $P^c(A)$ of any measurable $A \subseteq \Sigma_{\tau}$ (i.e. the probability for an event $\omega \in A$ under the condition $\omega \in B$) is defined as

$$P^c(A) := \frac{P(A \cap B)}{P(B)}.$$

The conditional mean value $\langle \mathcal{S} \rangle^c$ of a random variable \mathcal{S} on Ω is then

$$\langle \mathcal{S} \rangle^c = \frac{\int_B \mathcal{S}(\omega) dP(\omega)}{\int_B dP(\omega)} = \frac{\int_{\vec{x}(B)} \mathcal{S}(\tau, \vec{\xi}) \cdot \rho(\tau, \vec{\xi}) d^m \xi}{\int_{\vec{x}(B)} \rho(\tau, \vec{\xi}) d^m \xi}.$$

In the following $\tau = 0$ is chosen. For notational convenience we introduce the Fibre-projection map

$$\mathcal{F}_0 := \pi \circ F_0^{-1} : \mathcal{M} \rightarrow \Sigma_0$$

where π is the projection $\pi : \mathbb{R} \times \mathcal{M} \rightarrow \mathcal{M}$, $(s, p) \mapsto p$ and F_0 is the restriction of the flow map to $\mathbb{R} \times \Sigma_0$. See figure 1 for an illustration.

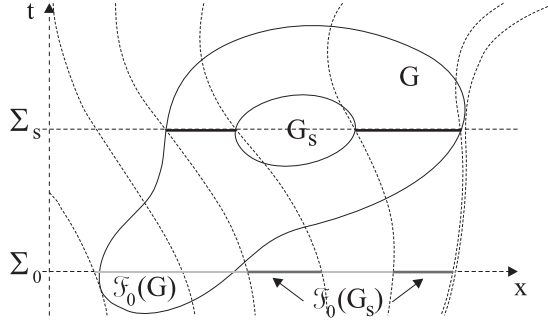


Fig. 1: Illustration of an arbitrary space-time region G and flow lines of a Bohmian vector field.

3 Dwell time

For a 1D static detector located in the spatial interval $[a, b]$ (see figure 2), the average time spent by a particle inside the detector from time $\tau = 0$ onwards is given by

$$\int_0^\infty d\tau \int_a^b d\xi |\Psi(\tau, \xi)|^2, \quad (4)$$

an expression, which is widely agreed on in the literature [6, 7, 8]. Term (4) has already been derived by Leavens [14] within Bohmian mechanics and can, by a geometrical approach, easily be generalized to quite arbitrary space-time regions in $m + 1$ dimensions.

Proposition 2 *The average Bohmian dwell time for a (positively oriented) space-time region G in $m + 1$ dimensions, with the constraint $\varphi(G) \in \mathcal{B}(\mathbb{R}^{m+1})$ takes the form*

$$\tau_D(G) = \int_G \rho \, dt \wedge dx^1 \wedge \cdots \wedge dx^m = \int_G T_D \quad (5)$$

with $T_D := \rho \, E$ the dwell time $m + 1$ -form.

Proof: The random variable in question, i.e. the dwell time, is given by

$$\tau_D : \Sigma_0 \rightarrow \mathbb{R}, \quad p \mapsto \int_{\mathbb{R}} \chi_G(F(s, p)) \, ds$$

with χ_G being the characteristic function

$$\chi_G : \mathcal{M} \rightarrow \mathbb{R}, \quad p \mapsto \begin{cases} 1 & \text{if } p \in G \\ 0 & \text{otherwise} \end{cases}$$

on G . Note that the dwell time is defined for all $p \in \Sigma_0$. For particles, i.e. Bohmian world lines which never enter the detection region G , the dwell time is naturally 0.

The average dwell time is then readily expressed as

$$\begin{aligned} \langle \tau_D \rangle &= \int_{\Sigma_0} \tau_D \cdot \rho \, dx^1 \wedge \cdots \wedge dx^m = \int_{\mathbb{R}^m} \tau_D(0, \vec{\xi}) \cdot |\Psi(0, \vec{\xi})|^2 \, d^m \xi \\ &= \int_{\mathbb{R}^m} d^m \xi \, |\Psi(0, \vec{\xi})|^2 \int_{\mathbb{R}} ds \, \chi_G(F(s, (0, \vec{\xi}))) \\ &= \int_{\mathbb{R}} ds \int_{\mathbb{R}^m} d^m \xi \, |\Psi(0, \vec{\xi})|^2 \, \chi_G(F(s, (0, \vec{\xi}))) \end{aligned}$$

As all the functions in the integrals are real and positive, the change in the sequence of integration is possible as soon as the integral exists.

The number $\chi_G(p)$ is non-zero for $p \in \Sigma_s$, if and only if the fibre projection $\mathcal{F}_0(p)$ lies in $\mathcal{F}_0(G_s)$, where $G_s = G \cap \Sigma_s$. Or equivalently, if the spatial coordinate value $\vec{x}(\mathcal{F}_0(p))$ lies in $\vec{x}(\mathcal{F}_0(G_s))$. Thus for a point $p \in \Sigma_0$ it is $\chi_G(F(s, p)) = \chi_{\mathcal{F}_0(G_s)}(\mathcal{F}_0(F(s, p))) = \chi_{\mathcal{F}_0(G_s)}(p)$. The expression for the dwell time then becomes

$$\begin{aligned} \langle \tau_D \rangle &= \int_{\mathbb{R}} ds \int_{\mathbb{R}^m} d^m \xi \, |\Psi(0, \vec{\xi})|^2 \, \chi_{\mathcal{F}_0(G_s)}(0, \vec{\xi}) \\ &= \int_{\mathbb{R}} ds \int_{\vec{x}(\mathcal{F}_0(G_s))} d^m \xi \, |\Psi(0, \vec{\xi})|^2 = \int_{\mathbb{R}} ds \int_{\mathcal{F}_0(G_s)} \rho \, dx^1 \wedge \cdots \wedge dx^m \end{aligned}$$

and, by making use of equation (2), we obtain

$$\begin{aligned} \langle \tau_D \rangle &= \int_{\mathbb{R}} ds \int_{G_s} \rho dx^1 \wedge \cdots \wedge dx^m \\ &= \int_G \rho dt \wedge dx^1 \wedge \cdots \wedge dx^m = \int_G T_D. \end{aligned}$$

■

4 Transmission and reflection times in 1D scattering situations

With the Larmor-precession thought experiment of Baz [17, 18] the measurement of dwell times has been rendered possible, at least from a theoretical viewpoint. The specialization to 1D scattering situations by Rybachenko [19] has furthermore motivated a separation of the average dwell time into the average dwell times of finally transmitted respectively reflected particles. This procedure has ever since broadly been advocated from various perspectives, e.g. in [20, 21, 22] (see also the reviews [6, 7, 8]).

The global and inertial chart of the 1 + 1-dimensional Galilean manifold is now denoted by $\varphi = (t, x)$. Furthermore the restriction to spacetime regions G , as illustrated in figure 2 is made, with $(t, x)(G) = [\tau_i, \tau_f] \times [a, b]$. To justify talks about transmitted and reflected particles, we consider well defined scattering situations, i.e. cases in which the corresponding Møller operators Ω^{in} and Ω^{out} exist and are asymptotically complete. See e.g. [23]. Moreover we regard incoming scattering solutions $\Psi(t, \cdot) = e^{-iHt/\hbar} \Omega^{in} \phi_0 = \Omega^{in} e^{-iH_0 t/\hbar} \phi_0$, with $\phi(t, \cdot) = e^{-iH_0 t/\hbar} \phi_0$ being a solution to the free Schrödinger equation. The free solution $\phi(t, \cdot)$ is chosen to be localized on the negative spatial semi-axis for $t \rightarrow -\infty$. That is the case if and only if the Fourier transform $\mathcal{F}(\phi_0)$ of ϕ_0 is localized on the positive half-line [24].

The average dwell time of transmitted particles in the spatial interval $[a, b]$ during the time interval $[\tau_i, \tau_f]$ will further on be referred to as *transmission time* for brevity and be denoted as $\langle \tau_T \rangle$ or $\langle \tau_T \rangle_{[a, b]}^{[\tau_i, \tau_f]}$ if the limits of the spatial or temporal intervals in question are of interest. Analogously we introduce the short term *reflection time* and the notations $\langle \tau_R \rangle$ or $\langle \tau_R \rangle_{[a, b]}^{[\tau_i, \tau_f]}$ for the mean dwell time in G of the finally reflected particles. The conditional transmission respectively reflection times $\langle \tau_T \rangle^c := \frac{1}{|T|^2} \langle \tau_T \rangle$ and $\langle \tau_R \rangle^c := \frac{1}{|R|^2} \langle \tau_R \rangle$ are the transmission and reflection times normalized by the fraction of transmitted respectively reflected particles of the entire ensemble. Here

$$|T|^2 = \lim_{\tau \rightarrow \infty} \int_q^\infty |\Psi(\tau, \xi)|^2 d\xi \quad (6)$$

for every arbitrary but finite $q \in \mathbb{R}$ denotes the transmission probability of the scattering system. And by $|R|^2 := 1 - |T|^2$ the reflection probability is defined.

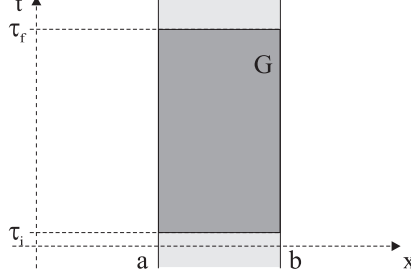


Fig. 2: The spacetime region G .

Several requirements have been advocated (e.g. [14]), which should be met by the (conditional) transmission and reflection times. In addition to being real and non-negative, they should fulfill the following conditions:

$$\langle \tau_D \rangle = \langle \tau_R \rangle + \langle \tau_T \rangle = |R|^2 \cdot \langle \tau_R \rangle^c + |T|^2 \cdot \langle \tau_T \rangle^c \quad (7)$$

and

$$\langle \tau_X \rangle_{[a,c]} = \langle \tau_X \rangle_{[a,b]} + \langle \tau_X \rangle_{[b,c]} \quad (8)$$

for $a \leq b \leq c$ and $X \in \{R, T\}$.

It will be evident from what follows, that (conditional) transmission and reflection times, calculated from the Bohmian random variables

$$\tau_T : \Sigma_0 \rightarrow \mathbb{R}, p \mapsto \begin{cases} \tau_D(p) & \text{if "p finally transmitted"}^1 \\ 0 & \text{otherwise} \end{cases}$$

and

$$\tau_R : \Sigma_0 \rightarrow \mathbb{R}, p \mapsto \begin{cases} \tau_D(p) & \text{if "p finally reflected"}^2 \\ 0 & \text{otherwise} \end{cases}$$

are indeed real, non-negative and fulfill conditions (7) and (8), and naturally also the condition

$$\langle \tau_X \rangle^{[\tau_1, \tau_3]} = \langle \tau_X \rangle^{[\tau_1, \tau_2]} + \langle \tau_X \rangle^{[\tau_2, \tau_3]} \quad (9)$$

for $\tau_1 \leq \tau_2 \leq \tau_3$ and $X \in \{R, T\}$, as will be shown below.

From the computational viewpoint, the two terms $\langle \tau_T \rangle$ and $\langle \tau_R \rangle$ by means of Bohmian mechanics are achieved in a straightforward manner. One

¹I.e. if the Bohmian trajectory with initial condition $p \in \Sigma_0$ is finally transmitted, or equivalently if $\lim_{s \rightarrow \infty} \gamma_p(s) = \infty$

²I.e. if the Bohmian trajectory with initial condition $p \in \Sigma_0$ is finally reflected, or equivalently if $\lim_{s \rightarrow \infty} \gamma_p(s) = -\infty$

chooses an appropriate sample of initial values on Σ_0 , calculates the corresponding trajectories over a sufficient range of time, determines the dwell time for each trajectory, labels the trajectories with transmitted or reflected according to their position at large times and finally calculates, according to the weight of each trajectory and just as in classical statistics, the average times. That this programm involves formidable numerical effort is evident.

For this reason several numerical simplifications have been found. Leavens [15] has already observed, that the non-crossing property of Bohmian trajectories in 1d configurations has very convenient implications. Since the trajectories do not intersect, there exists one trajectory with initial condition $p_c \in \Sigma_0$, $x(p_c) =: x_c \in \mathbb{R}$, separating the transmitted from the reflected ones, which is implicitly defined by

$$|T|^2 = \int_{x_c}^{\infty} |\Psi(0, \xi)|^2 d\xi. \quad (10)$$

The transmission time is then calculated analogously to the average dwell time with the subensemble of finally transmitted particles ($\xi > x_c$) by

$$\begin{aligned} \langle \tau_T \rangle &= \int_{x_c}^{\infty} |\Psi(0, \xi)|^2 \tau_D(0, \xi) d\xi = \int_{x_c}^{\infty} d\xi |\Psi(0, \xi)|^2 \int_{\tau_i}^{\tau_f} d\tau \chi_G(F(\tau, (0, \xi))) \\ &= \int_{\tau_i}^{\tau_f} d\tau \int_{x_c}^{\infty} d\xi |\Psi(0, \xi)|^2 \chi_{\mathcal{F}_0(G_\tau)}(0, \xi) = \int_{[\tau_i, \tau_f]} d\tau \int_{x(\mathcal{F}_0(G_\tau)) \cap [x_c, \infty[} d\xi |\Psi(0, \xi)|^2 \\ &= \int_{[\tau_i, \tau_f]} d\tau \int_{[a, b]} d\xi |\Psi(\tau, \xi)|^2 \Theta(\xi - x(F(\tau, p_c))) = \int_G \rho^T dt \wedge dx. \end{aligned}$$

Thereby $\rho^T(\tau, \xi) = |\Psi(\tau, \xi)|^2 \Theta(\xi - x(F(\tau, p_c)))$, with Θ denoting the Heaviside step function, only requires the calculation of one trajectory, namely the one with initial condition $p_c \in \Sigma_0$. Analogously the reflection time reads as

$$\langle \tau_R \rangle = \int_{[\tau_i, \tau_f]} d\tau \int_{[a, b]} d\xi |\Psi(\tau, \xi)|^2 \Theta(x(F(\tau, p_c)) - \xi) = \int_G \rho^R dt \wedge dx$$

with $\rho^R(\tau, \xi) = |\Psi(\tau, \xi)|^2 \Theta(x(F(\tau, p_c)) - \xi)$.

Obviously $\langle \tau_T \rangle$ and $\langle \tau_R \rangle$ are real and non-negative. Note further that

$$\begin{aligned} |\Psi(\tau, \xi)|^2 &= |\Psi(\tau, \xi)|^2 \cdot \Theta(\xi - x(F(\tau, p_c))) + |\Psi(\tau, \xi)|^2 \cdot \Theta(x(F(\tau, p_c)) - \xi) \\ &= \rho^T(\tau, \xi) + \rho^R(\tau, \xi) \end{aligned}$$

and therefore

$$\begin{aligned}
\langle \tau_D \rangle &= \int_{[\tau_i, \tau_f]} d\tau \int_{[a, b]} d\xi |\Psi(\tau, \xi)|^2 \\
&= \int_{[\tau_i, \tau_f]} d\tau \int_{[a, b]} d\xi \rho^T(\tau, \xi) + \int_{[\tau_i, \tau_f]} d\tau \int_{[a, b]} d\xi \rho^R(\tau, \xi) \\
&= \langle \tau_T \rangle + \langle \tau_R \rangle
\end{aligned}$$

so that condition (7) is fulfilled. As

$$\begin{aligned}
\langle \tau_X \rangle_{[a, c]} &= \int_{[\tau_i, \tau_f]} d\tau \int_{[a, c]} d\xi \rho^X(\tau, \xi) \\
&= \int_{[\tau_i, \tau_f]} d\tau \int_{[a, b]} d\xi \rho^X(\tau, \xi) + \int_{[\tau_i, \tau_f]} d\tau \int_{[b, c]} d\xi \rho^X(\tau, \xi) \\
&= \langle \tau_X \rangle_{[a, b]} + \langle \tau_X \rangle_{[b, c]}
\end{aligned}$$

for $a \leq b \leq c$, Bohmian transmission and reflection times also comply with condition (8). Analogously condition (9) is fulfilled.

The above expressions for transmission and reflection times still require the calculation of Bohmian trajectories, even if just one. However, the calculation of these times can be reduced to the computation of current density integrals along the edges at $x = a$ and $x = b$ alone. The next proposition represents a generalization of expressions already proposed in [16].

Proposition 3 *For 1D scattering solutions $\Omega^{in}\phi_t$ with $\Theta(k)\phi_0 = \phi_0$, $\|\phi_0\| = 1$ the Bohmian transmission and reflection times inside the static domains $[\tau_i, \tau_f] \times [a, b]$ can be expressed as*

$$\langle \tau_T \rangle = \int_{\tau_i}^{\tau_f} d\tau [\min \{f_a(\tau), |T|^2\} - \min \{f_b(\tau), |T|^2\}] \quad (11)$$

and

$$\langle \tau_R \rangle = \int_{\tau_i}^{\tau_f} d\tau [\max \{f_a(\tau), |T|^2\} - \max \{f_b(\tau), |T|^2\}] \quad (12)$$

with

$$f_q(\tau) := \int_{-\infty}^{\tau} j(s, q) ds.$$

Proof: Note first that in the scattering situations considered the integrals $f_\xi(t)$ exist and the relation

$$f_q(\tau) = \int_{-\infty}^{\tau} j(s, q) ds = \int_q^{\infty} |\Psi(\tau, \xi)|^2 d\xi \quad (13)$$

holds. Now the right hand side of (11) together with (10) and (13) gets

$$\begin{aligned}
& \int_{\tau_i}^{\tau_f} d\tau \left[\min \{f_a(\tau), |T|^2\} - \min \{f_b(\tau), |T|^2\} \right] \\
&= \int_{\tau_i}^{\tau_f} d\tau \left[\min \left\{ \int_a^\infty |\Psi(\tau, \xi)|^2 d\xi, \int_{x(F(\tau, p_c))}^\infty |\Psi(\tau, \xi)|^2 d\xi \right\} \right. \\
&\quad \left. - \min \left\{ \int_b^\infty |\Psi(\tau, \xi)|^2 d\xi, \int_{x(F(\tau, p_c))}^\infty |\Psi(\tau, \xi)|^2 d\xi \right\} \right] \\
&= \int_{\tau_i}^{\tau_f} d\tau \left[\int_{\max\{a, x(F(\tau, p_c))\}}^\infty |\Psi(\tau, \xi)|^2 d\xi - \int_{\max\{b, x(F(\tau, p_c))\}}^\infty |\Psi(\tau, \xi)|^2 d\xi \right] \\
&= \int_{\tau_i}^{\tau_f} d\tau \int_{\max\{a, x(F(\tau, p_c))\}}^{\max\{b, x(F(\tau, p_c))\}} |\Psi(\tau, \xi)|^2 d\xi \\
&= \int_{\tau_i}^{\tau_f} d\tau \int_a^b |\Psi(\tau, \xi)|^2 \cdot \Theta(\xi - x(F(\tau, p_c))) d\xi =: \tau_T .
\end{aligned}$$

Analogously the right hand side of (12) together with (10) and (13) becomes

$$\begin{aligned}
& \int_{\tau_i}^{\tau_f} d\tau \left[\max \left\{ \int_a^\infty |\Psi(\tau, \xi)|^2 d\xi, \int_{x(F(\tau, p_c))}^\infty |\Psi(\tau, \xi)|^2 d\xi \right\} \right. \\
&\quad \left. - \max \left\{ \int_b^\infty |\Psi(\tau, \xi)|^2 d\xi, \int_{x(F(\tau, p_c))}^\infty |\Psi(\tau, \xi)|^2 d\xi \right\} \right] \\
&= \int_{\tau_i}^{\tau_f} d\tau \left[\int_{\min\{a, x(F(\tau, p_c))\}}^\infty |\Psi(\tau, \xi)|^2 d\xi - \int_{\min\{b, x(F(\tau, p_c))\}}^\infty |\Psi(\tau, \xi)|^2 d\xi \right] \\
&= \int_{\tau_i}^{\tau_f} d\tau \int_{\min\{a, x(F(\tau, p_c))\}}^{\min\{b, x(F(\tau, p_c))\}} |\Psi(\tau, \xi)|^2 d\xi \\
&= \int_{\tau_i}^{\tau_f} d\tau \int_a^b |\Psi(\tau, \xi)|^2 \cdot \Theta(x(F(\tau, p_c)) - \xi) d\xi =: \tau_R
\end{aligned}$$

which completes the proof. \blacksquare

Remark 4 The formulation of Oriols et al [16] assumes the case in which the current density at the right edge of the barrier doesn't change its sign and is positive for all times. In this case $f_b(\tau) \leq |T|^2, \forall \tau \in \mathbb{R}$, because

$$|T|^2 \stackrel{(6)}{=} \lim_{\tau \rightarrow \infty} \int_b^\infty |\Psi(\tau, \xi)|^2 d\xi \stackrel{(13)}{=} \lim_{\tau \rightarrow \infty} \int_{-\infty}^\tau j(s, b) ds = \int_{-\infty}^\infty j(s, b) ds$$

and further

$$f_b(\tau) = \int_{-\infty}^\tau j(s, b) ds \stackrel{j(\cdot, b) \geq 0}{\leq} \int_{-\infty}^\infty j(s, b) ds = |T|^2.$$

Then equation (11) reduces to

$$\langle \tau_T \rangle^c = \frac{1}{|T|^2} \langle \tau_T \rangle = \frac{1}{|T|^2} \int_{\tau_i}^{\tau_f} d\tau [\min \{f_a(\tau), |T|^2\} - f_b(\tau)]$$

and equation (12) to

$$\langle \tau_R \rangle^c = \frac{1}{|R|^2} \langle \tau_R \rangle = \frac{1}{|R|^2} \int_{\tau_i}^{\tau_f} d\tau [\max \{f_a(\tau), |T|^2\} - |T|^2]$$

which reproduces equations (14) and (15) of [16] for the special choices $\tau_i = 0$ and $\tau_f = \infty$.

Remark 5 With condition (7) in scattering situations also the following equality for the mean dwell time holds:

$$\begin{aligned} \langle \tau_D \rangle &= \int_{\tau_i}^{\tau_f} d\tau \left[(\min \{f_a(\tau), |T|^2\} + \max \{f_a(\tau), |T|^2\}) \right. \\ &\quad \left. - (\min \{f_b(\tau), |T|^2\} + \max \{f_b(\tau), |T|^2\}) \right] \\ &= \int_{\tau_i}^{\tau_f} d\tau [(f_a(\tau) + |T|^2) - (f_b(\tau) + |T|^2)] \\ &= \int_{\tau_i}^{\tau_f} d\tau [f_a(\tau) - f_b(\tau)]. \end{aligned}$$

5 Numerical examples

In the following examples the restriction to 1D configurations will be made, and the areas G^s of interest will be of the form $(t, x)(G^s) = [a, b] \times [0, s]$, $s \geq 0$. Therefore we are looking for the mean dwell-, transmission and reflection times as functions of the upper temporal bound s , i.e. mappings

$$\mathcal{T}_X : [0, \infty] \rightarrow [0, \infty], \quad s \mapsto \langle \tau_X \rangle_{[a, b]}^{[0, s]} \quad (14)$$

with $X \in \{D, T, R\}$.

5.1 Bound state example: one dimensional harmonic oscillator

Here we investigate dwell times for the case of an harmonic oscillator potential, i.e. solutions Ψ of the Schrödinger equation

$$i\hbar \partial_t \Psi = \left[-\frac{\hbar^2}{2m} \partial_x^2 + \frac{m\omega^2}{2} x^2 \right] \Psi.$$

By taking time in units of ω^{-1} and space in units of $\sqrt{\frac{\hbar}{m\omega}}$, we can justify the parameter reduction $\hbar, m, \omega \rightarrow 1$. In figure 3 (a) the evolution of $|\Psi|^2$ of a superposition of 0th, 1st, 2nd and 3rd harmonic oscillator eigenstates is illustrated. At time $t = 0$ the probability density is essentially located to the left of the spatial interval $[a, b] = [1, 3]$ in our chosen units. Note that at time $t = 12$ the second period is not yet completed. In figure 3 (b) a corresponding ensemble of 50 Bohmian world lines initially distributed according to the probability density at $t = 0$ is illustrated. Figure 4 shows the zoom into the area indicated by the red rectangle in figure 3 (b).

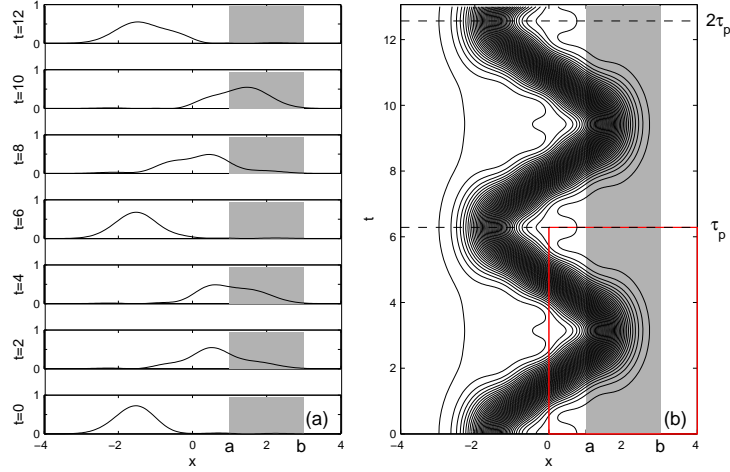


Fig. 3: (a) Evolution of the probability density $|\Psi|^2$. (b) Corresponding sample of 50 Bohmian trajectories.

The mapping \mathcal{T}_D , calculated with the dwell time formula (5), is finally illustrated in figure 5. It is monotonically increasing and shows the periodic structure of the harmonic oscillator solution.

Remark 6 Note that Stomphorst [25] carried through a separation into transmitted and reflected particle ensembles for a time periodic bound state wave function, bouncing around a barrier. Here, too, although motivated by Bohmian mechanics, the formulation of transmission and reflection times without trajectories was aimed at. Transmission and reflection times were expressed by differences of mean arrival times at the edges of the barrier, with the aid of the arrival time formulation of Leavens [26, 27]. With these expressions and a set of additional equations a trajectory free formulation for this specific wave function was achieved.

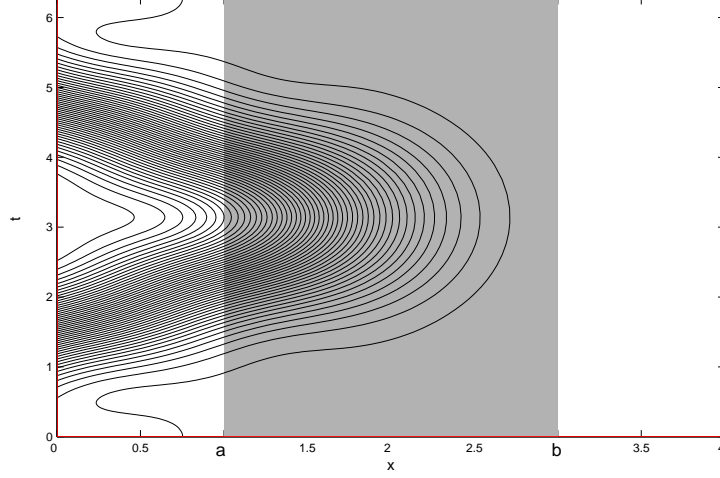


Fig. 4: Zoom into the region indicated in figure 3 (b).

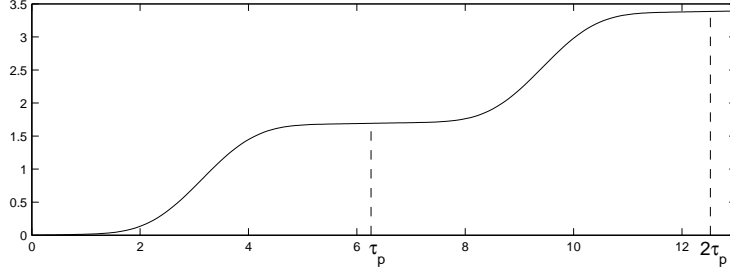


Fig. 5: Mean dwell times of the spacetime areas G^s .

5.2 Scattering example: transmission and reflection at a double potential well

As an example for a 1D scattering situation we consider the case of a Gaussian wave packet impinging on a double potential barrier. We are looking for solutions Ψ to the Schrödinger equation

$$i\hbar \partial_t \Psi = \left[-\frac{\hbar^2}{2m} \partial_x^2 + V \right] \Psi$$

with

$$V = V_0 \cdot \chi_{[a,b]} + V_1 \cdot (\chi_{[a',a[} + \chi_{]b,b']}).$$

$\chi_{[\alpha,\beta]}$ denotes the characteristic function on the interval $[\alpha, \beta] \in \mathbb{R}$ and $a' < a < b < b'$ (see figure 6). The parameter reduction $\hbar, m, V_0 \rightarrow 1$ e.g. is achieved by taking time in units of $\frac{\hbar}{2V_0}$, space in units of $\frac{\hbar}{\sqrt{2mV_0}}$ and V_1 in units of V_0 .

In figure 7 (a) the evolution of the probability density $|\Psi|^2$ is given for the case $a' = -6$, $a = -3$, $b = 3$, $b' = 6$ and $V_1 = 2$ in the chosen units. The mean kinetic energy of the packet is $1.5^2 \cdot V_0 = 2.25 \cdot V_0$. In figure 7 (b) a sample of 50 corresponding Bohmian trajectories is illustrated. The initial distribution of starting points of the trajectories resemble the initial Gaussian distribution of the wave packet. Figure 8 shows a zoom into the area indicated by the rectangle in figure 7.

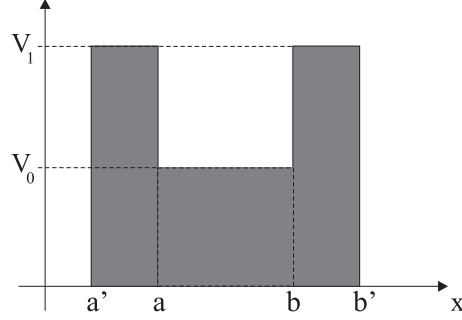


Fig. 6: Double potential barrier.

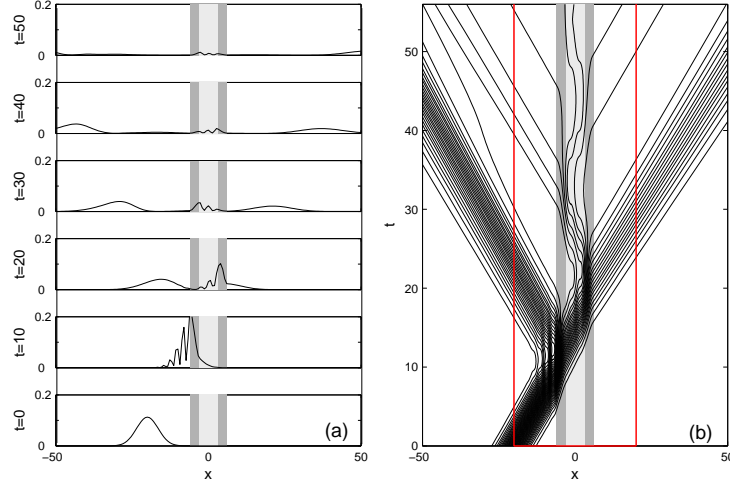


Fig. 7: (a) Evolution of the probability density $|\Psi|^2$. (b) Corresponding sample of 50 Bohmian trajectories. The double potential barrier is indicated by the hatched area.

In figure 8 it becomes clear that, as trajectories change their direction at $x = a$, the current density in this case changes its sign also at the right edge of the area in question. Therefore the restricted formulas of Oriols *et al* lose their validity, and the generalized expressions (11) and (12) have to be applied.

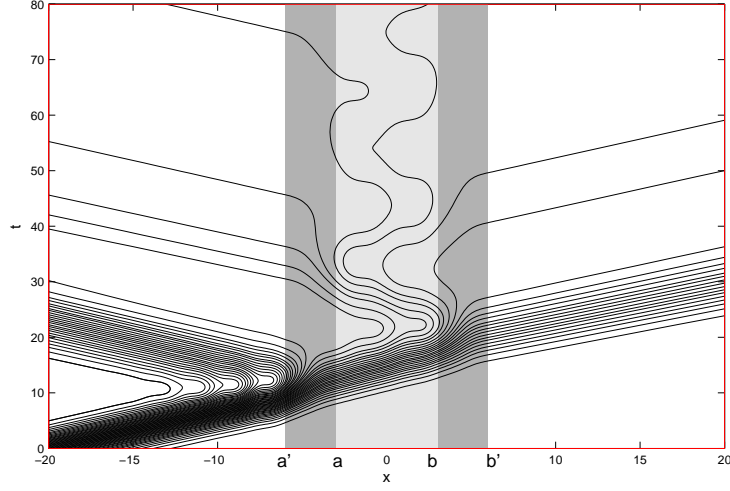


Fig. 8: Zoom into the region indicated in figure 7 (b).

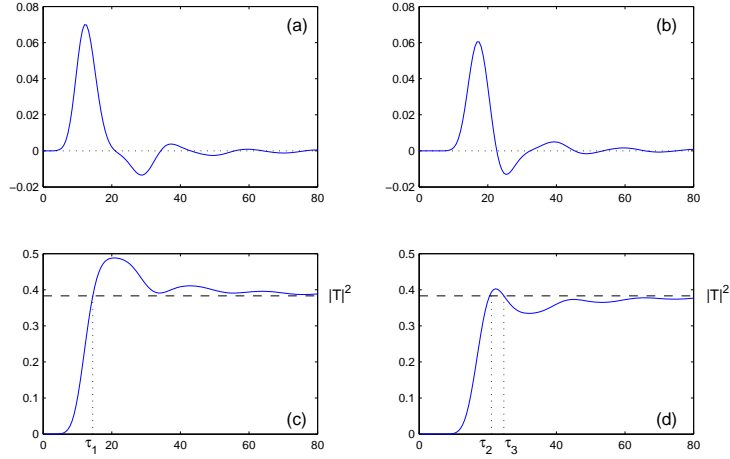


Fig. 9: Current densities $j(\cdot, a)$ (a) and $j(\cdot, b)$ (b) and corresponding integrated current densities $f_a(\cdot)$ (c) and $f_b(\cdot)$ (d).

Figure 9 shows the current densities and corresponding integrated current densities at the edges $x = a$ and $x = b$ respectively. In (c) and (d) The transmission coefficient $|T|^2 = 38.31\%$ is indicated by the dashed line.

Finally, in figure 10 the mappings \mathcal{T}_T (a), \mathcal{T}_R (b) and \mathcal{T}_D (c) are illustrated. In addition the conditional transmission and reflection times, i.e. normalized by the fraction of finally transmitted or reflected particles, are indicated in (a) and (b).

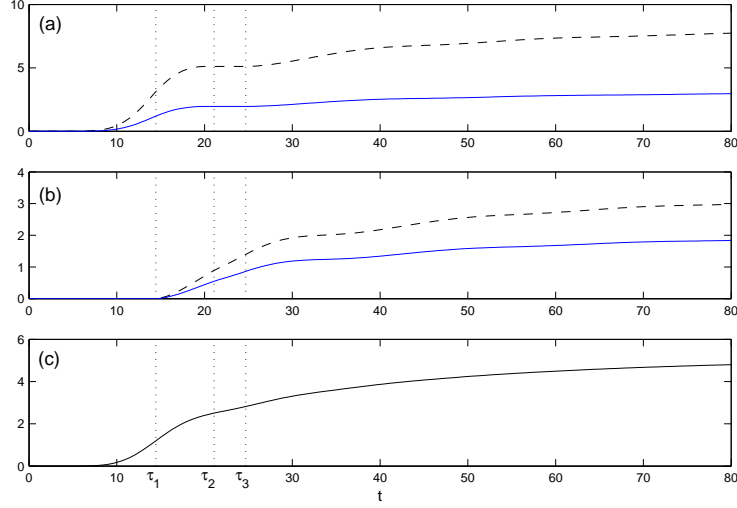


Fig. 10: (a) Transmission times (solid line) and conditional transmission times (dashed line). (b) Reflection times (solid line) and conditional reflection times (dashed line). (c) Mean dwell times of the areas G^s .

Acknowledgements

I'm much indebted to Gebhard Grübl for helpful discussions and corrections. This work has been supported by DOC-FFORTE [DOCTORAL SCHOLARSHIP PROGRAMME OF THE AUSTRIAN ACADEMY OF SCIENCES].

References

- [1] Misra B and Sudarshan E C G 1977 *J. Math. Phys.* **18** 756
- [2] Kijowski J 1974 *Rep. Math. Phys.* **6** 361
- [3] Aharonov Y, Oppenheim J, Popescu S, Reznik B, Unruh W G 1998 *Phys. Rev. A* **57** 4130
- [4] Muga J G and Leavens C R 2000 *Phys. Rep.* **338** 353
- [5] Muga J G *et al* (ed.) 2002 *Time in Quantum Mechanics* (Berlin: Springer)
- [6] Hauge E H and Støvneng J A 1989 *Rev. Mod. Phys.* **61** 917
- [7] Olkhovsky V S and Recami E 1992 *Phys. Reports* **214** 339
- [8] Olkhovsky V S and Recami E 1995 *Jour. de Physique I* **5** 1351
- [9] Brouard S, Sala R, Muga J G 1994 *Phys. Rev. A* **49** 4312

- [10] Daumer M, Dürr D, Goldstein S, Zanghi N 1994 in Fannes M *et al* (ed.) *On Three Levels: The Micro-, Meso-, and Macroscopic Approaches in Physics* (New York: Plenum) pp. 331
- [11] Daumer M, Dürr D, Goldstein S, Zanghi N 1997 *Jour. Stat. Phys.* **88** 967
- [12] Grübl G and Rheinberger K 2002 *Jour. Phys. A* **35** 2907
- [13] Kreidl S, Grübl G, Embacher H G 2003 *J. Phys. A* **36** 8851
- [14] Leavens C R 1990 *Solid State Comm.* **74** 923
- [15] Leavens C R 1990 *Solid State Comm.* **76** 253
- [16] Oriols X, Martín F and Suñé J 1996 *Phys. Rev. A* **54** 2594
- [17] Baz A I 1967 *Sov. J. Nucl. Phys.* **4** 182
- [18] Baz A I 1967 *Sov. J. Nucl. Phys.* **5** 161
- [19] Rybachenko V F 1967 *Sov. J. Nucl. Phys.* **5** 635
- [20] Sokolovski D and Baskin L M 1987 *Phys. Lett. A* **36** 4604
- [21] Büttiker M and Landauer R 1982 *Phys. Rev. Lett.* **49** 1739
- [22] Büttiker M 1983 *Phys. Rev. A* **27** 6178
- [23] Reed M and Simon B 1979 *Methods of Modern Mathematical Physics, Vol. 3* (New York: Academic Press)
- [24] Dollard J D 1969 *Comm. Math. Phys.* **12** 193
- [25] Stomphorst R G 2002 *Phys. Lett. A* **292** 213
- [26] Leavens C R 1993 *Phys. Lett. A* **178** 27
- [27] McKinnon W R and Leavens C R 1995 *Phys. Rev. A* **51** 2748