Efficient linear optical quantum computation

Daniel E. Browne and Terry Rudolph
QOLS, Blackett Laboratory, Imperial College London, Prince Consort Road, London SW7 2BW, UK

We introduce a new scheme for linear optics quantum computation, with a much greater degree of efficiency and a simpler implementation than previous proposals. We follow the "cluster state" measurement based quantum computational approach, and show how cluster states may be efficiently generated from pairs of maximally polarization entangled photons using linear optical elements, most importantly polarizing beam splitters and photon counters.

PACS numbers: 03.67.Lx,03.67.Mn,42.50.Dv

arXiv:quant-ph/0405157v1 26 May 2004

Our understanding of the requirements for quantum computation has been greatly enhanced by Knill, Laflamme and Milburn's (KLM) discovery that measurement induced nonlinearity suffices for efficient quantum computation with linear optics [1], and Raussendorf and Briegel's discovery that efficient quantum computation is possible by single qubit measurements on an entangled initial (cluster) state [2]. Recently, Nielsen [3] proposed a merger of the two ideas, in which he showed how non-deterministic gates from the KLM scheme can be used to efficiently create optical versions of the cluster states; since arbitrary single-qubit measurements are easy to perform on photonic qubits, it follows that efficient quantum computation is possible.

In this Letter, we too consider constructing optical cluster states, however we move away from the KLM versions of non-deterministic gate constructions. As we will show, our proposal results in several important relaxations of resource requirements, as well as providing an intuitively simple and clearly efficient scheme. We do not, for example, make use of gates teleported through large entangled ancilla states, a process the correctness of which is somewhat painful to explicitly verify.

The primary resource we will make use of is two photon Bell states. These can be obtained in a purely linear optical manner with probability 3/16 from four single photons. In fact, since any non-trivial non-deterministic gate will create some entanglement, which can then be purified if necessary [4], a wide variety of options for creating this initial resource exist. Alternatively, it is also quite feasible that non-linear optical processes be used create the initial entanglement [5]. Given the Bell states, we proceed to build up the cluster states using only non-deterministic parity-check measurements - which involve combining the photons on a PBS followed immediately by measurement on the output modes.

In addition to overall smaller resource requirements in terms of number of single photons and measurements required, our proposal has several other advantages. There is no requirement for elaborate interferometers containing multiple beam splitters in series, which dramatically reduces the complexity of mode-matching issues in an experimental implementation. Although the operations we envision implementing sometimes cause the usual Pauli errors endemic to non-deterministic schemes, in the cluster model such errors are necessarily compensated for during the computation, and thus they do not need to be actively corrected by feed-forward to variable optical elements, as in the KLM proposal. If we are prepared to accept a small (constant factor) overhead in resources, a simple extension of our basic proposal also has the significant advantage that photon-number-discriminating detectors are *not* required for its implementation. This generalization also allows for a single logical qubit to *simultaneously* be involved in bonding operations with multiple (possibly widely separated) other qubits. Given the expected finite lifetime of any photons in a realistic implementation, this ability avoids some problems that can be encountered when attempting multiple sequential operations.

Let us review the salient features of cluster state computation [2]. Special entangled states, known as cluster states [6] are generated by applying a controlled-phase shift (CPHASE) between nearest neighbors in a square lattice of qubits initially in the superposition state $|0\rangle + |1\rangle$. The next-neighbor entanglement can be paraphrased as a "bond" between the qubits and thus the layout of the bonds which define the state can be represented graphically, as, for example, in Fig. 1. Once the cluster state is generated, a quantum logic network is implemented by measuring the qubits individually in a particular pattern of measurement eigenbases and in a particular order. Given a cluster state of sufficient size, any quantum circuit can be implemented, and the states are thus an entanglement resource for universal quantum computation. Applying Pauli unitary operators to any subset of qubits in the cluster state creates a different but computationally equivalent cluster state, as when the measurements for the computation are implemented the extra Pauli's are taken into account in the measurement pattern [2]. We thus consider all cluster states which are related by operations in the Pauli group as equivalent; they are represented by the same layout of nearest-neighbor bonds.

The square lattice cluster state of Raussendorf and Briegel's original scheme is extremely powerful, allowing

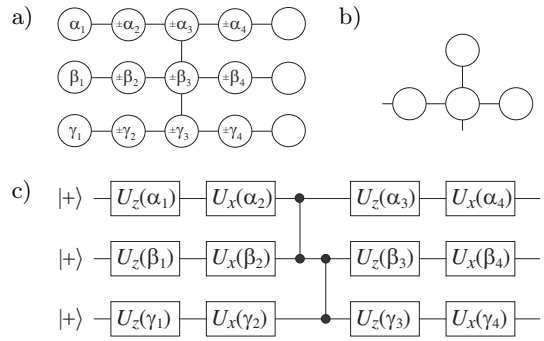

FIG. 1: The measurement pattern (a) simulates the quantum network (c). Each circle represents a qubit in the cluster and each line represents a "bond" - i.e. a CPHASE having been applied between the two connected qubits. The observable $\cos(\theta)\sigma_x + \sin(\theta)\sigma_y$ is measured on each qubit, with the angle θ given each time by the symbols inside the circle. The sign of the measurement angle in all but the first column depend upon the outcome of measurements to the left of the qubit. Larger circuits can be simulated by larger cluster states with extensions of this pattern. Such layouts can be generated by tiling repeated 3-bond units of the "T-shape" shown (b).

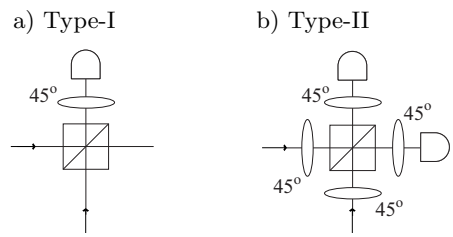

FIG. 2: The two "qubit fusion" non-deterministic gates: (a) Type-I consists of a mixing the two spatial modes on a polarizing beam splitter (PBS), which reflects vertically polarized light only, and measuring one of the output modes with a polarization discriminating photon counter after a 45° polarization rotation; b) Type-II is obtained from Type-I by adding both 45° rotations to each input mode and measuring the output modes in the rotated basis. The 4 polarization rotators and PBS could be replaced by a PBS rotated at 45°.

the simulation of unitaries directly without decomposing them into a network of some set of gates. However, if one wishes to minimize the number of inter-qubit bonds in the cluster, a different approach is more appropriate. To simulate a quantum network made up of arbitrary rotations and controlled-phase gates, the cluster state layout in Fig. 1 (suggested by Nielsen in [3]) is sufficient, and requires far fewer inter-qubit bonds. In this paper we will concentrate on generating cluster states with this more compact layout.

First we first describe a "qubit fusion" operation which is very important for our proposal. This parity-check [4, 7] operation is implemented by mixing the two modes on a polarizing beam splitter (PBS), rotating one of the output modes by 45° before measuring it with a polarization discriminating photon counter (see Fig. 2(a)). Since we introduce a second fusion operation later, we refer to this as Type-I fusion.

The effect of this operation depends upon the outcome of the measurement. Let us assume that the input state had at most one photon in each mode. In this case, when one and only one photon is detected (which occurs with probability 50%), the state is transformed by the Kraus operators $(|H\rangle\langle HH| - |V\rangle\langle VV|)/\sqrt{2}$ or $(|H\rangle\langle HH| + |V\rangle\langle VV|)/\sqrt{2}$ depending on whether a horizontally or vertically polarized photon is detected. The aptness of the name "fusion" becomes apparent when one considers the effect this has when applied to two qubits in separate cluster states. Since the CPHASE operation is diagonal in the computational basis $\{|H\rangle, |V\rangle\}$, the "fused" qubit inherits all the cluster state bonds of the two qubits which were fused (see Fig. 3). If the Type-I fusion is applied to the end-qubits of linear (i.e. one-dimensional) clusters of lengths n and m, successful outcomes generate a linear cluster of length $(n + m - 1)$ (Fig. 3(a)). Note that the two successful outcomes generate equivalent cluster states.

The Type-I fusion operation is considered to have failed when either zero or two photons of either polarization are detected. The failure outcomes are described by Kraus operators $|0\rangle\langle VH|$ and $(|2_V\rangle - |2_H\rangle)\langle HV|/\sqrt{2}$, and have the effect of measuring both input qubits in the σ_z eigenbasis (the computational basis). Measuring a cluster state qubit in the computational basis leaves the remaining qubits in a cluster state of the same layout as before the measurement, but now with all the bonds connected to the measured qubit severed (see Fig. 4(a)).

Starting from a supply of polarization Bell states (which are equivalent to a 2-qubit cluster state $|+H\rangle + |-V\rangle = |HH\rangle + |VH\rangle + |HV\rangle - |VV\rangle$), the Type-I fusion operation allows us to efficiently generate arbitrarily long linear cluster states. In the simplest case, a single successful Type-I fusion combines two Bell pairs into a 3-qubit cluster state, (which is also a GHZ state). Since, on average, one must attempt this whole procedure twice before the desired three-qubit cluster is generated, the expected number of Bell states used to generate the 3-qubit cluster state is 4. We shall use the "expected number of Bell states consumed" as a measure of the resources required to generate cluster states of a given size.

A simple strategy to generate a long linear cluster is to first generate an intermediate supply of 3-qubit cluster states, and then attempt to fuse these one by one to a larger linear cluster. Each time, with probability 1/2, the cluster grows in length by 2 qubits, or, equally likely, loses a qubit. A failed attempt creates a Bell pair from the 3-qubit cluster, which can be reused in the generation of further 3-qubit clusters. Thus, on average, the cluster grows by 1/2 a qubit in length for each attempt, and the resources needed scale as $(2 \times 4 - 1) = 7$ Bell pairs per

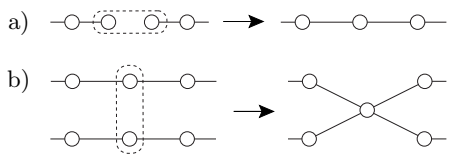

FIG. 3: Two examples of how clusters states can be joined together by "fusing" qubits from each. a) Fusing the end-qubits of two linear clusters of length n and m creates a cluster of length $(n+m-1)$. b) The mid qubits of two linear clusters are fused to create a two-dimensional cluster with a cross-like layout. In this way non-trivial cluster layouts can be created.

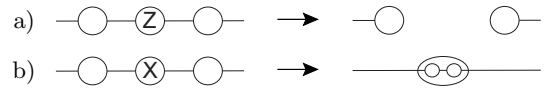

FIG. 4: Certain measurements on a cluster qubit will leave the remaining qubits in a new cluster state with a different layout: a) A σ_z eigenbasis measurement removes the qubit from the cluster and breaks all bonds between that qubit and the rest of the cluster. b) A σ_x measurement on a linear cluster removes the measured qubit and causes the neighboring qubits to be joined such that they now represent a single logical qubit with logical basis $|00\rangle, |11\rangle$.

qubit in the linear cluster. (The subtracted amount represents the 2-qubit clusters which can be reused). A more efficient method is to first generate 5-qubit clusters by combining 3-qubit clusters. Since failures leave 2-qubit clusters which can be reused, the mean resources required to create a 5-qubit cluster are 14 Bell pairs. To utilize these in creating arbitrary length clusters one may do the following: One attempts to add the 5-qubit cluster, if the fusion fails one then tries to attach the 4-qubit cluster which is generated, if it fails again a 3-qubit cluster is created which can be reused to generate further 5-qubit clusters. Taking this recycling into account, the mean resources needed with this method are 6.5 Bell pairs per qubit added to the linear cluster. We do not know the optimal procedure for generating the linear clusters by Type-I fusion.

One-dimensional clusters are not, however, sufficient for universal quantum computation, as their geometry doesn't permit the implementation of 2-qubit gates. We thus need to create two-dimensional clusters, which can also be done by fusion, as depicted in Fig. 3(b). More precisely, we envisage fusing together qubits in linear clusters, as is illustrated in Fig. 5, which shows how the layout from Fig. 1 can be achieved.

It turns out the Type-I fusion operation is not appropriate for carrying out these fusions, since its failure outcome is a measurement in the computational (σ_z) basis, which would split the linear clusters in two (Fig. 4(a)). Another approach to fusion is clearly necessary. In this alternate approach we introduce the use of *redundant encoding*. A single qubit in the cluster may be represented by multiple photons, such that a generic cluster state $|\phi_0\rangle|0\rangle+|\phi_1\rangle|1\rangle$ could be encoded $|\phi_0\rangle|H\rangle^{\otimes n}+|\phi_1\rangle|V\rangle^{\otimes n}$, where we have singled out from the rest of the cluster the particular qubit which is redundantly encoded with n photons. Note that a σ_x measurement (projection onto $|H\rangle \pm |V\rangle$) on one of the redundant photons does not destroy the cluster state, at worst it adds an inconsequential phase.

A σ_x measurement also has an interesting effect when performed on a qubit in a linear cluster; it does not split the cluster, rather it combines the adjacent qubits into a single redundantly encoded (by two photons) qubit, retaining the bonds attached to each, as shown in Fig. 4(b).

To utilize these features of σ_x measurements, we make use of the gate depicted in Fig. 2(b). When it succeeds, with probability 1/2, (as heralded by the detection of a photon in each output mode) this gate is a destructive projective measurement onto maximally entangled states, i.e. the Kraus operators are $(\langle HH| + \langle VV|)/\sqrt{2}$, $(\langle HV| + \langle VH|)/\sqrt{2}$. The failure outcome (signaled by detecting no photons in one of the modes) effectively performs a projective measurement of σ_x on each of the photons. Note that the Type-II fusion does not require the discrimination between different photon numbers.

We see therefore, that if this gate is applied to a single photon of each of a pair of logical qubits in the redundant n-photon encoding, it will lead to the desired fusion. If it fails then one photon is removed from each qubit's redundant encoding, and the gate could be reattempted, as long as sufficient photons remained in each qubits redundant encoding.

It turns out that this gate works even when one of the logical qubits is represented by two photons, and the second by just a single photon, since these operators take the state $(|\phi_0\rangle|HH\rangle + |\phi_1\rangle|VV\rangle) \otimes (|\xi_0\rangle|H\rangle + |\xi_1\rangle|V\rangle)$ to $|\phi_0\rangle|H\rangle|\xi_0\rangle + |\phi_1\rangle|V\rangle|\xi_1\rangle$ and $|\phi_0\rangle|H\rangle|\xi_1\rangle + |\phi_1\rangle|V\rangle|\xi_0\rangle$ respectively, which are both the desired "fused" cluster states. We call this a Type-II fusion. The effect of the failure outcome of the Type-II fusion is to perform a σ_x measurement on each photon. This has the consequence of converting the redundantly encoded 2-photon logical qubit into a 1-photon logical qubit on the one cluster, while creating a new redundantly encoded 2-photon qubit on the lower lower linear cluster (see Fig. 6). Thus the fusion attempt can be immediately re-attempted. The mean number of times that the fusion must be attempted is simply $\sum_{n=1}^{\infty}(1/2)^n n = 2$.

Cluster states with the layout illustrated in Fig. 1 can be generated by combining the two processes outlined above, i.e. first generating of linear clusters by Type-I fusion, and then fusing their qubits by Type-II fusion to form the desired 2-dimensional cluster.

We can quantify the resources required to build the cluster by recognizing that the layout of Fig. 1 can be broken down into the T-shaped units illustrated in Fig. 1(b).

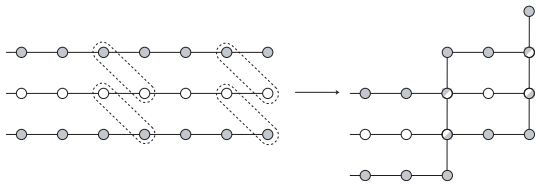

FIG. 5: If qubits from a linear cluster are fused according to the above pattern, a cluster state with the desired layout is generated.

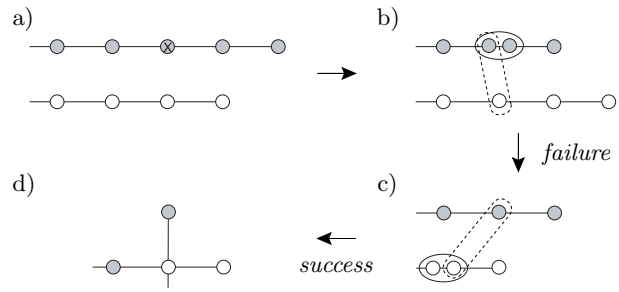

FIG. 6: Here we illustrate the construction of the "T-shape": a) A σ_x-measurement causes the neighboring qubits to be joined into a single logical qubit in the redundant encoding. b) Type II-fusion is now attempted between this logical qubit and a qubit in the lower cluster. The fusion succeeds with probability 1/2. In the event it fails, it causes 2 qubits in the lower cluster to be joined so as to redundantly encode 1 logical qubit, as depicted in c). A second Type-II fusion can be immediately attempted as shown. d) Success of this second attempt leaves the required T-shape. In the typical case, 7 qubits are used up from two linear clusters in its construction.

Thus, the resources to construct such a T-shape gives an appropriate way of quantifying the resources required per two-qubit gate in the logical network. The T-shape can be constructed from two linear clusters via a single (successful) Type-II fusion. Since it typically requires two attempts for successful Type-II fusion, the construction of the T-shape uses up on average 7 qubits from the linear clusters, 4 from one and 3 from the other, which is shown in Fig. 6. As constructing the linear clusters requires on average no more than 6.5 Bell pairs for each qubit in the cluster, construction of the T-shape requires on average no more than 45 Bell pairs. This is a great improvement compared with other linear optics based quantum computation schemes of which the authors are aware [1, 3, 8].

For instance, the most efficient scheme so far is Nielsen's approach in [3]. Remember that each attempt of the implementation of a KLM $\mathrm{CZ}_{n^2/(n+1)^2}$ gate requires two copies of a 2n-photon entangled state for its implementation. Nielsen calculates that 24 successful $\mathrm{CZ}_{4/9}$ gates are required per implemented two-qubit logical gate. Considering the number of times that a gate with success probability (4/9) must be repeated, we see that in Nielsen's scheme $24 \times 9/4 \times 2 = 108$ 4-photon entangled states are consumed per two-qubit gate. These 4-photon entangled states must be generated via a very complicated non-deterministic procedure involving multiple beam-splitters and non-deterministic gates (see [9]). In our simpler scheme, the resources per logical 2-qubit gate are the same as the resources used to add a "T-shape" to the cluster, on average 45 Bell pairs.

There are a number of further attractive features of our proposal. In the KLM scheme, it is necessary to use many beam-splitters in series. This means that in the lab an extremely high degree of mode-matching is required between all of the beam-splitters - a very difficult feat to achieve. In this scheme, on the other hand, each time a polarizing beam splitter is used, the modes leaving the beam splitter are detected immediately, meaning that this mode-matching problem is greatly alleviated.

We have made minimal use of the redundant encoding introduced for Type-II fusion. In fact, by using a redundant encoding for all qubits in a cluster (at the cost of a small constant factor resource overhead) it is possible to use only the parity gate of Fig. 2(b) for *all* gate operations. This has the considerable advantage that the gate can be implemented *without* photon number discriminating detectors. The nature of such a redundant encoding also allows for a single qubit to simultaneously be involved in bonding operations with multiple (possibly widely separated) other qubits. (CPHASE gates between redundantly encoded qubits can be implemented via the gate of Fig. 2(b), with an extra 45° rotation on one input mode). Given the expected finite lifetime of any photons in a realistic implementation, this ability avoids some problems that can be encountered when attempting multiple sequential operations.

Although we have phrased our results in terms of photon polarization, clearly they apply to different physical systems, and to different photonic degrees of freedom - such as orbital angular momentum for example. They also can be interpreted as showing the more abstract result that degenerate parity measurements, combined with single qubit transformations/measurements, are universal for quantum computing.

Finally we point out that our scheme can be understood well in the theoretical interpretation of the cluster states as "Valence Bond Solids", developed by Verstraete and Cirac [10], where they show that the cluster state can be considered in terms of Bell pairs joined together with a Kraus Operator similar to the successful output of our Type-I fusion.

We thank Viv Kendon, Jeremy O'Brien, Petra Scudo and "ceptimus" of the puzzles forum at randi.org for helpful comments. TR would like to thank Michael Nielsen for early discussions about his ideas, the Dept. of Physics at University of Queensland for their hospitality, and in particular Andrew White, whose constant discourse on 'mode-matching' formed a primary source of irritation for this work. This research was supported by the EP-

SRC and Hewlett-Packard Ltd.

[1] E. Knill, R. Laflamme, and G. Milburn, Nature (London) **409**, 46 (2001).
[2] R. Raussendorf and H. J. Briegel, Phys. Rev. Lett. **86**, 5188-5191 (2001); R. Raussendorf, D.E. Browne and H.J. Briegel, Phys. Rev. A **68**, 022312 (2003).
[3] M.A. Nielsen, to appear in Phys. Rev. Lett., e-print quant-ph/0402005.
[4] J.-W. Pan et al, Nature (London) **423**, 417 (2003).
[5] C. Śliwa and K. Banaszek, Phys. Rev. A **67**, 030101(R) (2003).
[6] H.J. Briegel and R. Raussendorf, Phys. Rev. Lett. **86**, 910-913 (2001).
[7] T. B. Pittman, B. C. Jacobs, and J. D. Franson, Phys. Rev. A **64**, 062311 (2001).
[8] N. Yoran and B. Reznik, Phys. Rev. Lett. **91**, 037903 (2003).
[9] E. Knill, R. Laflamme, and G. Milburn, e-print quant-ph/0006088.
[10] F. Verstraete and J.I. Cirac, e-print quant-ph/0311130.