

Efficient Quantum Algorithm for Numerical Gradient Estimation

Stephen P. Jordan

MIT Physics, 77 Massachusetts Avenue, Cambridge, Massachusetts 02139

(Dated: May 13, 2019)

Given a blackbox for f , a smooth real scalar function of d real variables, one wants to estimate ∇f at a given point $\mathbf{x} = (x_1; x_2; \dots; x_d)$ with n bits of precision. On a classical computer this requires a minimum of $d+1$ blackbox queries, whereas on a quantum computer it requires only two queries regardless of d . The number of bits of precision to which f must be evaluated differs between the quantum and classical cases. In the limit of large n the quantum algorithm requires twice as many bits.

PACS numbers: 03.67.Lx

In the context of many numerical calculations, blackbox query complexity is a natural measure of algorithmic efficiency. For example, in optimization problems, the function evaluations are frequently the most time consuming part of the computation, and an efficient optimization algorithm is therefore one which uses as few function evaluations as possible [1].

Here we investigate the query complexity of numerically estimating the gradient of a blackbox function at a given point. The blackbox takes as its input d binary strings, each of length n_i , along with n_o ancilla qubits which should be set to zero. The blackbox writes its output into the ancilla bits using the CNOT operation, and preserves the input bits. This is the standard technique for making any function reversible, as it must be for a quantum computer to implement it.

The purpose of the blackbox is to evaluate some function $f: \mathbb{R}^d \rightarrow \mathbb{R}$ with n_o bits of precision on a finite domain. It does so in fixed-point notation. That is, the inputs and outputs to the function f , which are real numbers within a finite range, are approximated by the inputs and outputs to the blackbox, which are integers ranging from 0 to 2^{n_i} , and 0 to 2^{n_o} , respectively, via appropriate scaling and offset.

For numerical gradient estimation to work, in the classical or quantum case, f and its first partial derivatives must be continuous in the vicinity of the point $(x_1; x_2; \dots; x_d)$ at which the gradient is to be evaluated. Classically, to estimate ∇f at \mathbf{x} in d dimensions, one can evaluate f at \mathbf{x} and at d additional points, each displaced from \mathbf{x} along one of the d dimensions, as shown in figure 1.

In practice, it may be desirable to perform the function evaluations displaced by $l=2$ from \mathbf{x} along each

dimension so that the region being sampled is centered at \mathbf{x} . In this case $2d$ function evaluations are required instead of $d+1$. If $f = \theta x_1$ will then be given by $(f(x_1 + l=2; \dots) - f(x_1 - l=2; \dots)) = l$, and so on. Inserting the Taylor expansion for f about \mathbf{x} into this expression shows that the quadratic term will cancel, leaving an error of order l^2 and higher. One must choose l sufficiently small that these terms are negligible.

To perform a gradient estimation using a quantum computer, start with the state:

$$|x_1\rangle |x_2\rangle \dots |x_d\rangle |0\rangle;$$

where each ket represents a register rather than a single qubit. Apply the Hadamard operation to the last $d n$ ancilla qubits, which we will now consider as d registers of n qubits each.

$$\frac{1}{2^{dn}} \sum_{i_1=0}^{N-1} \sum_{i_2=0}^{N-1} \dots \sum_{i_d=0}^{N-1} |x_1\rangle |x_2\rangle \dots |x_d\rangle |i_1\rangle |i_2\rangle \dots |i_d\rangle$$

where $N = 2^n$. In vector notation,

$$= \frac{1}{2^{dn}} \sum_{\mathbf{i}} |\mathbf{x}\rangle |\mathbf{i}\rangle$$

Use the blackbox to reversibly compute f .

$$\frac{1}{2^{dn}} \sum_{\mathbf{i}} |\mathbf{x}\rangle |f(\mathbf{x} + \frac{1}{N} \sum_{j=1}^d \mathbf{j})\rangle$$

where \mathbf{N} is the d -dimensional vector $(N; N; N; \dots)$, and l is the size of the region over which f is approximately linear. N is used to ensure that the function is evaluated on a region centered at \mathbf{x} . Next apply a phase shift proportional to the contents of the blackbox's output register. This can be done through the back action of a set of controlled phase gates. See for example the implementation of the quantum Fourier transform presented in [2].

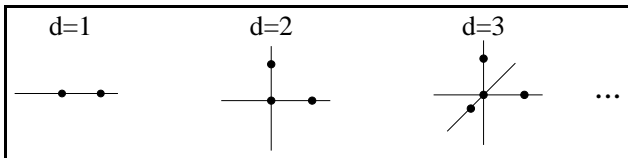


FIG. 1: Locations at which f would be evaluated in the classical case. The origin is the point \mathbf{x} at which ∇f is being estimated.

$$! \frac{1}{2^{dn}} \sum_{j=0}^{2^n-1} e^{i \frac{2\pi}{m} f(x + \frac{1}{N} (\frac{N}{2} + j))} f(x + \frac{1}{N} (\frac{N}{2} + j))$$

The proportionality constant $N = m \cdot l$ for the phase is used to ensure proper scaling of the final result into a fixed point representation, that is, as an integer from 0 to 2^n . Here m is the size of the interval which bounds the components of $r \cdot f$. Next, uncompute f using the second blackbox query.

$$! \frac{1}{2^{dn}} \sum_{j=0}^{2^n-1} e^{i \frac{2\pi}{m} f(x + \frac{1}{N} (\frac{N}{2} + j))} |j\rangle$$

For sufficiently small l ,

$$\frac{1}{2^{dn}} \sum_{j=0}^{2^n-1} e^{i \frac{2\pi}{m} (f(x) + \frac{1}{N} (\frac{N}{2} + j) \cdot l \cdot f)} |j\rangle$$

Writing out the vector components, and ignoring global phase,

$$= \frac{1}{2^{dn}} \sum_{j=0}^{2^n-1} e^{i \frac{2\pi}{m} (f(x) + \frac{1}{N} (\frac{N}{2} + j) \cdot l \cdot f)} |j\rangle$$

This is a product state:

$$= \frac{1}{2^{dn}} \sum_{j=0}^{2^n-1} e^{i \frac{2\pi}{m} (f(x) + \frac{1}{N} (\frac{N}{2} + j) \cdot l \cdot f)} |j\rangle$$

Fourier transform each of the registers, obtaining

$$! \sum_{j=0}^{2^n-1} \frac{1}{m} \frac{\partial f}{\partial x_1} \frac{1}{m} \frac{\partial f}{\partial x_2} \cdots \frac{1}{m} \frac{\partial f}{\partial x_d}$$

Then simply measure in the computational basis to obtain the components of $r \cdot f$ with n bits of precision.

Normally, the quantum Fourier transform is thought of as mapping the discrete plane wave states to the computational basis states:

$$\sum_{j=0}^{2^n-1} e^{2\pi i j k / N} |j\rangle = |k\rangle$$

where $0 < k < N$. However, negative k is also easily dealt with, since

$$\sum_{j=0}^{2^n-1} e^{2\pi i j k / N} |j\rangle = |N - k\rangle$$

Thus negative components of $r \cdot f$ pose no difficulties for the quantum gradient estimation algorithm provided that bounds for the values of the components are known, which is a requirement for any algorithm using fixed-point arithmetic.

In general the number of bits of precision necessary to represent a set of values is equal to $\log_2(r)$, where r is the range of values, and l is the smallest difference in values one wishes to distinguish. Thus for classical gradient estimation with n bits of precision, one needs to evaluate f to

$$\log_2 \frac{\max(f) - \min(f)}{\frac{m \cdot l}{2^n}} \quad (1)$$

bits of precision.

In the quantum case, each dimension is subdivided into 2^n points, and the function is evaluated over the superposition of the resulting d -dimensional grid. The precision obtained using the quantum Fourier transform will be equal to the precision of the difference between successive phases in the discrete plane wave state, thus where l would appear in the classical case we instead have $l = 2^{-n}$.

$$n_0 = \log_2 \frac{\max(f) - \min(f)}{\frac{m \cdot l}{2^{2n}}} \quad (2)$$

Thus in the limit of large n , it will be necessary to evaluate f to twice as many bits of precision as in the classical gradient estimation algorithm. Note also that differences between the quantum and classical cases, as will be discussed later.

The components of x must be represented with

$$n_i = \log_2 \frac{r \cdot 2^n}{1}$$

bits of precision, where r is the domain of a component of x . In the most general case, r could have different values for different components of x .

The only approximation made in the description of the quantum gradient estimation algorithm was expanding f to first order. Therefore the lowest order error term will be due to the quadratic part of f . The behavior of the algorithm in the presence of such a quadratic term provides an idea of its robustness. Furthermore, in order to minimize the number of bits of precision to which f must be evaluated, l should be chosen as large as possible subject to the constraint that f be locally linear. The analysis of the quadratic term provides a more precise description of this constraint.

The series of quantum Fourier transforms on different registers can be thought of as a single d -dimensional quantum Fourier transform. Including the quadratic term, the state which this Fourier transform is acting on has amplitudes

$$f(\mathbf{r}) = \frac{1}{N^{d/2}} \exp \left(i2\pi \mathbf{r}^T \mathbf{H} \mathbf{r} + \frac{1}{2mN} \mathbf{r}^T \mathbf{H} \mathbf{r} \right);$$

where \mathbf{H} is the Hessian matrix of f . After the Fourier transform, the amplitudes should peak around the correct value of \mathbf{r} . Here we are interested in the width of the peak, which should not be affected by \mathbf{r} , so for simplicity it will be set to 0. The Fourier transform will yield amplitudes of [3]

$$\hat{f}(\mathbf{k}) = \frac{1}{N^d} \int \exp \left(i2\pi \mathbf{r}^T \mathbf{H} \mathbf{r} + \frac{1}{2mN} \mathbf{r}^T \mathbf{H} \mathbf{r} \right) d^d \mathbf{r} = \frac{1}{N} \mathbf{k}^T \mathbf{H}^{-1} \mathbf{k} :$$

Ignoring global phase and doing a change of variables ($\mathbf{u} = \sqrt{N} \mathbf{r}$),

$$\int_{-1/2}^{1/2} \dots \int_{-1/2}^{1/2} \exp \left(i2\pi \frac{N}{2m} \mathbf{u}^T \mathbf{H} \mathbf{u} \right) d^d \mathbf{u} = \int_{-1/2}^{1/2} \dots \int_{-1/2}^{1/2} \exp \left(i2\pi \frac{N}{2m} \mathbf{u}^T \mathbf{H} \mathbf{u} \right) d^d \mathbf{u}$$

This integral can be approximated using the method of stationary phase.

$$\mathbf{r} = \frac{N}{2m} \mathbf{H}^{-1} \mathbf{H} \mathbf{u} = \mathbf{u} \mathbf{k}$$

but Hessians are symmetric, so

$$\mathbf{r} = \frac{N}{m} \mathbf{H} \mathbf{u} \mathbf{k} :$$

Thus (again ignoring global phase),

$$\hat{f}(\mathbf{k}) \approx \begin{cases} \frac{1}{\sqrt{\det(\frac{N}{m} \mathbf{H})}} & \text{if } \mathbf{u} \in C \text{ s.t. } \frac{N}{m} \mathbf{H} \mathbf{u} \mathbf{k} = 0 \\ 0 & \text{otherwise} \end{cases}$$

where C is the region $-1/2 < u_i < 1/2$ for all i . So according to the stationary phase approximation, the peak is simply a region of uniform amplitude, with zero amplitude elsewhere. Geometrically, this region is what is obtained by applying the linear transformation $\frac{N}{m} \mathbf{H}$ to the d -dimensional unit hypercube.

Since we have set $\mathbf{r} = 0$, the variance of $\frac{N}{m} \frac{\partial f}{\partial x_i}$ will be

$$\sigma_i^2 = \frac{1}{D \det A} \int_{\mathcal{D}} k_i^2 d^d \mathbf{k} \quad \text{where } A = \frac{N}{m} \mathbf{H}$$

and D is the region of nonzero amplitude. Doing a change of variables with A as the Jacobian,

$$\sigma_i^2 = \frac{1}{D \det A} \int_{\mathcal{C}} (A k_i)^2 D \det A d^d \mathbf{k} = \int_{\mathcal{C}} k_i^2 d^d \mathbf{k} :$$

where C is again the unit hypercube centered at the origin. In components,

$$\sigma_i^2 = \int_{\mathcal{C}} \sum_j A_{ij}^2 k_j^2 d^d \mathbf{k} = \sum_j A_{ij}^2 \int_{\mathcal{C}} k_j^2 d^d \mathbf{k} :$$

The expectation values on a hypercube of uniform probability are

$$\langle k_i k_j \rangle = \frac{1}{12} \delta_{ij} ;$$

thus

$$\sigma_i^2 = \frac{1}{12} \sum_j A_{ij}^2 = \frac{N^2}{12m^2} \sum_j \left(\frac{\partial^2 f}{\partial x_i \partial x_j} \right)^2 :$$

This quadratic dependence on N is just as expected since, at the end of the computation, the register that we are measuring is intended to contain $\frac{N}{m} \frac{\partial f}{\partial x}$. Therefore the uncertainty in $\frac{\partial f}{\partial x_i}$ is approximately

$$\frac{1}{\sqrt{3}} \sqrt{\sum_j \left(\frac{\partial^2 f}{\partial x_i \partial x_j} \right)^2} \quad (3)$$

independent of N . In the classical algorithm, the cubic term introduces an error of $\frac{1}{24} D_3$ where D_3 is the typical [4] magnitude of third partial derivatives of f . If the 2nd partial derivatives of f have a magnitude of approximately D_2 then the typical uncertainty in the quantum case will be $\frac{10}{2\sqrt{3}} \frac{D_2}{D_3}$. To obtain a given uncertainty,

$$\begin{aligned} & \frac{1}{\sqrt{3}} \sqrt{\sum_j \left(\frac{\partial^2 f}{\partial x_i \partial x_j} \right)^2} \text{ classical} \\ & \frac{1}{\sqrt{3}} \sqrt{\sum_j \left(\frac{\partial^2 f}{\partial x_i \partial x_j} \right)^2} \text{ quantum} \end{aligned}$$

Recalling Eq. (1) and (2), the number of bits of precision to which f must be evaluated depends logarithmically on l . However, in the limit of large n , the number of bits will be twice that required in the classical case.

The level of accuracy of the stationary phase approximation can be assessed by comparison to numerical solutions of example cases. In one dimension, Eq. (3) reduces to

$$\sigma^2 = \frac{2N^2}{3} \quad \text{where} \quad \sigma = \frac{1}{2m} \frac{\partial^2 f}{\partial x^2} :$$

Figures 3 and 2 display the close agreement between numerical results and the analytical solution obtained using stationary phase.

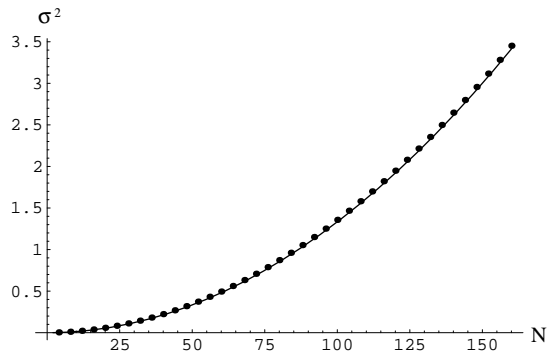


FIG. 2: Comparison between error estimates obtained in the stationary phase approximation (solid line) and numerical results (points) for the one dimensional case. Here the 2^{nd} derivative remains constant ($\alpha = 0.02$), and the number of bits to which the gradient is being evaluated is varied.

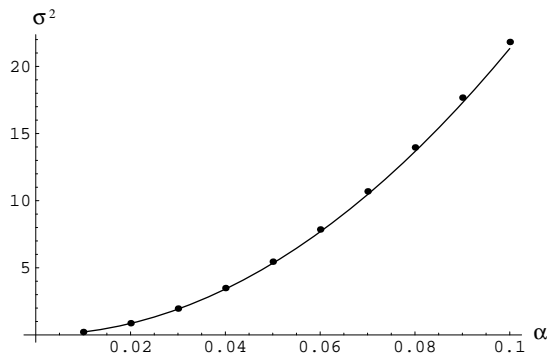


FIG. 3: Analytical error estimates (solid line) are again tested against numerical results (the points) in the one dimensional case, varying the 2^{nd} derivative instead of the number of bits. Here $N = 80$.

A two dimensional example provides a nontrivial test of the stationary phase method's prediction of the peak shape. If the Hessian is

$$H = 0.1 \begin{pmatrix} 1 & 1 \\ 1 & 1 \end{pmatrix}$$

then, according to the stationary phase approximation, the peak should be a square of side length $l=10$ with a 45° rotation [5]. This is in reasonable agreement with the numerical result, as shown in figure 4.

This algorithm may be run recursively to obtain higher derivatives. In this case, another instance of the same algorithm serves as the blackbox. However, only scalar valued functions can straightforwardly be handled. By choosing one component of the gradient to be the blackbox output, and regarding the rest of the registers as junk ancilla bits, one column of the Hessian can be calculated using 4 evaluations of f , and the entire Hessian can be calculated using $4n$ evaluations. Similarly, with 2^n function evaluations, the vector $D_{i_1, \dots, i_{n-1}}$ can be calculated, where the components of this vector are

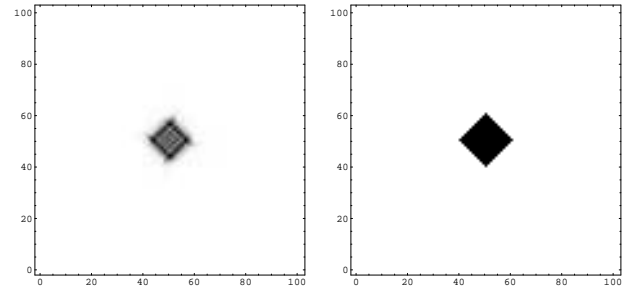


FIG. 4: On the left, the probability, as numerically calculated, is shown. The areas of highest probability appear darkest. On the right, the region of nonzero probability, as calculated in the stationary phase approximation, is shaded in black.

$$D_{i_1, \dots, i_n} = \frac{\partial^n f}{\partial x_{i_1} \dots \partial x_{i_n}};$$

and doing this for all n^{n-1} choices of i_1, \dots, i_{n-1} yields the complete set of n^{th} partial derivatives.

Efficient gradient estimation may be useful, for example, in some optimization and root finding algorithms. The analysis of the advantage which this technique can provide in quantum numerical algorithms remains open for further research.

The author would like to thank Peter Shor for useful discussions and comments, Mark Rudner for useful discussions, and MIT's Presidential Graduate Fellowship program for financial support.

[1] W. H. Press, S. A. Teukolsky, W. T. Vetterling, and B. P. Flannery, Numerical Recipes in C (Cambridge University Press, 1992), 2nd ed.

[2] M. A. Nielsen and I. L. Chuang, Quantum Computation and Quantum Information (Cambridge University Press, 2000).

[3] here really represents $N=2$.

[4] Alternatively, we can define D_3 and D_2 as the largest 2^{nd} and 3^{rd} partial derivatives of f to obtain a worst case requirement on l .

[5] Although H is not a 45° rotation matrix (which is not symmetric), its action on the unit square is equivalent.