

# Information capacities description of spin chains correlations

Vittorio Giovannetti and Rosario Fazio

NEST-INFM & Scuola Normale Superiore, piazza dei Cavalieri 7, I-56126 Pisa, Italy.

Information capacities are used to characterize the quantum correlations in unmodulated spin chains. By studying the qubit amplitude damping channel, we calculate the quantum capacity  $Q$ , the entanglement assisted capacity  $C_E$ , and the classical capacity  $C_1$  of a spin chain with ferromagnetic Heisenberg interactions.

PACS numbers: 03.67.Hk, 05.50.+q, 03.67.-a, 03.65.Db

## I. INTRODUCTION

Spin chains are gaining increasing attention as natural candidates of quantum channels [1, 2, 3, 4, 5]. An unknown quantum state can be prepared on one end of the chain and then transferred to the other end by simply employing the ability of the chain to propagate the state by means of its dynamical evolution. This procedure does not require any gating and therefore can be implemented without any need for a modulation of the couplings between the spins. Especially this last aspect may be of importance for solid state quantum information. Several aspects of quantum communication using spin chains have been already obtained starting from the original proposal by Bose [1]. The fidelity of the transmitted state can be increased if the sender and the receiver can encode/decode the state using a finite number of spins [2]. Even perfect transmission can be achieved if the exchange couplings of the chain are chosen appropriately [3] or if it is possible to perform measurements on the quantum spins of the chain [6]. Moreover, it was recently shown that a phase covariant cloner can be realized using an unmodulated spin network [7]. We would like to mention that the spins chain approach to quantum communication seems to be realizable in solid state devices with present day technology: for instance an implementation with Josephson chains is presented in Ref. [8].

Another interesting aspect which is emerging recently is the interconnection between quantum information and condensed matter theory [9]. Examples are the study of non-local (quantum) correlations of spin systems in a variety of situations (see [10] and references therein) or reformulation of the density matrix renormalization group in the framework of quantum information theory [11]. In this paper we would like to further explore the use of concepts born in quantum information for the characterization of spin chains. Here we propose to use the information capacities of quantum channels as a tool to characterize some aspects of dynamical correlations in a spin chain. By calculating the capacities of the channel, obtained by identifying two separate sections of the chain as the extremes of a communication line, one can in fact get some information about the strength of the correlations among the interconnecting spins. In some sense this is equivalent to assign to any couple of subsets

of the spins in the sample the values of the corresponding capacities in order to create a "road map" of the information fluxes in the system.

Our results apply for the whole class of Hamiltonians for which the total magnetization along a fixed direction is conserved. In the present work we confine ourselves to the case in which one bit is transferred through the chain. This situation corresponds to study the sectors in which only few spins are up. We believe, however, that the present approach can be further extended to other spin sectors.

The paper is organized in two distinct parts. In the first one we introduce the spin chain communication lines and we discuss some models in details (Sec. II). In the second part (Sec. III) instead we give a brief overview on channel capacities and, by studying the qubit amplitude damping channel [12], we calculate the quantum capacity  $Q$ , the entanglement assisted capacity  $C_E$  and the classical capacity  $C_1$  of the spin chain models presented in Sec. II. The paper ends in Sec. IV with the conclusions.

## II. THE MODEL

Given a collection of  $N$  spins coupled by means of a time-independent Hamiltonian it is possible to define a quantum channel by identifying two sets of spins of the sample (say the sets  $A$  and  $B$ ) as two quantum registers. A first party (the sender of the message) encodes some information on  $A$  and a second party (the receiver) tries to recover such information from  $B$  some later time  $t$  [1, 2, 4]. Formally, one assumes that the encoding procedure takes place by initially decoupling the spins  $A$  from the remaining spins without disturbing them from their initial fiducial state  $\rho_0$ , preparing  $A$  on some input message  $\rho_A$ , and finally allowing  $A$  and  $B$  to interact for a given time  $t$  through the Hamiltonian of the system. At this point we consider the state  $\rho_B(t)$  of the spins  $B$ , obtained from the spin chain state  $R(t) = U(t)(\rho_A \otimes \rho_0)U^\dagger(t)$  by tracing away all the degrees of freedom of the system but those relative to  $B$  [Here  $U(t)$  is the unitary evolution of the system]. The resulting Completely Positive, Trace preserving (CPT) mapping

$$\rho_A \mapsto M(\rho_A) = \rho_B(t) = \text{Tr}^{(B)}[U(t)(\rho_A \otimes \rho_0)U^\dagger(t)] \quad (1)$$

where  $\text{Tr}^{(B)}$  means trace over all the spins but  $B$ , defines the quantum channel we are interested in. A caveat is in order. Equation (1) does not provide a proper description of any realistic scenario where the communicating parties keep on operating on their quantum registers over an extended period of time. In fact, after a first "reading out" of the signal from the spin chain at time  $t$ , the state  $|\psi_0\rangle$  of the spins not belonging to  $A$  will change, thus making Eq. (1) unable to describe the state of  $B$  for later times. As a matter of fact, in our system any repeated (in time) manipulation of the quantum registers will necessarily introduce memory effects in the communication for which a satisfying quantum information theory is still missing (some preliminary results on quantum channels with memory can be found in Ref. [13]).

Having the previous observations in mind, Eq. (1) can still be used to provide a quite complete characterization of the correlations between the registers  $A$  and  $B$ . Technically the map  $M$  is defined in the Hilbert space  $H_A$  of all possible configurations of  $A$  and depends on  $t, H_{\text{int}}, |\psi_0\rangle$  and on the choice of  $A$  and  $B$ . A common approach [1, 2, 7] used to quantify the correlations between the sets  $A$  and  $B$  of the chain is then to consider the fidelity associated with  $M$ , by computing the average fidelity between the input states  $|\psi_A\rangle$  and their output counterparts  $|\psi_B(t)\rangle$ . Here we observe that a more detailed characterization of such correlations can be obtained by treating  $M$  of Eq. (1) as the CPT map of a real memoryless channel. The correlations between  $A$  and  $B$  can then be analyzed by means of the information capacities [12, 14, 15, 16, 17, 18] associated with  $M$ . These quantities are related with the minimum "amount of redundancy" over multiple uses of the channel needed to achieve perfect message transmission, i.e. unitary fidelity: higher values of the capacities correspond to stronger correlations between input and output states. Depending on the nature (e.g. classical or quantum) of the information propagating through the channel one can define different capacities and each of them are obtained by maximizing over all possible coding and decoding strategies which act over multiple channel uses (see Sec. III).

#### A. Solvable models

Examples of a spin chain channel where the information capacities of  $M$  can be solved exactly are provided by a chain of  $1/2$ -spins coupled through a ferromagnetic Heisenberg interaction [1]. The system Hamiltonian is

$$H = \sum_{i,j} J_{ij} \left( \frac{1}{x} \frac{j}{x} + \frac{1}{y} \frac{j}{y} + \frac{1}{z} \frac{j}{z} \right) + \sum_{i=1}^N B_i \frac{i}{z}; \quad (2)$$

where the first summation is performed on the nearest neighbors spins of the chain,  $\frac{1}{x,y,z}$  are the Pauli operators associated with the  $i$ th spin,  $J_{ij}$  are coupling con-

stants,  $B_i$  is an anisotropy parameter and  $B_i$  are associated with externally applied magnetic fields.

In the following we will assume the input set  $A$  and output set  $B$  of Eq. (1) to contain respectively the first  $k$  and the last  $k$  spins of the chain, and that all the spins but  $A$  are initially prepared in the same eigenstate  $|j\rangle$  of  $S_z$ . [Here  $|j\rangle$  and  $|j'\rangle$  are the eigenstates of  $S_z$  associated respectively with the eigenvalues  $-1$  and  $+1$ ]. If the two communicating parties are allowed to use the entire Hilbert space of their quantum memory, Eq. (1) yields a  $k$ -qubits channel which, in general, is too complex to be analyzed on a complete basis. In the present paper we consider thus a simplification of this scenario where the sender and the receiver uses their  $k$  spins to encode a single logical qubit. This approach is clearly inefficient from an informational theoretical point of view but, on the positive side, the resulting maps can be treated analytically.

#### 1. Encoding one logical qubit with one-spin up vectors

As in Ref. [1, 2] we introduce the one-spin up vector

$$|j\rangle = \frac{1}{\sqrt{2}} (|j\rangle + |j'\rangle); \quad (3)$$

which for  $j = 1; \dots, N$  represent the state of the chain where the  $j$ th spin is prepared in the eigenstate  $|j'\rangle$  and the others  $N-1$  ones in  $|j\rangle$ . Suppose that at time  $t = 0$  the sender prepares her/his spins in

$$|j\rangle = \frac{1}{\sqrt{2}} (|j\rangle + |j'\rangle); \quad (4)$$

where  $c_j, c_{j'}$  are complex amplitudes,  $|j\rangle$  is the state of  $A$  with all spins down, and  $|j'\rangle$  is a given normalized superposition of  $|j\rangle$  with  $j$  referring to spins of the input memory  $A$ , i.e.

$$|j'\rangle = \sum_{j=1}^N c_j |j\rangle; \quad (5)$$

Since the Hamiltonian of Eq. (2) commutes with the total spin component along the  $z$  direction, one can show that at time  $t$  the whole chain is described by [2]

$$|j(t)\rangle = \frac{1}{\sqrt{2}} \sum_{j=1}^N c_j f_{j,j'}(t) |j\rangle; \quad (6)$$

with  $|j\rangle$  the state of the chain with all spins down and with

$$f_{j,j'}(t) = \langle j | e^{-iHt} | j' \rangle; \quad (7)$$

According to Eq. (1) the state of  $B$  at time  $t$  is finally obtained from Eq. (6) by tracing over all the remaining  $N-k$  spins, i.e.

$$\rho_B(t) = \frac{1}{2} \left( \sum_{j=1}^k f_{j,j'}^2(t) |j\rangle\langle j| + \sum_{j=1}^k f_{j,j'}(t) f_{j',j}(t) |j\rangle\langle j'| + \text{h.c.} \right); \quad (8)$$

with

$$\rho_B(t) = \sum_{j^0=N}^X \sum_{k=1}^X c_{j^0,j}(t) |j^0\rangle\langle j^0| \quad (9)$$

In Eq. (8) the two orthonormal vectors  $|j^0\rangle$  and  $|j^1\rangle$  are, respectively, the state of B with all spin down, and

$$|j^1\rangle = \sum_{j^0=N}^X \sum_{k=1}^X c_{j^0,j}(t) |j^0\rangle \quad (10)$$

Apart from an irrelevant unitary transformation [19] the map associated with  $\rho_B(t)$  of (8) is a qubit amplitude damping channel [1, 2] of efficiency  $\eta$  which acts on the orthonormal basis  $|j^0\rangle, |j^1\rangle$ . For the sake of clarity let us identify  $|j^0\rangle$  and  $|j^1\rangle$  with the same logical qubit state  $|0\rangle$  and  $|1\rangle$ ,  $|j^0\rangle$  with  $|0\rangle$ . In this notation we can express the input state  $\rho_B(t)$  as density matrices  $\rho_0$  and  $\rho_1$  of the same qubit Hilbert space  $H_A$ . Equation (8) becomes thus

$$\rho_B(t) = D(\rho_0, \rho_1) \quad (11)$$

with  $D$  the amplitude damping map characterized by the Kraus operators [12]

$$\begin{aligned} A_0 &= \sqrt{\eta} |0\rangle\langle 0| + \sqrt{1-\eta} |1\rangle\langle 0| \\ A_1 &= \sqrt{1-\eta} |0\rangle\langle 1| \end{aligned} \quad (12)$$

Equation (11) describes a quantum channel in which the logical information of A represented by the coefficients and of Eq. (4), is transferred to the output memory B with an accuracy which can be estimated by calculating the capacities of the map  $D$ . The calculation of the capacities of  $D$  is presented in Sec. IIIA.

## 2. Encoding one logical qubit with two-spins up vectors

Consider the case where in Eq. (4) the vector  $|j^1\rangle$  is replaced by a normalized superposition  $|j^2\rangle$  of states  $|j^0\rangle, |j^1\rangle$  where the  $j$ -th and  $j+1$ -th spins of the chain are in  $|0\rangle, |1\rangle$  while the remaining are in  $|0\rangle$ , i.e.

$$|j^2\rangle = \frac{1}{\sqrt{2}} (|j^0\rangle + |j^1\rangle) \quad (13)$$

In other words, the sender still uses the state with no spin up to "transfer", but now a selected superposition of two-spin up states is employed to "transfer". In this case one can show that the output state of the memory B is

$$\begin{aligned} \rho_B(t) &= \left( \frac{1}{2} |j^0\rangle\langle j^0| + \frac{1}{2} |j^1\rangle\langle j^1| \right) \otimes \rho_{j+1} + \frac{1}{2} |j^0\rangle\langle j^1| \otimes \rho_{j+1} \\ &+ \frac{1}{2} |j^1\rangle\langle j^0| \otimes \rho_{j+1} + \frac{1}{2} |j^0\rangle\langle j^0| \otimes \rho_{j+1} \quad (14) \end{aligned}$$

where  $|j^2\rangle$  is a superposition of two-spins up state of B and  $\rho_B$  is a density matrix of one-spin up states of B whose eigenvectors are orthogonal with respect to  $|j^0\rangle$  and  $|j^1\rangle$  (see Appendix A for details). For  $\eta = 1$  the mapping (14) reduces to a qubit amplitude damping channel  $D$  with quantum efficiency  $\eta = 1$ . However, in the general case, Eq. (14) is slightly more complex. In fact for  $\eta < 1$  the component  $|j^2\rangle$  of the input state undergoes to three possible processes: with probability  $\eta$  it is rotated into the output state  $|j^2\rangle$ ; with probability  $1-\eta$  it is damped to  $|j^0\rangle$ ; and finally with probability  $1-\eta$  it is transformed in the density matrix  $\rho_B$ . In this respect, the map (14) is similar (but not equal) to a channel that, with probability  $\eta$ , decoheres the input and transforms  $|j^2\rangle$  into  $\rho_B$  while with probability  $1-\eta$  applies to it an amplitude damping channel transformation of quantum efficiency  $\eta = (1-\eta)$ .

A compact description of (14) is obtained by identifying  $|j^0\rangle, |j^1\rangle$  with the logical qubit state  $|0\rangle$  and  $|j^2\rangle, |j^0\rangle$  with  $|1\rangle$ . With this notation, the transformation (14) can be expressed as a two-parameter CPT map,

$$\rho_B(t) = T_{1,2}(\rho_0, \rho_1) \quad (15)$$

with Kraus operators given by

$$\begin{aligned} A_0 &= \sqrt{\eta} |0\rangle\langle 0| + \sqrt{1-\eta} |1\rangle\langle 0| \\ A_1 &= \sqrt{1-\eta} |0\rangle\langle 1| \\ A_{1+1} &= \sqrt{1-\eta} |1\rangle\langle 1| \end{aligned} \quad (16)$$

Here  $|j^i\rangle$  are the eigenvectors of  $\rho_B$  associated with the eigenvalues  $\lambda_i > 0$ : according to Eq. (A8) they are orthogonal with respect to  $|j^0\rangle$  and  $|j^1\rangle$  and there are at most  $k$  of them.

The capacity of the channel  $T_{1,2}$  is derived in Sec. IIIB.

## III. CHANNEL CAPACITIES

The quantities we are interested in this paper are the quantum capacity  $Q$ , the classical capacity  $C$  and the entanglement assisted capacities  $C_E$  and  $Q_E$ . The quantum capacity  $Q$  measures the maximum amount of quantum information that can be reliably transmitted through the map  $M$  per channel use [15]. Intuitively, this quantity is related with the dimension of the largest subspace of the multi-uses input Hilbert space which does not decohere during the communication process. The value of  $Q$  (in qubits per channel uses) can be computed as

$$Q = \sup_n Q_n \quad (17)$$

with

$$Q_n = \max_{\rho} \frac{1}{n} S(\rho^{\otimes n}) - S(\rho^{\otimes n} \otimes 1_{\text{anc}}) \quad (18)$$

On one hand, the sup in Eq. (17) is evaluated over  $n$  parallel channel uses [20], where the channel map is described by the super-operator which transforms the input states  $2^H$  into the output states  $M^n(\cdot)$ . On the other hand, for fixed value of  $n$ , the maximization in Eq. (18) is performed on all possible input density matrices  $2^H$ . The quantity in the bracket is the coherent information of the channel [15, 21],  $S(\cdot) = -\text{Tr}[\log \cdot]$  is the von Neumann entropy and  $\rho$  is a purification [2] of  $2^H$  defined in the extended space obtained by adding an ancillary space  $H_{anc}$  to  $H^n$ .

The classical capacity  $C$  gives the maximum amount of classical information that can be reliably transmitted through the channel per channel use: here, in the multi-uses scenario, the goal is to identify the largest set of orthogonal input messages which remain distinguishable (i.e. orthonormal) during the propagation. In this case, the system is not required to preserve the phases of superpositions of different messages:  $C$  characterizes thus the ability of the channel  $M$  in preserving occupation numbers but not its decoherence effects on the transmitted signals.

As in the case of Eq. (17), in calculating the classical capacity it is necessary to perform a maximization over repeated uses of the channel, i.e. [16]

$$C = \sup_n C_n \quad (19)$$

where  $C_n$  is the classical capacity of the channel which can be achieved if the sender is allowed to encode the information on codewords which are entangled only up to  $n$ -parallel channel uses. The value of  $C_n$  is obtained by maximizing the Holevo information [22] at the output of  $n$  parallel channel uses, over all possible ensembles  $f_k; g_k$ , i.e.

$$C_n = \max_{f_k; g_k} \left[ S(M^n(\rho)) - \sum_k f_k S(M^n(\rho_k)) \right] \quad (20)$$

with  $f_k g_k$  probabilities and  $\rho = \sum_k f_k \rho_k$  the average message transmitted. The optimization (19) could be avoided if the additivity conjecture of the Holevo information is true [14, 23]: in this case in fact the optimal ensembles  $f_k; g_k$  which achieve the maximum in Eq. (20) are separable with respect to the  $n$  parallel uses and  $C$  coincides with  $C_1$ .

The last capacities we consider are the entangled assisted classical capacity  $C_E$  and its quantum counterpart  $Q_E$  [17, 18]. These quantities give, respectively, the maximum amount of classical or quantum information that can be sent reliably through the channel per channel use, assuming that the sender and the receiver share in finite prior entanglement. To calculate  $C_E$  it is not requested to perform a regularization over parallel channel uses as in the case of Eqs. (17) and (19). Here instead one has to maximize the quantum mutual information for the single

channel use [17, 18, 24], i.e.

$$C_E = \max_{2^H} [S(\rho) + S(M(\rho)) - S(M(\rho_{anc}))] \quad (21)$$

where now  $\rho$  is a purification of the input message  $2^H$ . The entanglement assisted quantum capacity can then be obtained as  $Q_E = C_E/2$  by means of quantum teleportation [25] and superdense coding [26]. The relevance of  $C_E$  relies on the fact that this quantity gives a simple upper bound for the other capacities. Moreover it is conjectured to provide an equivalence class for quantum channels [18].

In the next sections we will focus on the capacities of the CPT maps associated with spin chain models introduced in the Secs. IIA 1 and IIA 2.

#### A. Capacities of the amplitude damping channel

In this section we analyze in details the qubit amplitude damping channel. In particular we calculate its capacity  $Q$  showing that in this case the maximization (18) over parallel uses is not necessary. Moreover, we derive the capacities  $C_E$  and  $C_1$  (classical capacity achieved with unentangled codewords) which were originally given in Ref. [18] without an explicit derivation.

The map  $D$  is completely characterized by the parameter  $\gamma$  and can be seen as an instance of the map  $E$  associated with the lossy Bosonic channel [27, 28, 29] (see App. B for details). In particular  $D$  has the useful property that by concatenating two amplitude damping channels with quantum efficiencies  $\gamma$  and  $\gamma'$ , one obtains a new amplitude damping channel with efficiency  $\gamma\gamma'$ , i.e.

$$D \circ D'(\rho) = D(\rho); \quad (22)$$

which applies for any input state  $\rho$ .

Quantum capacity: An important simplification in calculating the quantity (17) derives by introducing the following representation of the CPT map  $D$ ,

$$D(\rho) = \text{Tr}_C [V(\rho \otimes |0\rangle\langle 0|)V^\dagger] \quad (23)$$

obtained by adding to the Hilbert space  $H_A$  of the input logical qubit  $A$  an auxiliary Hilbert space  $H_C$ , and introducing the unitary operator  $V$  which in the computational basis  $f|0\rangle; |1\rangle; |0\rangle; |1\rangle$  of  $H_A \otimes H_C$  is given by the  $4 \times 4$  matrix,

$$V = \begin{pmatrix} 1 & 0 & 0 & 0 \\ 0 & \sqrt{\gamma} & \sqrt{1-\gamma} & 0 \\ 0 & \sqrt{1-\gamma} & \sqrt{\gamma} & 0 \\ 0 & 0 & 0 & 1 \end{pmatrix} \quad (24)$$

In Eq. (23),  $\text{Tr}_C [\cdot]$  is the partial trace over the elements of the auxiliary space  $H_C$ . The complementary channel  $D'$  of  $D$  is defined by replacing this operation with the partial trace over  $H_A$ , i.e. [30]

$$D'(\rho) = \text{Tr}_A [V(\rho \otimes |0\rangle\langle 0|)V^\dagger]; \quad (25)$$

Upon a swapping operation  $S$  which transform  $s_A$  into  $C$  and vice-versa, the transformation of Eq. (25) can be seen as a mapping from the Hilbert space  $H_A$  into itself. Moreover, by direct calculation one can verify that

$$D'(\rho) = S D_1(\rho) S : \quad (26)$$

Using the composition rule of Eq. (22) it is thus possible to show that, for  $\beta > 1/2$ , one has  $\beta[1]$

$$D'(\rho) = S D_{(1-\beta)}(\rho) S : \quad (27)$$

[The quantum capacity in the case  $\beta < 0.5$  is simple to compute and will be discussed at the end of this section]. This relation shows that for the channel  $D$  is degradable, i.e. there exists a CPT map defined by the super-operator  $S D_{(1-\beta)} = (\rho \rightarrow D(\rho)) S$  which connects the output state  $D(\rho)$  with the output state  $D'(\rho)$ . According to a theorem proved by Devetak and Shor [30], this condition guarantees that the sup in Eq. (17) is achieved for  $n = 1$  (single channel use): in other words, Eq. (27) guarantees the additivity of the coherent information for the channel  $D$ . For  $\beta > 0.5$  the quantum capacity of  $D$  derives thus by solving the maximization (18) for  $n = 1$ .

In the computational basis  $\{|j\rangle_i; |j\rangle_i\}$  of  $H_A$ , the most general input state of the map  $D$  can be parametrized as follows

$$\rho = \sum_{j,j'} p_{jj'} |j\rangle_i \langle j'|_i ; \quad (28)$$

where  $p \in [0;1]$  is the population associated with the state  $|j\rangle_i$  and  $j \neq j'$ .  $\sum_{j,j'} (1-p)p$  is a coherence term. A purification  $\rho_{j,i} \rho_{j',i}$  is then obtained by introducing an ancillary qubit system  $H_{anc}$  and considering the state

$$|j\rangle_i \otimes \sqrt{p} |0\rangle_{anc} + \sqrt{1-p} |j\rangle_i \otimes |1\rangle_{anc}; \quad (29)$$

with  $|0\rangle_{anc}, |1\rangle_{anc}$  unit vectors of  $H_{anc}$  such that

$$|0\rangle_{anc} \langle 1|_{anc} = \sum_{j,j'} \frac{p}{(1-p)p} |j\rangle_i \langle j'|_i : \quad (30)$$

From the Kraus decomposition (12) one can verify that the map  $D$  transforms this state into the output

$$D(\rho) = \sum_{j,j'} \frac{p}{p} \frac{p}{p} |j\rangle_i \langle j'|_i : \quad (31)$$

The matrix (31) has eigenvalues

$$\lambda_{\pm} = 1 \pm \frac{p}{(1-2p)^2 + 4j^2} = 2; \quad (32)$$

which gives an output von Neumann entropy equal to

$$S(D(\rho)) = H_2\left(\frac{1+\lambda}{2}\right); \quad (33)$$

with  $H_2$  the binary entropy function defined in Eq. (C4). Analogously, by applying the map  $D_{(1-anc)}$  to  $\rho$  we get the state described by the  $4 \times 4$  complex matrix of Eq. (C1), which has entropy equal to

$$S(D_{(1-anc)}(\rho)) = H_2\left(\frac{1+\lambda}{2}\right); \quad (34)$$

The quantity we need to maximize to obtain  $Q$  is hence given by

$$J(p; j^2) = H_2\left(\frac{1+\lambda}{2}\right) - H_2\left(\frac{1+\lambda}{2}\right) \quad (35)$$

which depends from  $\rho$  only through the parameters  $p \in [0;1]$  and  $j^2 \in [0; (1-p)p]$ . As discussed in App. C the maximization (17) is achieved by choosing  $\beta = 0$ , which gives a quantum capacity equal to

$$Q = \max_{p \in [0;1]} \sum_{j^2} H_2(p) - H_2((1-p)p) : \quad (36)$$

For any given  $\beta > 0.5$  this expression has been solved numerically and the results are plotted in Fig. 1. In Fig. 2 instead, we have reported, as function of the parameter  $\beta$ , the optimal value of the population  $p$  which provides the maximum of the right-hand-side term of Eq. (36).

Let us now consider the low transmissivity regime  $\beta < 0.5$ . In this case, the same non-cloning argument given in Ref. [32] for the erasure channel and in Ref. [27] for the lossy Bosonic channel, can be used to prove that the quantum capacity  $Q$  of  $D$  nullifies. An alternative proof of this fact, can be obtained by noticing that the composition rule (22) implies that the quantum capacity of the channel  $D$  is an increasing function of the transmissivity  $\beta$ . The thesis then follows by the fact that for  $\beta = 0.5$  the right-hand-side term of Eq. (36) nullifies.

Entanglement assisted capacity: To calculate this capacity we need to perform the maximization of Eq. (21) for all possible input states  $\rho$ . The quantum mutual information of the channel can be obtained by summing the coherent information  $J(p; j^2)$  of Eq. (35) to the input entropy of the message, i.e. using the parametrization introduced in the previous section,

$$I(p; j^2) = J(p; j^2) + H_2\left(\frac{1 + \frac{p}{(1-2p)^2 + 4j^2}}{2}\right) : \quad (37)$$

According to the property 1) of App. C 1 the last term in the right-hand-side of this expression is a decreasing function of  $j^2$ , i.e. it is maximum for  $\beta = 0$ . From the previous section, we know that the same property applies also to  $J(p; j^2)$ : we can thus conclude that, for any  $p \in [0;1]$ , the function  $I(p; j^2)$  achieves its maximum value for  $\beta = 0$ . In other words, we can compute the entanglement assisted capacity  $C_E$  as

$$C_E = \max_{p \in [0;1]} \sum_{j^2} H_2(p) + H_2\left(\frac{p}{(1-2p)^2 + 4j^2}\right) - H_2((1-p)p) : \quad (38)$$

This maximization can now be solved numerically: the resulting plot is given in Fig. 1. The optimal  $p$ 's that saturate the maximization of Eq. (38) are reported in Fig. 2.

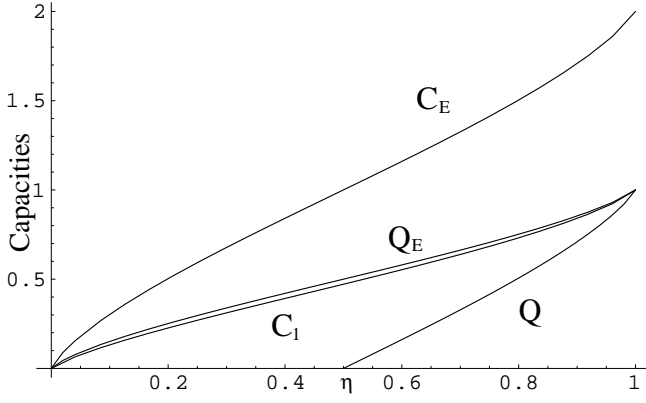


FIG. 1: Plot of the capacities (in bits per channel uses) of the qubit amplitude damping channel  $D$  as a function of the noise parameter  $\eta$ . The curves  $Q$ ,  $C_E$  and  $C_1$  represent respectively, the quantum capacity, entanglement assisted classical capacity, and the classical capacity achievable with unentangled encodings: they have been obtained by solving numerically the maximizations of Eqs. (36), (38) and (42). For  $\eta = 1$  (no noise limit) both  $Q$  and  $C_1$  gives one qubit/bit for channel use, while as a consequence of the superdense coding effect [26]  $C_E$  gives two bits per channel uses. For  $\eta = 0.5$  we have respectively,  $Q = 0$ ,  $C_E = 1$  and  $C_1 = 0.4717$  (this result is in agreement with what found in Ref. [33]). As a consequence of the non cloning theorem [27, 32] for  $\eta < 0.5$  the quantum capacity  $Q$  nullifies. The curve  $Q_E$  represents the entanglement assisted quantum capacity and is obtained by simply dividing by two the values of  $C_E$ . The classical capacity  $C$  of the channel is lower bounded by  $C_1$  and upper bounded by  $1$  (maximum entropy of a bit) and by  $C_E$ . If the additivity conjecture [23] applies to this channel then  $C = C_1$ . Notice that here  $Q_E = C_E = 2$  is always greater or equal to  $C_1$  (see also [18]): this is quite a remarkable property as for many of the channels [28, 32] that have been studied up to now the inverse relation applies.

Classical capacity with unentangled encodings: In the case of the lossy Bosonic channel  $E$  with constrained input average photon number the additivity property of the Holevo information has been proved [28]. Unfortunately, this derivation relies on some specific properties of coherent input state of the Bosonic channel: even though  $E$  and  $D$  are strongly related it is hence difficult to use the result of [28] to establish the additivity conjecture for the qubit amplitude damping channel (see also App. B). Here we will not discuss further on this problem and simply we will focus on the capacity  $C_1$ , which measures the maximum amount of classical information that can be reliably transmitted using only encodings that are not entangled over parallel channel uses [14, 16, 23]. The quantity  $C_1$  is a lower bound for  $C$  and coincides with it provided the additivity conjecture holds. The classical capacity  $C_1$  can be calculated by solving the maximization of Eq. (20) in the case of  $n = 1$ . Consider the ensemble of  $m$  messages where with

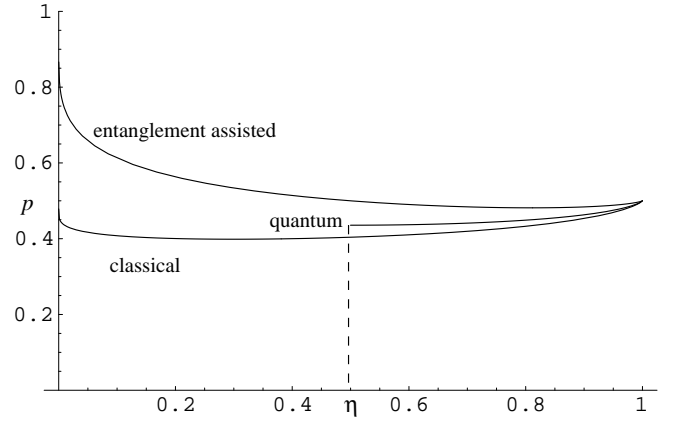


FIG. 2: Plot of the optimal populations  $p$  associated with the state  $|j\rangle$  which provide the capacities of the amplitude damping channel  $D$ , as a function of the transmissivity  $\eta$ . The upper curve refers to the entanglement assisted capacities  $C_E$  and  $Q_E$ : for given  $\eta$  it has been obtained by finding that value of  $p$  which maximizes the function at the right-hand-side of Eq. (38). The lower curve refers to the classical capacity  $C_1$  through Eq. (42). Finally the intermediate curve refers to the quantum capacity  $Q$  through Eq. (36): this function is not defined for  $\eta < 0.5$  because for this value the  $Q$  is null (see Fig. 1). For  $\eta > 0.5$  the optimal population  $p$  of the quantum capacity is bigger than the corresponding population of  $C_1$  and lower than that of  $C_E$ .

probability  $p_k$  the channel is prepared in the input state

$$\rho_k = \sum_j p_{jk} |j\rangle\langle j|; \quad (39)$$

with  $p_k$  and  $p_{jk}$  defined as in Eq. (28). Using the result of the previous section we can express the associated Holevo information as

$$H_2 \left( \frac{1 + \sum_k p_k \frac{(1 - 2p_k)^2 + 4j_k^2}{2}}{2} \right) - \sum_k p_k H_2 \left( \frac{1 + \sum_j p_{jk} \frac{(1 - 2p_{jk})^2 + 4j_k^2}{2}}{2} \right); \quad (40)$$

where now  $p = \sum_k p_k$  and  $p_k = \sum_j p_{jk}$  are the parameters (28) associated with the average input message  $\rho_k$ . According to Eq. (20) the capacity  $C_1$  is obtained by maximizing over all possible choices of  $p_k$ ,  $p_{jk}$  and  $j_k$ . To solve this problem we first derive an upper bound for  $C_1$  and then we show that there exist an encoding  $p_k$ ,  $p_{jk}$  and  $j_k$  which achieves such an upper bound.

From the property 1) of the binary entropy (C4) given in App. C1, we can maximize the first term in the right-hand-side of Eq. (40) by choosing  $j_k = 0$ . Moreover, one

has

$$\begin{aligned} X_{kH_2} &= \frac{1 + \frac{p}{(1 - 2p_k)^2 + 4j_k^2}}{2} \quad (41) \\ &> \frac{1 + \frac{p}{1 - 4(1 - p_k)^2}}{2} \\ &> \frac{1 + \frac{p}{1 - 4(1 - p_k)^2}}{2} : \end{aligned}$$

where the first inequality derives from the property 1) of  $H_2(z)$  and from the fact that  $j_k^2 \leq 6(1 - p_k)p_k$ , while the second inequality is consequence of the property 2). Replacing the above relation in Eq. (40) we obtain an upper bound for  $C_1$  which does not depend on  $p_k$  and which depends on  $p_k$  and  $p_k$  only through  $p = \sum_k p_k$ . By maximizing this expression over all possible choice of the variable  $p$  we get the following upper bound of  $C_1$ ,

$$\begin{aligned} C_1 &\leq \max_{p \in [0;1]} H_2(p) \quad (42) \\ &= \frac{1 + \frac{p}{1 - 4(1 - p)^2}}{2} : \end{aligned}$$

The right-hand-side term of this inequality is indeed the value of  $C_1$ . This can be show by noticing that for any  $p \in [0;1]$  and  $d > 1$ , the parameters

$$\begin{aligned} p_k &= 1-d \\ p_{k'} &= p \\ p_{k''} &= e^{2ik=d} \end{aligned} \quad (43)$$

with  $k = 1; \dots; d$ , produce a Holevo information Eq. (40) which is coincident with the quantity in the brackets at the right-hand-side of Eq. (42). The quantities (43) provide hence optimal encoding strategies for  $C_1$ . On one hand, any ensemble element  $k$  of this encoding has maximum absolute value of the coherence term  $\gamma_k$ : this minimizes the negative term of the Holevo information. On the other hand, the average message  $\bar{m} = \sum_k p_k m_k$  has minimum value  $j$ , i.e.

$$\begin{aligned} \bar{m} &= \sum_{k=1}^d p_k m_k = \frac{p}{(1-p)p} \sum_{k=1}^d X^d e^{2ik=d} = 0; \quad (44) \end{aligned}$$

which maximizes the positive contribution to the Holevo information. This property of the channel  $D$  is a common feature of many other channels whose classical capacity  $C$  has been solved [28, 34]. The value of  $C_1$  obtained by maximizing the right-hand-side term of Eq. (42) has been plotted in Fig. 1, while the optimal  $p$ 's are plotted in Fig. 2.

## B. Capacities of the channel $T_{1;2}$

In this section we analyze in details the CPT map  $T_{1;2}$  of Eq. (15) associated with the spin chain communication line of Sec. II A 2. In this case we calculate

the capacities  $Q$ ,  $C_E$  and we provide a lower bound for  $C$ .

The map  $T_{1;2}$  is described by the positive parameters  $\alpha_1$  and  $\alpha_2$  of Eqs. (A4) and (A5) that satisfy the relation  $\alpha_1 + \alpha_2 \leq 1$ . In particular, for  $\alpha_2 = 1 - \alpha_1$ ,  $T_{1;2}$  reduces to an amplitude damping map of transmissivity  $\alpha_1$ , i.e.

$$T_{1;1-\alpha_1}(\rho) = D_{\alpha_1}(\rho); \quad (45)$$

for any input state  $\rho$ . Moreover the following composition rule applies,

$$T_{1;0} \circ T_{1;2}(\rho) = T_{1;2}(\rho); \quad (46)$$

with  $\alpha_1 = 0$  and  $\alpha_2 = 1$ . An interesting way to express  $T_{1;2}$  is finally provided by concatenating two amplitude damping channels with a CPT map  $P$  that transforms one of the eigenvectors of the matrix  $B$  (say  $j_{1i}$ ) into  $B$  itself, i.e.

$$T_{1;2}(\rho) = P(D_{\alpha_1=1-\alpha_2}^{(1)}(\rho)); \quad (47)$$

where the first amplitude damping channel  $D_{1-\alpha_2}$  acts as usual on  $j_{1i}$  and  $j_{1i}$ , while second one  $D_{\alpha_1=1-\alpha_2}^{(1)}$  is instead defined on the subspace generated by  $j_{1i}$  and  $j_{1i}$ . The main consequence of Eq. (47) is that any capacity of  $T_{1;2}$  cannot be greater than the corresponding capacity of  $D_{1-\alpha_2}$ . In fact, by applying the CPT transformations  $P$  and  $D_{\alpha_1=1-\alpha_2}^{(1)}$  to the output of an amplitude damping channel of transmissivity  $\alpha_1$  one can simulate the corresponding output of  $T_{1;2}$ .

Quantum Capacity: As in the case of  $D$  we can prove that  $T_{1;2}$  is degradable when its quantum capacity is not null. In fact, as in Eq. (23) define the unitary operator  $V$  of the extended Hilbert space  $H_A \otimes H_C$  such that for any  $\rho$  of  $H_A$

$$T_{1;2}(\rho) = \text{Tr}_C[V(\rho \otimes |0\rangle\langle 0|)V^\dagger]; \quad (48)$$

An example of  $V$  can be obtained by introducing the following vector of  $H_A \otimes H_C$

$$|j_{1i}\rangle = \frac{1}{\sqrt{2}}(|j_{1iA}\rangle + |j_{1iC}\rangle); \quad (49)$$

where  $|j_{1iA}\rangle \in H_A$  are the eigenvectors of  $B$  introduced in Eq. (16) while  $|j_{1iC}\rangle$  is an orthonormal set of states of  $H_C$  that are orthogonal to  $|j_{1iC}\rangle$  and  $|j_{1iC}\rangle$ . The state  $|j_{1i}\rangle$  is a purification of  $B$  on  $H_A \otimes H_C$ . The unitary operator  $V$  can now be chosen to be the identity everywhere but on the subspace of  $H_A \otimes H_C$  generated by the orthonormal vectors  $\{|j_{10i}\rangle, |j_{11i}\rangle, |j_{10i}\rangle, |j_{11i}\rangle\}$ . On this subset we define  $V$  to have the following matrix representation,

$$V = \begin{pmatrix} \frac{1}{\sqrt{2}} \frac{1 + \frac{p}{1-p}}{1 + \frac{p}{1-p}} & \frac{p}{\sqrt{2}} \frac{1}{1 + \frac{p}{1-p}} \\ \frac{p}{\sqrt{2}} \frac{1}{1 + \frac{p}{1-p}} & \frac{1}{\sqrt{2}} \frac{1 + \frac{p}{1-p}}{1 + \frac{p}{1-p}} \end{pmatrix}; \quad (50)$$

with  $\alpha_1 = 1 - \alpha_2$ . The complementary map  $T_{1;2}^c$  is finally obtained by substituting in (48) the trace over

C with the trace on A [30]. From Eqs. (45) and (46) one can easily verify that for  $\eta_1 > \eta_2$  the following relation applies for any input  $\rho$ ,

$$\mathcal{T}_{1;2}(\rho) = S D_{2=1}(\mathcal{T}_{1;2}(\rho)) S \quad (51)$$

with  $S$  the swapping operation which transforms  $s$  A in C. Since  $D_{2=1}$  is CPT the above equation shows that for  $\eta_1 > \eta_2$  the map  $\mathcal{T}_{1;2}$  is degradable: the quantum capacity of this channel can be hence computed from Eq. (18) for  $n = 1$ . A straightforward generalization of the qubit amplitude damping channel analysis shows that Eq. (35) still applies by replacing  $\rho$  of Eq. (32) with

$$\rho_{1;2} = \frac{1}{2} \left( \frac{1}{2} \rho + \frac{1}{2} \sigma_z \rho \sigma_z \right) \quad (52)$$

The quantum capacity of  $\mathcal{T}_{1;2}$  becomes hence

$$Q = \max_{\rho \in \mathcal{D}(\mathcal{H})} \left( H_2 \left( \frac{1}{2} \left( \frac{1}{2} \rho + \frac{1}{2} \sigma_z \rho \sigma_z \right) \right) - H_2 \left( \frac{1}{2} \left( \frac{1}{2} \rho + \frac{1}{2} \sigma_z \rho \sigma_z \right) \right) \right) \quad (53)$$

Notice that as in the case of Eq. (36) the maximization over the input parameter  $\rho$  of Eq. (28) has been saturated by setting  $\rho = 0$  (the proof goes as in Eq. (36)). A plot of  $Q$  as a function of  $\eta_1$  and  $\eta_2$  is reported in Fig. 3 by solving numerically the maximization on  $\rho$ . The above results do not apply for  $\eta_1 \leq \eta_2$ : in this case in fact  $D_{2=1}$  is not CPT. However, a non-cloning argument can be used to prove that in this parameters region, the quantum capacity of  $\mathcal{T}_{1;2}$  nullifies [35].

Entanglement assisted capacity: The analysis of  $C_E$  proceeds as in the case of the amplitude damping channel. Here Eq. (38) is replaced by

$$C_E = \max_{\rho \in \mathcal{D}(\mathcal{H})} \left( H_2(\rho) + \left( \frac{1}{2} \left( \frac{1}{2} \rho + \frac{1}{2} \sigma_z \rho \sigma_z \right) \right) \right) \quad (54)$$

A numerical plot of this expression is given in Fig. 3.

Lower bound for  $C_1$ : The analysis of  $C_1$  for the channel  $\mathcal{T}_{1;2}$  is slightly more difficult than that for  $D$  as the convexity properties used in Eq. (41) does not hold in this case. Here thus we give a lower bound for  $C_1$  obtained by assuming the encoding Eq. (43),

$$C_1 > \max_{\rho \in \mathcal{D}(\mathcal{H})} \left( H_2 \left( \frac{1}{2} \left( \frac{1}{2} \rho + \frac{1}{2} \sigma_z \rho \sigma_z \right) \right) + H_2 \left( \frac{1}{2} \left( \frac{1}{2} \rho + \frac{1}{2} \sigma_z \rho \sigma_z \right) \right) \right) \quad (55)$$

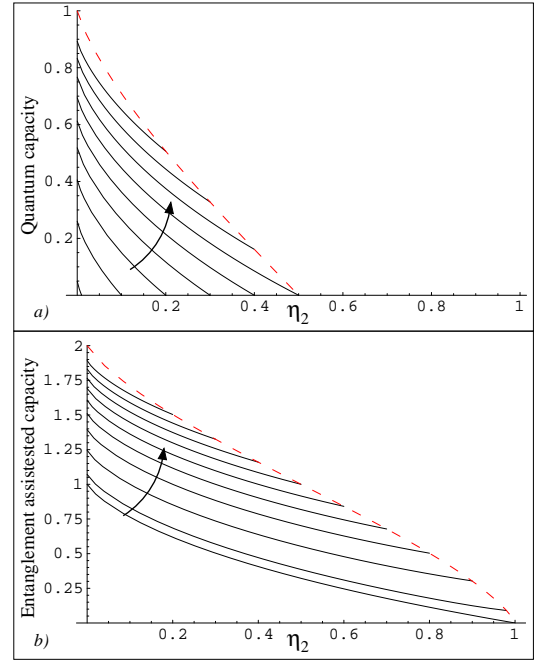


FIG. 3: Plots of the capacities (in bits per channel uses) of the channel  $\mathcal{T}_{1;2}$  of Eq. (15) as a function of  $\eta_2 \in [0;1]$  obtained for different  $\eta_1$  (this parameter increases from 0 to 1 moving along the arrows). In both graphics the dashed curve is the capacity of an amplitude damping channel with efficiency  $1 - \eta_2$  which according to Eq. (47) provides an upper bound for the corresponding capacity of  $\mathcal{T}_{1;2}$ . Part a): quantum capacity  $Q$  obtained by solving numerically the maximization over  $\rho$  of Eq. (53). Notice that for  $\eta_2 > \eta_1$   $Q$  nullifies [35]. Part b), entanglement assisted classical capacity  $C_E$  of Eq. (54).

#### IV. CONCLUSIONS

In the previous section we calculated the capacities  $Q$ ,  $C_E$  and  $C_1$  for the qubit amplitude damping channel  $D$  and for the channel  $\mathcal{T}_{1;2}$ . As discussed in Sec. IIA, by identifying the parameters  $\eta_1$  and  $\eta_2$  with the quantity of Eqs. (9), (A 4) and (A 5) we can use these results to analyze the correlations between distant points of the chain. A detailed analysis of the fidelity for state transfer (9) in the case of  $k = 1$  and uniform coupling  $J_{i,j}$  is given in Ref. [1] where it has been shown that its maximum value drops with the distance between the encoding spin A (at the site  $r$ ) and the decoding spin B (at site  $s$ ) increases as  $|r - s|^{-2/3}$ . Since according to Sec. IIIA the quantum capacity  $Q$  vanishes when the transmissivity is  $6/0.5$ , this implies that long chains are not suitable to directly transmit quantum information using the scheme of Sec. IIA 1 with  $k = 1$ . Even though the communication scenarios described by means of Eq. (1) are incomplete (see the discussion of Sec. II) it is interesting to see in which way the above difficulties can be overcome. One possibility is to optimize the values of  $\eta_1$  by tailoring the



interaction  $J_{ij}$  between the spins as proposed in Ref. [3]. Alternatively one can use registers with  $k > 1$  and then optimizing the value of  $\theta$  of Eq. (9) by means an appropriate choice [2] of the coefficients  $c_j$  of Eq. (5).

Yet a different approach would require the partition of the chain in smaller segments so to transfer information faithfully along the chain through swaps between neighboring segments analogously to ideas of quantum repeaters introduced in [36]. Breaking the chain can be achieved by applying locally external magnetic fields. A combination of a time dependent control of part of the chain together with perfect transmission of small segments may lead to an improvement of the performances of spin chains to transport quantum information. On the other hand, the quantum capacity of the chain can be boosted by giving access the sender and the receiver to a free two-ways classical communication line [18, 37]. In this case, the ability of the channel in transmitting quantum signal can be increased by means of entanglement distillation protocols and teleportation. For instance (as noticed also in [1]) since any two qubits entanglement state is distillable [38] the two-ways quantum capacity  $Q_{2\text{-ways}}$  of the chain is strictly greater than zero also when  $Q$  is null. To compute the exact value of  $Q_{2\text{-ways}}$  one need to find the optimal distillation protocol for  $M$ : unfortunately this is quite a challenging task.

#### Acknowledgments

This work was supported by the European Community under contracts IST-SQUBIT, IST-SQUBIT2, and RTN-Nanoscale Dynamics.

#### APPENDIX A: DERIVATION OF EQ. (14)

The Hamiltonian (2) preserves the total spin component along the  $z$  axis. The set of two-spins up states  $|jj; \uparrow\rangle$  is hence transformed into itself with unitary matrix elements

$$f_{j,j^0\uparrow}(t) = \langle j; \uparrow | e^{iHt} | jj; \uparrow^0 \rangle : \quad (\text{A } 1)$$

Using this transformation it is possible to show that at time  $t$  the spin chain states becomes

$$|j(t)\rangle = \sum_{j^0=\uparrow}^{j^0=N-k+1} |j+\uparrow\rangle \sum_{j^0=\uparrow}^{j^0=N-k+1} d_{j,j^0}(t) |jj; \uparrow^0\rangle ; \quad (\text{A } 2)$$

where, for  $j^0 = \uparrow$ ;  $j^0 = N-k+1$ ,

$$d_{j,j^0}(t) = \sum_{j^0=\uparrow}^{j^0=N-k+1} d_{j^0\uparrow} f_{j,j^0\uparrow}(t) \quad (\text{A } 3)$$

are the time evolved of the coefficient  $d_{j,j^0}$  of Eq. (13). Equation (A2) shows that only the fraction

$$\sum_{j^0=\uparrow}^{j^0=N-k+1} |d_{j,j^0}(t)|^2 \quad (\text{A } 4)$$

of  $|j(t)\rangle$  has two spins up in  $B$ . Analogously

$$\sum_{j^0=\uparrow}^{j^0=N-k} |d_{j,j^0}(t)|^2 ; \quad (\text{A } 5)$$

is the probability of  $|j(t)\rangle$  of having both the two spins-up outside of  $B$ , while

$$\sum_{j^0=\uparrow}^{j^0=N-k} \sum_{j^0=N-k+1}^{j^0=N} |d_{j,j^0}(t)|^2 ; \quad (\text{A } 6)$$

is the probability of having one spin up in  $B$  and the other outside of  $B$ . By taking the partial trace of (A2) over the first  $N-k$  spins of the chain we obtain the state of the quantum memory  $B$  of Eq. (14). In such expression,

$$|j_2^0\rangle_{i_B} = \sum_{j^0=\uparrow}^{j^0=N-k+1} d_{j,j^0}(t) |jj; \uparrow^0\rangle_{i=1}^P ; \quad (\text{A } 7)$$

is a rotation of  $|j_2^0\rangle_{i_A}$  that can be compensated at the decoding stage. On the other hand,  $|B\rangle$  of Eq. (14) is a density matrix of  $B$  formed by states with one-spin up vectors, i.e.

$$|B\rangle = \sum_{j^0=\uparrow}^{j^0=N-k+1} |d_{j,j^0}(t)|^2 |j_1^0\rangle_{i=1}^P \langle j_1^0|_{i=3}^P ; \quad (\text{A } 8)$$

with

$$|j_1^0\rangle_{i_B} = \sum_{j^0=N-k+1}^{j^0=N} d_{j,j^0}(t) |jj; \uparrow^0\rangle_{i=3}^P \quad (\text{A } 9)$$

Notice that the rank of  $|B\rangle$  is at most equal to the maximum number of orthogonal one-spin up states of  $B$ , that is  $k$ . Moreover the support of  $|B\rangle$  is clearly orthogonal to  $|j+\uparrow\rangle_{i_B}$  and  $|j_2^0\rangle_{i_B}$ .

#### APPENDIX B: RELATION WITH THE BOSONIC LOSSY CHANNEL

In the lossy Bosonic channel [27, 28, 29] an input Bosonic mode described by the annihilation operator  $a$  interacts, through a beam splitter of transmissivity  $\eta$ , with the vacuum state  $|j\rangle_{i_b}$  of an external Bosonic mode described by the annihilation operator  $b$ . Any input state

of the mode  $a$  is hence transformed by this map according to the equation

$$E(\rho) = \text{Tr}_b[U(\rho \otimes |0\rangle\langle 0|)U^\dagger] \quad (\text{B1})$$

where the trace is performed over the external mode  $b$  and where  $U$  is the beam splitter unitary operator defined by

$$U^\dagger a U = \sqrt{p} a + \sqrt{1-p} b \quad (\text{B2})$$

$$U^\dagger b U = \sqrt{p} b - \sqrt{1-p} a \quad (\text{B3})$$

By restricting the inputs to the Hilbert space spanned by the vacuum state and the one photon Fock state the map (23) has the same Kraus decomposition (12) of the qubit map  $D$ . Some capacities of the channel  $E$  have been solved under constrained average input photon number: the classical capacity  $C$  is given in Ref. [28] while the entanglement assisted capacity  $C_E$  and a lower bound for  $Q$  which is supposed to be tight are given in Ref. [39]. Unfortunately, since an average input photon number constraint can not prevent the average message of  $E$  from being supported on Fock states with more than one photon (apart from the trivial case of zero average photon number), the results obtained in [28, 39] provide only trivial upper bounds for the corresponding capacities of  $D$ . For instance consider the entanglement assisted case where the capacities of both the channels can be computed. In the input Hilbert space we are considering here, the average photon number of the transmitted message is provided by the average population associated with the one photon Fock state. A fair comparison between the capacities of  $D$  and  $E$  can be hence obtained by taking the value of  $C_E$  associated with a lossy Bosonic  $E$  channel where the average input photon number is given by the population  $p$  of Eq. (38) which maximizes the entangled assisted capacity of  $D$ . According to [39] the capacity of  $E$  is then given by  $C_E = g(p) + g(p) - g((1-p))$ , where  $g(x) = (x+1)\log(x+1) - x\log x$ . A simple numerical analysis can be used to verify that this quantity is always bigger than the corresponding value (38) of  $D$ .

The channels  $D$  and  $E$  share many common features. In particular  $E$  obeys to the same composition rule of  $D$  given in Eq. (22) and it is degradable, since for any input one has

$$E(\rho) = P S E_1(\rho) S P; \quad (\text{B4})$$

where now  $P = e^{i b^\dagger b}$  and  $S$  is the swap operator which transforms  $a$  in  $b$  and vice versa. This relation was used in [29] without explicitly proving it, and applies to all Gaussian channel of the form (23) where the external Bosonic mode  $b$  is prepared in a circularly symmetric input. For the sake of completeness, here we give an explicit derivation of Eq. (B4) in the case of the purely lossy Bosonic channel.

Consider a generic input state of the Bosonic channel, with characteristic function  $\chi(\alpha) = \text{Tr}_a[D_a(\alpha)]$ , i.e.

$$\chi(\alpha) = \int \frac{d^2\alpha}{\pi} \chi(\alpha) D_a(\alpha); \quad (\text{B5})$$

where  $D_a(\alpha) = \exp[\alpha^\dagger a - \alpha a^\dagger]$  is the displacement operator of the input mode  $a$ , [40]. As shown in [29], the channel  $E$  transforms into

$$E(\rho) = \int \frac{d^2\alpha}{\pi} \chi(\alpha) D_a(\alpha); \quad (\text{B6})$$

with

$$\chi(\alpha) = \left(\frac{p}{1-p}\right) e^{-(1-p)|\alpha|^2}; \quad (\text{B7})$$

Analogously it is possible to verify that the complementary map  $E^\dagger$  (defined as in Eq. 25) by replacing the partial trace over  $b$  with the partial trace over  $a$  in the Eq. (B1)) produces the following transformation,

$$E^\dagger(\rho) = \int \frac{d^2\alpha}{\pi} \tilde{\chi}(\alpha) D_b(\alpha); \quad (\text{B8})$$

where  $D_b(\alpha)$  is the displacement operator of the mode  $b$  and where

$$\tilde{\chi}(\alpha) = \left(\frac{p}{1-p}\right) e^{-p|\alpha|^2}; \quad (\text{B9})$$

Suppose now  $p > 0.5$  and apply the lossy map  $E_1$  to the state of Eq. (B6): according to the composition rule (22) this will transform its symmetric characteristic function to

$$\omega(\alpha) = \left(\frac{p}{1-p}\right) e^{-p|\alpha|^2} = \tilde{\chi}(\alpha); \quad (\text{B10})$$

producing the state

$$E_1(E(\rho)) = \int \frac{d^2\alpha}{\pi} \tilde{\chi}(\alpha) D_a(\alpha); \quad (\text{B11})$$

This proves the identity (B4) since under the unitary transformation  $P S$  the annihilation operator  $a$  is transformed into  $b$  and the state (B11) becomes equal to the output (B8) of the composite map.

## APPENDIX C: SOME USEFUL RELATIONS

In this appendix we provide some relations used in Sec. III to derive the capacities of the qubit amplitude damping channel.

### 1. Entropy of exchange

The output state  $(D(\alpha) \mathbb{1}_{\text{anc}})(\rho)$  associated with the purification  $j$  of Eq. 29 can be expressed in the computational basis  $|j0\rangle, |j1\rangle, |j0\rangle, |j1\rangle$  of  $H_A \otimes H_{\text{anc}}$ . This gives the following 4  $\times$  4 matrix

$$\begin{pmatrix}
0 & 1-p+(1-p)\frac{j}{1-p} & (1-p)\frac{p}{1-p} \\
(1-p)\frac{p}{1-p} & (1-p)\frac{j}{1-p} & 0 \\
p-p\frac{p}{(1-p)p-j} & 0 & 0
\end{pmatrix}
=
\begin{pmatrix}
p-p\frac{p}{(1-p)p-j} & 0 & 0 \\
0 & 0 & p\frac{p}{(1-p)p-j} \\
\frac{j}{1-p} & \frac{p}{(1-p)p-j} & (p\frac{j}{1-p})
\end{pmatrix}
: \quad (C1)$$

The matrix (C1) has eigenvalues 0 (two times degenerate) and

$$\frac{1}{(1-p)} \frac{p}{(1-2(1-p)p^2+4(1-p)j)} = 2 \quad (C2)$$

with the eigenvalues of  $D$  ( ) given in Eq. (32). The exchange entropy associated with is hence given by

$$S(D - I_{anc}(\ )) = -\ln + \ln \quad (C3)$$

where, for  $x \in [0,1]$ ,

$$H_2(x) = -x \log_2 x - (1-x) \log_2 (1-x) \quad (C4)$$

is the binary entropy [41]. Some useful relations of  $H_2(z)$  are the following:

- 1) The function  $H_2(z)$  is decreasing with respect to the variable  $j=2+z$ . This property is a consequence of the fact that the entropy associated with a binary stochastic variable is maximum when the probabilities associated with different outcomes are equal.
- 2) The function  $H_2(1 + \frac{p}{1-z^2})=2$  is convex with respect to  $z$ . This property can be easily verified

and is related with the convexity of the entanglement of formation with respect of concurrence in qubits system [42].

## 2. Dependence on of the coherent information

As discussed in the text, the quantum capacity  $Q$  of  $D$  is obtained by maximizing the function  $J(p; j)$  of Eq. (35) over all values of  $p \in [0,1]$  and  $j \in [0, (1-p)p]$ . For  $p > 1/2$ , this expression is decreasing in  $j$ , i.e. for any  $j \in [0,1]$  it achieves the maximum value for  $j = 0$ . The proof of this result is quite tedious, but can be obtained analytically by studying the partial derivative of (35) with respect to the parameter  $j$ . We skip all the details of this analysis which is not of a fundamental interest, and simply observe that the problem can be reduced to studying the properties of the function

$$f_y(x) = \frac{1}{1 + \frac{p}{(1-2x)^2 + 4xy}} \quad \text{with } x = \frac{p}{(1-2x)^2 + 4xy} \quad (C5)$$

on the domain  $x \in [0, 1-y]$ , for any  $y \in [0,1]$ . One can then verify that  $f_y(x)$  is decreasing in  $x$ : this guarantees that  $J(p; j)$  is monotonically decreasing in  $j$ , yielding the thesis.

[1] S. Bose, Phys. Rev. Lett. 91, 207901 (2003).  
[2] T. J. Osborne and N. Linden, Phys. Rev. A 69, 052315 (2004).  
[3] M. Christandl, N. Datta, A. Ekert, and A. J. Landahl, Phys. Rev. Lett. 92, 187902 (2004).  
[4] S. Lloyd, Phys. Rev. Lett. 90, 167902 (2003).  
[5] D. Burgarth and S. Bose, eprint quant-ph/0401612.  
[6] F. Verstraete, M. A. Martin-Delgado, and J. I. Cirac, Phys. Rev. Lett. 92, 087201 (2004).  
[7] G. De Chiara, R. Fazio, C. Macchiavello, S. Montangero, and M. G. Palma, eprint quant-ph/0402071.  
[8] A. Romito, C. Bruder and R. Fazio, eprint quant-ph/0408057.  
[9] J. Preskill, J. Mod. Optics 47, 127-137 (2000).

[10] M. C. A. Mesen, S. Bose, and V. Vedral, Phys. Rev. Lett. 87, 017901 (2001); A. Osterloh, L. Amico, G. Falci, and R. Fazio, Nature 416, 608 (2002); J. L. Dodd and M. A. Nielsen, Phys. Rev. A 66, 044301 (2002); G. Vidal, J. I. Latorre, E. Rico, and A. Kitaev, Phys. Rev. Lett. 90, 227902 (2003); F. Verstraete, M. Popp, and J. I. Cirac, Phys. Rev. Lett. 92, 027901 (2004).  
[11] A. J. Daley, C. Kollath, U. Schollwöck, and G. Vidal, J. Stat. Mech.: Theor. Exp. P04005 (2004), and references therein.  
[12] M. A. Nielsen and I. L. Chuang, Quantum Computation and Quantum Information (Cambridge University Press, Cambridge 2000).  
[13] C. Macchiavello and M. G. Palma, Phys. Rev. A 65,

- 050301(R) (2002); C. M. Acchiavelli, G. M. Palma, and S. Vimalani, Phys. Rev. A 69, 010303(R) (2004); G. Bowen and S. Mancini, Phys. Rev. A 69, 012306 (2004).
- [14] C. H. Bennett and P. W. Shor, IEEE Trans. Inf. Theory 44, 2724 (1998).
- [15] S. Lloyd, Phys. Rev. A 55, 1613 (1997); H. Bamum, M. A. Nielsen, and B. Schumacher, Phys. Rev. A 57, 4153 (1998); I. Devetak, eprint quant-ph/0304127.
- [16] A. S. Holevo, IEEE Trans. Inf. Theory 44, 269 (1998); P. Hausladen, R. Jozsa, B. Schumacher, M. Westmoreland and W. K. Wootters, Phys. Rev. A 54, 1869 (1996); B. Schumacher and M. D. Westmoreland, Phys. Rev. A 56, 131 (1997).
- [17] C. H. Bennett, P. W. Shor, J. A. Smolin, and A. V. Thapliyal, Phys. Rev. Lett. 83, 3081 (1999).
- [18] C. H. Bennett, P. W. Shor, J. A. Smolin, and A. V. Thapliyal, IEEE Trans. Inf. Theory 48, 2637 (2002).
- [19] Any unitary transformation of the output signal can be in fact reversed by the receiver at the decoding stage. In the case of Eq. (8) this can be accomplished by applying to B a unitary operator which rotates  $j_{1B}^0$  of Eq. (10) into  $j_{1B}$   $\sum_{j=N}^N c_j |j\rangle$  while leaving  $j_{+B}$  unchanged.
- [20] In the context of memoryless channel the parameter  $n$  is often presented as the number of "successive" uses of the channel [12, 14]. However, in the spin chain model we are considering here this definition is misleading since repetitive uses of the same chain introduce memory effects that are not taken into account by Eq. (1) (see also Sec. III). For this reason we refer to  $n$  as the number of "parallel" uses of the channel to stress the fact that the sender is operating at the same time on  $n$  identical "copies" of the original spin chain.
- [21] B. Schumacher and M. A. Nielsen, Phys. Rev. A 54, 2629 (1996).
- [22] A. S. Holevo, Probl. Inf. Trans. 9, 177 (1973).
- [23] P. W. Shor, Commun. Math. Phys. 246, 453-472 (2004).
- [24] C. Adam and N. J. Cerf, Phys. Rev. A 56, 3470 (1997).
- [25] C. H. Bennett, G. Brassard, C. Crépeau, R. Jozsa, A. Peres, and W. K. Wootters, Phys. Rev. Lett. 70, 1895 (1993).
- [26] C. H. Bennett and S. J. Wiesner, Phys. Rev. Lett. 69, 2881 (1992).
- [27] V. Giovannetti, S. Lloyd, L. Maccone, P. W. Shor, Phys. Rev. Lett. 91, 047901 (2003); Phys. Rev. A 68, 062323 (2003).
- [28] V. Giovannetti, S. Guha, S. Lloyd, L. Maccone, J. H. Shapiro, and H. P. Yuen, Phys. Rev. Lett. 92, 027902 (2004).
- [29] V. Giovannetti, S. Guha, S. Lloyd, L. Maccone, and J. H. Shapiro, Phys. Rev. A 70, 032315 (2004).
- [30] I. Devetak and P. W. Shor, eprint quant-ph/0311131.
- [31] This property was first pointed out to V. G. by P. W. Shor in a private conversation.
- [32] C. H. Bennett, D. P. DiVincenzo, and J. A. Smolin, Phys. Rev. Lett. 78, 3217 (1997).
- [33] B. Schumacher and M. D. Westmoreland, Phys. Rev. A 63, 022308 (2001).
- [34] C. King, J. Math. Phys. 43, 4641 (2002); IEEE Trans. Inf. Theory 49, 221 (2003); A. S. Holevo, eprint quant-ph/0212025.
- [35] For  $n=6$  Eq. (51) can be reversed to show that by concatenating the map  $T_{1;2}$  with an amplitude damping channel of transmissivity  $\gamma=2$  one can simulate any output generated from  $T_{1;2}$ , i.e.  $T_{1;2}(\rho) = S D_{\gamma=2}(T_{1;2}(\rho)) S$ . This means that if by contradiction  $T_{1;2}$  would have a non null quantum capacity then the sender would be able to transmit two copies of the same quantum information at the output of the two channels  $T_{1;2}$  and  $T_{1;2}$ .
- [36] H.-J. Briegel, W. Dür, J. I. Cirac, and P. Zoller, Phys. Rev. Lett., 81, 5932 (1998).
- [37] C. H. Bennett, D. P. DiVincenzo, J. A. Smolin, and W. K. Wootters, Phys. Rev. A 54, 3824 (1996); V. Giovannetti, eprint quant-ph/0406111.
- [38] M. Horodecki, P. Horodecki, and R. Horodecki, Phys. Rev. Lett. 78, 574 (1997).
- [39] A. S. Holevo and R. F. Werner, Phys. Rev. A 63, 032312 (2001).
- [40] D. F. Walls and G. J. Milburn, Quantum optics (Springer Verlag, Berlin 1994).
- [41] T. M. Cover, and J. A. Thomas, Elements of Information Theory (Wiley, New York, 1991).
- [42] W. K. Wootters, Quant. Inf. & Comp. 1, 27 (2001).