

Local Versus Global Thermal States: Correlations and the Existence of Local Temperatures

Michael Hartmann,^{1,2} Gunter Mahler,² and Ortwin Hess³

¹Institute of Technical Physics, DLR Stuttgart

²Institute of Theoretical Physics I, University of Stuttgart

³Advanced Technology Institute, University of Surrey

(dated: May 23, 2019)

We consider a quantum system consisting of a regular chain of elementary subsystems with nearest neighbour interactions and assume that the total system is in a canonical state with temperature T . We analyse under what condition the state factors into a product of canonical density matrices with respect to groups of n subsystems each, and when these groups have the same temperature T . While in classical mechanics the validity of this procedure only depends on the size of the groups n , in quantum mechanics the minimum group size n_{\min} also depends on the temperature T ! As examples, we apply our analysis to a harmonic chain and different types of Ising spin chains. We discuss various features that show up due to the characteristics of the models considered. For the harmonic chain, which successfully describes thermal properties of insulating solids, our approach gives a first quantitative estimate of the minimal length scale on which temperature can exist: This length scale is found to be constant for temperatures above the Debye temperature and proportional to $1=T^{-3}$ below.

PACS numbers: 05.30.-d, 05.70.Ce, 65.80.+n, 65.40.-b

I. INTRODUCTION

Thermodynamics is among the most successfully and extensively applied theoretical concepts in physics. Notwithstanding, the various limits of its applicability are not fully understood [1, 2].

Of particular interest is its microscopic limit. Down to which length scales can its standard concepts meaningfully be defined and employed?

Besides its general importance, this question has become increasingly relevant recently since amazing progress in the synthesis and processing of materials with structures on nanometer length scales has created a demand for better understanding of thermal properties of nanoscale devices, individual nanostructures and nanostructured materials [3, 4, 5, 6]. Experimental techniques have improved to such an extent that the measurement of thermodynamic quantities like temperature with a spatial resolution on the nanometer scale seem within reach [7, 8, 9].

To provide a basis for the interpretation of present day and future experiments in nanoscale physics and technology and to obtain a better understanding of the limits of thermodynamics, it is thus indispensable to clarify the applicability of thermodynamic concepts on small length scales starting from the most fundamental theory at hand, i. e. quantum mechanics. In this context, one question appears to be particularly important and interesting: Can temperature be meaningfully defined on nanometer length scales?

The existence of thermodynamic quantities, i. e. the

existence of the thermodynamic limit strongly depends on the correlations between the considered parts of a system.

With increasing diameter, the volume of a region in space grows faster than its surface. Thus effective interactions between two regions, provided they are short ranged, become less relevant as the sizes of the regions increase. This scaling behavior is used to show that correlations between a region and its environment become negligible in the limit of infinite region size and that therefore the thermodynamic limit exists [10, 11, 12].

To explore the minimal region size needed for the application of thermodynamic concepts, situations far away from the thermodynamic limit should be analysed. On the other hand, effective correlations between the considered parts need to be small enough [13, 14].

The scaling of interactions between parts of a system compared to the energy contained in the parts themselves thus sets a minimal length scale on which correlations are still small enough to permit the definition of local temperatures. It is the aim of this paper to study this connection quantitatively.

Recently the impact of quantum correlations, i. e. entanglement on macroscopic properties of solids and phase transitions has drawn considerable attention [15, 16, 17]. Since our analysis of criteria for local temperatures is based on a study of correlations, our theoretical concept is a promising tool to provide a new approach to further understanding of the role of correlations in solid state physics.

We adopt here the convention, that a local temperature exists if the considered part of the system is in a canonical state, where the distribution is an exponentially decaying function of energy characterised by one single parameter. This implies that there is a one to one mapping between

Electronic address: michael.hartmann@dlr.de

temperature and the expectation values of observables, by which temperature is usually measured. Temperature measurements via different observables thus yield the same result, contrary to distributions with several parameters. In large systems with a modular structure, the density of states is a strongly growing function of energy [18]. If the distribution were not exponentially decaying, the product of the density of states times the distribution would not have a pronounced peak and thus physical quantities like energy would not have "sharp" values.

A typical setup where this minimal length scale becomes relevant could be the measurement of a temperature profile with very high resolution etc. One is thus interested in scenarios where the entire sample is expected to be in a stationary state. In most cases this state is close to a thermalequilibrium state [19].

Based on the above argument and noting that a quantum description becomes imperative at nanoscopic scales, the following approach appears to be reasonable: Consider a large quantum system, brought into a thermal state via interaction with its environment, divide this system into subgroups and analyse for what subgroup-size the concept of temperature is still applicable.

Harmonic lattice models are a standard tool for the description of thermal properties of solids. We therefore apply our theory to a harmonic chain model to get estimates that are expected to be relevant for real materials and might be tested by experiments.

Recently, spin chains have been subject of extensive studies in condensed matter physics and quantum information theory. Thus correlations and possible local temperatures in spin chains are of interest, both from a theoretical and experimental point of view [20, 21]. We study spin chains with respect to our present purpose and compare their characteristics with the harmonic chain.

This paper is organized as follows: In section II, we present the general theoretical approach which derives two conditions on the effective group interactions and the global temperature. We discuss the relation to correlations and several scenarios that might occur. In the following two sections we apply the general consideration to two concrete models and derive estimates for the minimal subgroup size. Section III deals with a harmonic chain, a model with an infinite energy spectrum. In contrast, a spin chain has a bounded energy spectrum. Section IV therefore discusses an Ising spin chain in a transverse field. In the conclusions section V, we compare the results for the different models considered and indicate further interesting topics.

II. GENERAL THEORY

We start by defining the Hamiltonian of our chain in the form [22],

$$H = \sum_i^X H_i + I_{i,i+1} \quad (1)$$

where the index i labels the elementary subsystem s . H_i is the Hamiltonian of subsystem i and $I_{i,i+1}$ the interaction between subsystem i and $i+1$. We assume periodic boundary conditions.

We now form N_G groups of n subsystems each (index $i = (l-1)n + j$; $l = 1, \dots, N_G$; $j = 1, \dots, n$) and split this Hamiltonian into two parts,

$$H = H_0 + I; \quad (2)$$

where H_0 is the sum of the Hamiltonians of the isolated groups,

$$H_0 = \sum_{l=1}^{N_G} (H_{l,n} + I_{l,n+1}) \quad \text{with} \\ H = \sum_{j=1}^n H_{n(l-1)+j} + I_{n(l-1)+j; n(l-1)+j+1} \quad (3)$$

and I contains the interaction terms of each group with its neighbour group,

$$I = \sum_{l=1}^{N_G} I_{l,n; l+1}; \quad (4)$$

We label the eigenstates of the total Hamiltonian H and their energies with the greek indices $(\alpha; \beta)$ and eigenstates and energies of the group Hamiltonian H_0 with latin indices $(a; b)$,

$$H |\alpha; \beta\rangle = E_{\alpha; \beta} |\alpha; \beta\rangle \quad \text{and} \quad H_0 |a; b\rangle = E_a |a; b\rangle \quad (5)$$

Here, the states $|a; b\rangle$ are products of group eigenstates

$$|a; b\rangle = \sum_{i=1}^{N_G} |a_i; b_i\rangle; \quad (6)$$

where $(H = \sum_{l=1}^{N_G} V_l(q_l; q_{l+1})) |a; b\rangle = E_a |a; b\rangle$. E_a is the energy of one subgroup only and $E_a = \sum_{i=1}^{N_G} E_{a_i}$.

A. Thermal State in the Product Basis

We assume that the total system is in a thermal state with a density matrix which reads

$$\rho = \frac{e^{-\beta H}}{Z}, \quad (7)$$

in the eigenbasis of H . Here, Z is the partition sum and $\beta = (k_B T)^{-1}$ the inverse temperature with Boltzmann's constant k_B and temperature T . Transforming the density matrix (7) into the eigenbasis of H_0 we obtain

$$\rho_{\alpha\beta} = \sum_{a=0}^{Z_{E_1}} w_a(E) \frac{e^{-\beta E_a}}{Z} \quad (8)$$

for the diagonal elements in the new basis. Here, the sum over all states $|a; b\rangle$ has been replaced by an integral

over the energy. E_0 is the energy of the ground state and E_1 the upper limit of the spectrum. For systems with an energy spectrum that does not have an upper bound, the limit $E_1 \rightarrow \infty$ should be taken. The density of conditional probabilities $w_a(E)$ is given by

$$w_a(E) = \frac{1}{E} \sum_{E' \in E, E' < E + E_g} \langle H^2 \rangle_{ji} \quad (9)$$

where E is small and the sum runs over all states j with eigenvalues E' in the interval $[E; E + E_g)$.

To compute the integral of equation (8) we need to know the distribution of the conditional probabilities $w_a(E)$. Following the proof of the central limit theorem for mixing sequences [23] as a guideline, one can show that the characteristic function of H does not change if a small subset of the H is neglected. Truncating H in a suitable way, the characteristic function of the remainder of H factorises. If the remainder of H then fulfils the conditions for Lyapunov's version of the central limit theorem [24] and $w_a(E)$ converges to a Gaussian normal distribution in the limit of infinite number of groups N_G [25],

$$\lim_{N_G \rightarrow \infty} w_a(E) = \frac{1}{\sqrt{2\pi}\sigma_a} \exp \left(-\frac{(E - E_a - \sigma_a^2)^2}{2\sigma_a^2} \right); \quad (10)$$

where the quantities σ_a and σ_a^2 are defined by

$$\sigma_a^2 = \langle H^2 \rangle_{ji} - \langle H \rangle_{ji}^2 \quad (11)$$

$$\sigma_a^2 = \langle H^2 \rangle_{ji} - \langle H \rangle_{ji}^2 \quad (12)$$

Note that σ_a has a classical counterpart while σ_a^2 is purely quantum mechanical. It appears because the commutator $[H; H_0]$ is nonzero, and the distribution $w_a(E)$ therefore has nonzero width.

The rigorous proof of equation (10) is given in [25] and based on the following two assumptions: The energy of each group H as defined in equation (3) is bounded, i.e.

$$|H_{ji}| \leq C \quad (13)$$

for all normalised states j and some constant C , and

$$\langle H^2 \rangle_{ji} - \langle H \rangle_{ji}^2 \leq N_G C^0 \quad (14)$$

for some constant $C^0 > 0$.

In scenarios, where the energy spectrum of each elementary subsystem has an upper limit, such as spins, condition (13) is met a priori. For subsystems with an infinite energy spectrum, such as harmonic oscillators, we restrict our analysis to states where the energy of every group, including the interactions with its neighbours, is bounded. Thus, our considerations do not apply to product states $|ji\rangle$, for which all the energy was located in only one group or only a small number of groups. The number of such states is vanishingly small compared to the number of all product states.

If conditions (13) and (14) are met, equation (8) can be computed for $N_G \rightarrow \infty$:

$$\langle H^2 \rangle_{ji} = \frac{1}{2Z} \exp \left(-\frac{E_a + \sigma_a^2}{2} \right) \text{erfc} \left(\frac{E_0 - E_a - \sigma_a^2}{\sqrt{2}\sigma_a} \right) \text{erfc} \left(\frac{E_1 - E_a - \sigma_a^2}{\sqrt{2}\sigma_a} \right) \quad (15)$$

where $y_a = E_a + \sigma_a^2$ and $\text{erfc}(x)$ is the conjugate Gaussian error function. The second term only appears if the energy is bounded and the integration extends from the energy of the ground state E_0 to the upper limit of the spectrum E_1 .

Note that y_a is a sum of N_G terms and that σ_a fulfils equation (14). The arguments of the conjugate error functions thus grow proportional to $\sqrt{N_G}$ or stronger. If these arguments divided by $\sqrt{N_G}$ are finite (different from zero), the asymptotic expansion of the error function [26] may thus be used for $N_G \rightarrow \infty$:

$$\text{erfc}(x) \approx \frac{\exp(-x^2)}{x} \quad \text{for } x \rightarrow \infty \quad (16)$$

Inserting this approximation into equation (15) and using $E_0 < y_a < E_1$ shows that the second conjugate error function, which contains the upper limit of the energy spectrum, can always be neglected compared to the first, which contains the ground state energy.

The same type of arguments show that the normalisation of the Gaussian in equation (10) is correct although the energy range does not extend over the entire real line $(-\infty; \infty)$.

Applying the asymptotic expansion (16), equation (15) can be taken to read

$$\langle H^2 \rangle_{ji} = \frac{1}{Z} \exp \left(-\frac{E_a + \sigma_a^2}{2} \right) \quad (17)$$

for $E_0 - E_a - \sigma_a^2 = \frac{1}{2N_G} \sigma_a^2 < 0$ and

$$\langle H^2 \rangle_{ji} = \frac{\exp \left(-\frac{(E_a + \sigma_a^2 - E_0)^2}{2\sigma_a^2} \right)}{\sqrt{2\pi}\sigma_a} \quad (18)$$

for $E_0 - E_a - \sigma_a^2 = \frac{1}{2N_G} \sigma_a^2 > 0$.

The off-diagonal elements $\langle H \rangle_{ji}$ vanish for $|E_a - E_b| > \sigma_a + \sigma_b$ because the overlap of the two distributions of conditional probabilities becomes negligible. For $|E_a - E_b| < \sigma_a + \sigma_b$, the transformation involves an integral over frequencies and thus these terms are significantly smaller than the entries on the diagonal.

B. Correlations

We now analyse when the thermal state is correlated in the product basis. To this end, one usually studies the

off-diagonal elements ρ_{ij} of the density matrix in the product basis. However, since, in our case, the off-diagonal elements can be estimated to be much smaller than the diagonal elements ρ_{ii} , some information about correlations may be obtained from the latter ones. For an uncorrelated state, they factorise,

$$\rho_{ij} = \prod_{g=1}^G \rho_{ij}^g \quad (19)$$

where $\rho_{ii} = \text{Tr} \rho_{ii}^g$ and Tr is the trace over all groups except group number g . Taking the logarithm of both sides of equation (19) one gets

$$\ln(\rho_{ij}) = \sum_{g=1}^G \ln(\rho_{ij}^g) \quad (20)$$

As follows from equations (17) and (18) this can only be the case for $E_a + \mu_a - E_0 > \frac{1}{2} \mu_a^2$. Furthermore, the terms in the exponential on the rhs of equation (17) must be a sum of terms, each of which depends on the state of one group only. A term depending on the state j of group m must not depend on the state k of the neighbouring group. In the models we consider here, these conditions coincide with the conditions for the existence of local temperatures because μ_a and μ_a^2 are sums of terms which depend on two neighbouring groups each.

C. Conditions for Local Thermal States

We now test under what conditions the density matrix may be approximated by a product of canonical density matrices with temperature T_{loc} for each subgroup $g = 1, 2, \dots, N_G$. Since the trace of a matrix is invariant under basis transformations, it is sufficient to verify the correct energy dependence of the product density matrix. If we assume periodic boundary conditions, all reduced density matrices are equal and their product is of the form $\rho_{ij}^G / \exp(-T_{\text{loc}} E_a)$. We thus have to verify that the logarithm of rhs of equations (17) and (18) is a linear function of the energy E_a ,

$$\ln(\rho_{ij}^G) = T_{\text{loc}} E_a + c; \quad (21)$$

where T_{loc} and c are constants. Note that equation (21) does not imply that the occupation probability of an eigenstate j with energy E_j and a product state with the same energy $E_a = E_j$ are equal. Even if T_{loc} and c are equal with very good accuracy, but not exactly the same, occupation probabilities may differ by several orders of magnitude, provided that the energy range is large enough.

We exclude negative temperatures ($T > 0$). Equation (21) can only be true for

$$\frac{E_a + \mu_a - E_0}{N_G} > \frac{\mu_a^2}{N_G}; \quad (22)$$

as can be seen from equations (17) and (18). Furthermore μ_a and μ_a^2 have to be of the following form:

$$\mu_a + \frac{\mu_a^2}{2} = c_1 E_a + c_2 \quad (23)$$

where c_1 and c_2 are constants. Note that μ_a and μ_a^2 need not be functions of E_a and therefore in general cannot be expanded in a Taylor series.

To ensure that the density matrix of each subgroup is approximately canonical, one needs to satisfy (23) for each subgroup separately;

$$\frac{\mu_a + \mu_a^2}{2} + \frac{\mu_a^2}{4} = \frac{1}{4} \mu_a^2 + \frac{1}{6} \mu_a^2 = c_1 E_a + c_2 \quad (24)$$

where $\mu_a = \sum_{n=1}^N \rho_{nn}^a$ with $\mu_a = \sum_{n=1}^N \rho_{nn}^a$, $\mu_a^2 = \sum_{n=1}^N \rho_{nn}^a \rho_{nn}^a$ and $\mu_a^2 = \sum_{n=1}^N \rho_{nn}^a \rho_{nn}^a$. Temperature becomes intensive, if the constant c_1 vanishes,

$$\lim_{N \rightarrow \infty} \mu_a = 0; \quad (25)$$

If this was not the case, temperature would not be intensive, although it might exist locally.

It is sufficient to satisfy conditions (22) and (24) for an adequate energy range $E_{\text{min}} \leq E \leq E_{\text{max}}$ only.

For large systems with a modular structure, the density of states is typically a rapidly growing function of energy [18, 27]. If the total system is in a thermal state, occupation probabilities decay exponentially with energy. The product of these two functions is thus sharply peaked at the expectation value of the energy \bar{E} of the total system $\bar{E} + E_0 = \text{Tr}(H \hat{\rho})$, with E_0 being the ground state energy. The energy range thus needs to be centered at this peak and large enough. On the other hand it must not be larger than the range of values E can take on. Therefore a pertinent and "safe" choice for E_{min} and E_{max} is

$$\begin{aligned} E_{\text{min}} &= \min \{E | \rho_{nn}^G; \frac{1}{N_G} \bar{E} + \frac{E_0}{N_G}\} \\ E_{\text{max}} &= \max \{E | \rho_{nn}^G; \frac{1}{N_G} \bar{E} + \frac{E_0}{N_G}\} \end{aligned} \quad (26)$$

where ρ_{nn}^G and \bar{E} will in general depend on the global temperature. In equation (26), ρ_{nn}^G and ρ_{nn}^G denote the minimal and maximal values E can take on.

Figure 1 shows the logarithm of equation (15) and the logarithm of a canonical distribution with the same μ_a for a harmonic chain. The actual density matrix is more mixed than the canonical one. In the interval between the two vertical lines, both criteria (22) and (24) are satisfied. For $E < E_1$ (22) is violated and (24) for $E > E_2$. To allow for a description by means of canonical density matrices, the group size needs to be chosen such that $E_1 < E_{\text{min}}$ and $E_2 > E_{\text{max}}$.

For a model obeying equations (13) and (14), the two conditions (22) and (24), which constitute the general result of this article, must both be satisfied. These fundamental criteria will now be applied to some concrete examples.

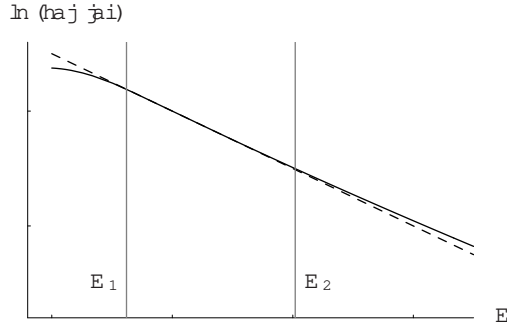


FIG. 1: $\ln(haj jai)$ for as in equation (15) (solid line) and a canonical density matrix (dashed line) for a harmonic chain.

III. HARMONIC CHAIN

As a representative for the class of systems with an infinite energy spectrum, we consider a harmonic chain of N_G particles of mass m and spring constant $m\omega_0^2$. In this case, the Hamiltonian reads

$$H_i = \frac{m}{2} p_i^2 + \frac{m}{2} \omega_0^2 q_i^2 \quad (27)$$

$$I_{i,i+1} = -m \omega_0^2 q_i q_{i+1}; \quad (28)$$

where p_i is the momentum of the particle at site i and q_i the displacement from its equilibrium position i (with a_0 being the distance between neighbouring particles at equilibrium). We divide the chain into N_G groups of n particles each and thus get a partition of the type considered above.

The Hamiltonian of one group is diagonalised by a Fourier transform and the definition of creation and annihilation operators a_k^\dagger and a_k for the Fourier modes (see appendix A).

$$E_a = \sum_{k=1}^{N_G} \sum_{l=1}^{n+1} \omega_k^2 n_k^a + \frac{1}{2}; \quad (29)$$

where $k = l/(a_0(n+1))$ ($l = 1, 2, \dots, n$) and the frequencies ω_k are given by $\omega_k^2 = 4\omega_0^2 \sin^2(ka/2)$. n_k^a is the occupation number of mode k of group a in the state jai . We chose units, where $\hbar = 1$.

To see that this model satisfies the condition (14) one needs to express the group interaction $V(q_n; q_{n+1})$ in terms of a_k^\dagger and a_k , which yields $\sim = 0$ for all n and therefore

$$\frac{\partial^2}{\partial a^2} = \sum_{k=1}^{N_G} \omega_k^2; \quad (30)$$

where $\frac{\partial^2}{\partial a^2}$, the width of one group interaction, reads

$$\frac{\partial^2}{\partial a^2} = \frac{2}{n+1} \sum_k \cos^2 \frac{ka_0}{2} \omega_k^2 n_k + \frac{1}{2} \sum_p \cos^2 \frac{pa_0}{2} \omega_p^2 m_p + \frac{1}{2}; \quad (31)$$

$\frac{\partial^2}{\partial a^2}$ has a minimum value since all $n_k \geq 0$ and all $m_p \geq 0$. In equation (31), k labels the modes of group a with occupation numbers n_k and p the modes of group $a+1$ with occupation numbers m_p . The width $\frac{\partial^2}{\partial a^2}$ thus fulfills condition (14).

Since the spectrum of every single oscillator is infinite, condition (13) can only be satisfied for states, for which the energy of the system is distributed among a relevant fraction of the groups, as discussed in section II.

The expectation values of the group interactions vanish, $\overline{I} = 0$, while the widths $\frac{\partial^2}{\partial a^2}$ depend on the occupation numbers n_k and therefore on the energies E . We thus apply the conditions (22) and (24). To analyse them, we make use of the continuum or Debye approximation [28], requiring $n \gg 1$, $a_0 \gg 1$, where $l = na_0$, and the length of the chain to be finite. In this case we have $\omega_k = vk$ with the constant velocity of sound $v = \omega_0 a_0$ and $\cos(ka_0/2) \approx 1$. The width of the group interaction thus translates into

$$\frac{\partial^2}{\partial a^2} = \frac{4}{n^2} E - E_{+1} \quad (32)$$

where $n+1 \approx n$ has been used. The relevant energy scale is introduced by the thermal expectation value of the entire chain

$$\overline{E} = N_G n k_B \frac{T}{2} \int_0^{2\pi} \frac{x}{e^x - 1} dx; \quad (33)$$

and the ground state energy is given by

$$\overline{E} = N_G n k_B \frac{T}{2} \int_0^{2\pi} \frac{x}{2} dx = \frac{N_G n k_B}{4} \quad (34)$$

We first consider the criterion (22).

For a given $E_a = \overline{E}$, the squared width $\frac{\partial^2}{\partial a^2}$ is largest if all E are equal, $x = E/8$. Thus (22) is hardest to satisfy for that case, where it reduces to

$$x \frac{E_0}{N_G} - \frac{4}{n^2} x^2 > 0; \quad (35)$$

Equation (35) sets a lower bound on n . For $\overline{E} > E_0$, the bound is strongest for high energies, $x = (\overline{E} - N_G) + (E_0 - N_G)$, while for $\overline{E} < E_0$, it is strongest for low energies, $x = (\overline{E} - N_G) + (E_0 - N_G)$. Since condition (24) is a stronger criterion than condition (22) at $E > E_0$, we only consider (35) for low energies, where it reads

$$n > \frac{\overline{E}}{T} \frac{4\overline{E}}{4\overline{E}} + 1 \quad (36)$$

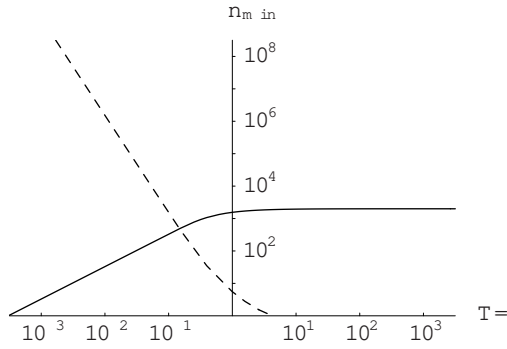


FIG. 2: Log-log-plot of $n_{m \text{ in}}$ from eq. (36) (dashed line) and $n_{m \text{ in}}$ from eq. (39) (solid line) for $\beta = 10$ and $\beta = 0.01$ as a function of $T = \beta$ for a harmonic chain. β and β are defined in equations (39) and (26), respectively.

with $\bar{e} = \bar{E} = (n N_G k_B T)$.

To test condition (24) we take the derivative with respect to E on both sides,

$$\frac{\bar{E}}{n^2} = E_{-1} + E_{+1} - \frac{2E_0}{N_G} + \frac{2E_0}{n^2 N_G} \quad (37)$$

where we have separated the energy dependent and the constant part in the lhs. (37) is satisfied if the energy dependent part is much smaller than one.

$$\frac{\bar{E}}{n^2} = E_{-1} + E_{+1} - \frac{2E_0}{N_G} \ll 1; \quad (38)$$

Taking E_{-1} and E_{+1} equal to the upper bound in equation (26), this yields

$$n > \frac{2}{T} \bar{e}; \quad (39)$$

where the "accuracy" parameter β quantifies the value of the energy dependent part in (37).

Since the constant part in the lhs of (37) satisfies

$$\frac{2E_0}{n^2 N_G} < \frac{p-1}{p} \ll \frac{p-1}{2} \ll 1; \quad (40)$$

temperature is intensive.

Inserting equation (33) into equation (36) and (39) one can now calculate the minimum for given β ; β and T . Figure 2 shows $n_{m \text{ in}}$ for $\beta = 10$ and $\beta = 0.01$ given by criterion (36) and (39) as a function of $T = \beta$.

For high (low) temperatures $n_{m \text{ in}}$ can thus be estimated by

$$n_{m \text{ in}} = \begin{cases} 2 = 3 = 2^2 & \text{for } T > \\ (\beta = T)^3 & \text{for } T < \end{cases} \quad (41)$$

IV. ISING SPIN CHAIN IN A TRANSVERSE FIELD

In this section we consider an Ising spin chain in a transverse field. For this model the Hamiltonian reads

$$H_i = -B \sum_i \sigma_i^z - \frac{J_x}{2} \sum_i (\sigma_i^x + \sigma_{i+1}^x) - \frac{J_y}{2} \sum_i (\sigma_i^y + \sigma_{i+1}^y) \quad (42)$$

where σ_i^x , σ_i^y and σ_i^z are the Pauli matrices. B is the magnetic field and J_x and J_y are two coupling parameters. We will always assume $B > 0$.

The entire chain with periodic boundary conditions may be diagonalized via successive Jordan-Wigner, Fourier and Bogoliubov transformations (see appendix B). The relevant energy scale is introduced via the thermal expectation value (without the ground state energy)

$$\bar{E} = \frac{n N_G}{2} \sum_k \frac{\epsilon_k}{\exp(\epsilon_k) + 1} \quad (43)$$

where ϵ_k is given in equation (B9). The ground state energy E_0 is given by

$$E_0 = \frac{n N_G}{2} \sum_k \epsilon_k; \quad (44)$$

Since $N_G \gg 1$, the sums over all m modes have been replaced by integrals.

If one partitions the chain into N_G groups of n subsystems each, the groups may also be diagonalized via a Jordan-Wigner and a Fourier transformation (see appendix B). Using the abbreviations

$$K = \frac{J_x + J_y}{2B} \quad \text{and} \quad L = \frac{J_x - J_y}{2B}; \quad (45)$$

the energy E_a reads

$$E_a = 2B \sum_{l=1}^{N_G} \sum_k [1 - K \cos(k)] n_k^a(l) \frac{1}{2}; \quad (46)$$

where $k = l/(n+1)$ ($l = 1; 2; \dots; n$) and $n_k^a(l)$ is the fermionic occupation number of mode k of group l in the state $|a\rangle$. It can take on the values 0 and 1.

For the Ising model at hand one has, as for the harmonic chain $n_a = 0$ for all states $|a\rangle$, while the squared variance σ_a^2 reads

$$\sigma_a^2 = \sum_{l=1}^{N_G} \sum_k \epsilon_k^2 n_k^a(l) \frac{1}{2}; \quad (47)$$

with

$$\epsilon_k^2 = B^2 \left[\frac{K^2}{2} + \frac{L^2}{2} \right] \sin^2(k) n_k^a(l) \frac{1}{2} \quad (48)$$

where the $n_k^a(\cdot)$ are the same fermionic occupation numbers as in equation (46).

The conditions for the central limit theorem are met for the Ising chain apart from two exceptions. Condition (13) is always fulfilled as the Hamiltonian of a single spin has finite dimension. As follows from equation (48), condition (14) is satisfied except for one single state in the case where $J_x = J_y$ ($L = 0$) and $J_x = -J_y$ ($K = 0$) respectively. Therefore, for $N_G \gg 1$ the fraction of states where our theory does not apply is negligible.

We now turn to analyse conditions (22) and (24). Since the spectrum of the Ising chain is limited, there is no approximation analog to the Debye approximation for the harmonic chain and ϵ^2 cannot be expressed in terms of E_{\min} and E_{\max} . We therefore approximate (22) and (24) with simpler expressions. The results are thus quantitatively not as precise as for the harmonic chain, but nevertheless show the qualitative tendencies.

Let us first analyse condition (22). Since it cannot be checked for every state j we use the stronger condition

$$E \frac{E_0}{N_G} > \epsilon_{\max}^2; \quad (49)$$

instead, which implies that (22) holds for all states j . We require that (49) is true for all states with energies in the range (26). It is hardest to satisfy for $E = E_{\min}$, we thus get the condition on n :

$$n > \frac{\epsilon_{\max}^2}{\epsilon_{\min}^2}; \quad (50)$$

where $\epsilon_{\min} = E_{\min} = n$ and $\epsilon_0 = E_0 = (nN_G)$.

We now turn to analyse condition (24). Equation (48) shows that the ϵ^2 do not contain terms which are proportional to E . One thus has to determine, when the ϵ^2 are approximately constant which is the case if

$$\frac{\epsilon_{\max}^2}{2} \approx \frac{\epsilon_{\min}^2}{2} \approx E_{\min}; \quad (51)$$

where ϵ_{\max} and ϵ_{\min} denote the maximal and minimal value x takes on in all states j . As a direct consequence, we get

$$j_1 j_2 \approx 1 \quad (52)$$

which means that temperature is intensive. Defining the quantity $\epsilon = E/n$, we can rewrite (51) as a condition on n ,

$$n \approx \frac{\epsilon_{\max}^2}{2 \epsilon_{\min}^2} \quad (53)$$

where the accuracy parameter ≈ 1 is equal to the ratio of the lhs and the rhs of (51).

Since equation (51) does not take into account the energy range (26), its application needs some further discussion.

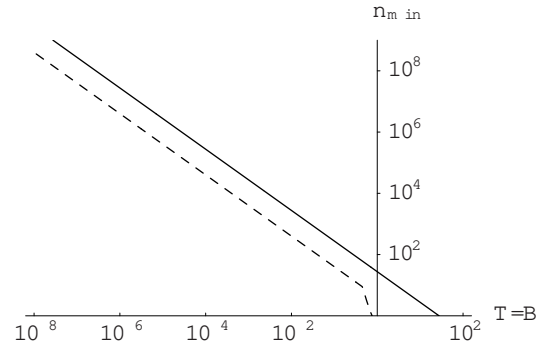


FIG. 3: Log-log-plot of n_{\min} from eq. (50) for $K = L = 0.1$ (dashed line) and for $K = L = 10$ (solid line) as a function of $T=B$. ≈ 10 is defined in equation (26).

If the occupation number of one mode of a group is changed, say from $n_k^a(\cdot) = 0$ to $n_k^a(\cdot) = 1$, the corresponding ϵ^2 differ at most by $4B^2 K^2 L^2 = (n+1)$. On the other hand, $\epsilon_{\max}^2 = B^2 K^2 L^2$. The state with the maximal ϵ^2 and the state with the minimal ϵ^2 thus differ in nearly all occupation numbers and therefore their difference in energy is close to $E_{\max} - E_{\min}$. On the other hand, states with similar energies E also have a similar ϵ^2 . Hence the ϵ^2 only change quasi-continuously with energy and equation (51) ensures that the ϵ^2 are approximately constant even on only a part of the possible energy range.

We are now going to discuss three special coupling models.

A. $J_y = 0$

If one of the couplings vanishes ($J_x = 0$ or $J_y = 0$), $K = L$ and $\epsilon^2 = B^2 K^2$ is constant. In this case only criterion (22) has to be satisfied, which then coincides with (50).

Plugging expressions (43), (44) and (48) with $J_x = J$ and $J_y = 0$ into condition (50), one can now calculate the minimal number of systems per group.

Figure 3 shows n_{\min} for weak coupling $K = L = 0.1$ and strong coupling $K = L = 10$ with ≈ 10 as a function of $T=B$. We choose units where Boltzmann's constant k_B is one. Note that, since $\epsilon = \text{const}$, condition (50) coincides with criterion (22), so that using (50) does not involve any further approximations.

B. $J_x = J_y$

If both couplings are nonzero, the ϵ^2 are not constant. As an example, we consider here the case, where $J_x = J_y$, i.e. $K = 0$. Now criteria (50) and (53) have to be met.

For $K = 0$, one has $\epsilon_{\max}^2 = B^2 L^2$, $\epsilon_{\min}^2 = 0$ and $\epsilon_{\max} = \epsilon_{\min} = B$.

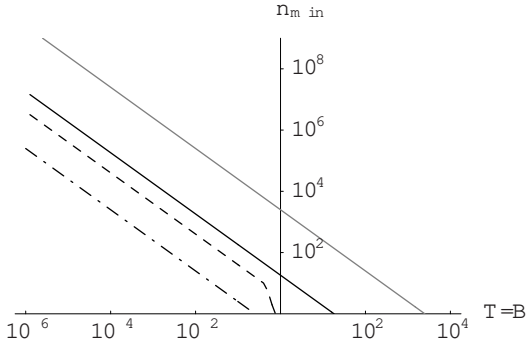


FIG. 4: Log-log-plot of n_m in from eq. (50) for $L = 0.1$ (dashed line) and for $L = 10$ (solid line) and n_m in from eq. (53) for $L = 0.1$ (dash-dot line) and for $L = 10$ (gray line) as a function of $T=B$. $K = 0$, $\beta = 10$ and $\beta = 0.01$. and are defined in equations (26) and (53) respectively.

Plugging these results into (53) as well as (43) and (44) into (50), the minimal number of systems per group can be calculated.

Figure 4 shows n_m in from criterion (50) and from criterion (53) separately, for weak coupling $L = 0.1$ and strong coupling $L = 10$ with $\beta = 10$ and $\beta = 0.01$ as a function of $T=B$.

In the present case, all occupation numbers $n_k^a(\beta)$ are zero in the ground state. In this state, β^2 is maximal ($\beta^2 = B^2 L^2$) as can be seen from (48). Therefore criterion (50) is equivalent to criterion (22) for $K = 0$.

$$C. J_x = J_y$$

As a second example of models where both couplings are nonzero, we consider the case, where $J_x = J_y$, i. e. $L = 0$. Again, both criteria (50) and (53) have to be met.

The values of β_{max}^2 , β_{min}^2 , β_{max} and β_{min} are given in equations (B11), (B12) and (B13)

For the present model with $L = 0$ and $j < 1$ all occupation numbers $n_k^a(\beta)$ are zero in the ground state and thus $\beta^2 = 0$. As a consequence, condition (50) cannot be used instead of (22). We therefore argue as follows: In the ground state $E = E_0 = N_G = 0$ as well as $\beta^2 = 0$ and all occupation numbers $n_k^a(\beta)$ are zero. If one occupation number is then changed from 0 to 1, β^2 changes at most by $4B^2 K^2 = (n+1)$ and E changes at least by $2B(1-j)$. Therefore (22) will hold for all states except the ground state if

$$n > 2B \frac{K^2}{1-j} \quad (54)$$

If $j > 1$, occupation numbers of modes with $\cos(k) < 1-j$ are zero in the ground state and occupation numbers of modes with $\cos(k) > 1-j$ are one. β^2 for the ground state then is $\beta_{gs}^2 = \beta_{max}^2 = 2$ and (50) is a good approximation of condition (22).

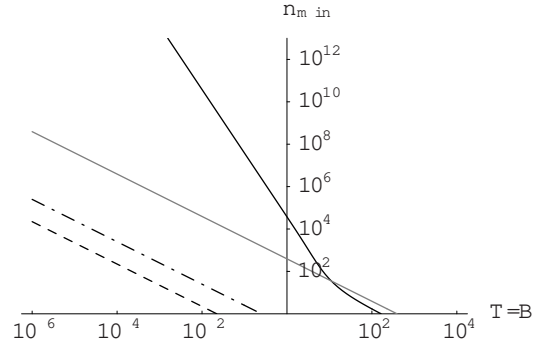


FIG. 5: Log-log-plot of n_m in from eq. (54) for $K = 0.1$ (dashed line), from eq. (50) for $K = 10$ (solid line) and from eq. (53) for $K = 0.1$ (dash-dot line) and for $K = 10$ (gray line) as a function of $T=B$. $L = 0$, $\beta = 10$ and $\beta = 0.01$. and are defined in equations (26) and (53) respectively.

Plugging these results into (53) as well as (43) and (44) into (50) for $j > 1$ and using (54) for $j < 1$, the minimal number of systems per group can be calculated.

Figure 5 shows n_m in from criteria (54) and (53) for weak coupling $K = 0.1$ and from criteria (50) and (53) for strong coupling $K = 10$ with $\beta = 10$ and $\beta = 0.01$ as a function of $T=B$.

V. CONCLUSIONS

In summary we have considered a linear chain of particles interacting with their nearest neighbours. We have partitioned the chain into identical groups of n adjoining particles each. Taking the number of such groups to be very large and assuming the total system to be in a thermal state with temperature T we have found conditions (equations (22) and (24)), which ensure that each group is approximately in a thermal state. Furthermore, we have determined when the isolated groups have the same temperature T , that is when temperature is intensive.

The result shows that, in the quantum regime, these conditions depend on the temperature T , contrary to the classical case.

The characteristics of the temperature dependence are determined by the energy dependence of α_a . The low temperature behavior, in particular, is related to the fact that α_a has a nonzero minimal value. This fact does not only appear in the harmonic chain or spin chains but is a general quantum feature of most systems of that topology. The commutator $[H; H_0]$ is nonzero and the ground state of the total system is energetically lower than the lowest product state, therefore α_a is nonzero, even at zero temperature [21, 29, 30, 31].

We have then applied the general method to a harmonic chain and several types of Ising spin chains. For concrete models, the conditions (22) and (24) determine a minimal group size and thus a minimal length scale on which temperature may be defined according to the temperature concept we adopt. Groups of size below this

length scale are no more in a thermal state. Thus temperature measurements with a higher resolution should no longer be interpreted in a standard way.

The most striking difference between the spin chains and the harmonic chain is that the energy spectrum of the spin chains is limited, while it is infinite for the harmonic chain. For spins at very high global temperatures, the total density matrix is then almost completely mixed, i.e. proportional to the identity matrix, and thus does not change under basis transformations. There are thus global temperatures which are high enough, so that local temperatures exist even for single spins.

For the harmonic chain, this feature does not appear, since the size of the relevant energy range increases indefinitely with growing global temperature, leading to the constant minimum length scale in the high energy range.

The spin chain with $J_x = 0$ or $J_y = 0$ shows the interesting feature that $\frac{2}{a}$ is constant and condition (24) is automatically fulfilled.

The set of models we have discussed is by no means exhaustive. It would be particularly interesting to see whether there are systems for which local temperatures can exist although they are not intensive. This can happen if either $\frac{2}{a}$ or $\frac{2}{a}$ are proportional to E_a . $\frac{2}{a}$ however has dimension energy squared, so that it cannot be proportional to E_a unless there exists another characteristic energy of the system independent of E_a . So far, we have not found models where $\frac{2}{a} / E_a$.

Since harmonic lattice models in Debye approximation have proven to be successful in modeling thermal properties of insulators (e.g. heat capacity) [28], our calculation for the harmonic chain provides a first estimate of them in minimum length scale on which intensive temperatures exist in insulating solids,

$$l_{\min} = n_{\min} a_0 : \quad (55)$$

Let us give some numerical estimates: Choosing the "accuracy parameters" to be $\epsilon = 10$ and $\delta = 0.01$, we get for hot iron ($T = 470 \text{ K}, a_0 = 2.5 \text{ \AA}$) $l_{\min} = 50 \text{ m}$, while for carbon ($T = 2230 \text{ K}, a_0 = 1.5 \text{ \AA}$) at room temperature (270 K) $l_{\min} = 10 \text{ m}$. The coarse-graining will experimentally be most relevant at very low temperatures, where l_{\min} may even become macroscopic. A pertinent example is silicon ($T = 645 \text{ K}, a_0 = 2.4 \text{ \AA}$), which has $l_{\min} = 10 \text{ cm}$ at $T = 1 \text{ K}$ (again with $\epsilon = 10$ and $\delta = 0.01$).

The length scales, calculated in this paper, should also constrain the way one can meaningfully define temperature profiles in non-equilibrium scenarios [32].

We thank M. Michel, M. Henrich, H. Schmidt, M. Stollsteiner, F. Tonner and C. Kostogubov for fruitful discussions.

APPENDIX A: DIAGONALIZATION OF THE HARMONIC CHAIN

The Hamiltonian of a harmonic chain is diagonalised by a Fourier transformation and the definition of creation and annihilation operators.

For the entire chain with periodic boundary conditions, the Fourier transformation reads

$$\begin{pmatrix} q_j \\ p_j \end{pmatrix} = \frac{1}{\sqrt{nN_G}} \sum_k \begin{pmatrix} u_k \exp(ia_0 k j) \\ v_k \exp(-ia_0 k j) \end{pmatrix} \quad (A1)$$

with $k = \frac{2\pi}{nN_G} l$ ($l = 0; 1; \dots; (nN_G/2)-2$; $(nN_G/2)=2$, where nN_G has been assumed to be even.

For the diagonalisation of one single group, the Fourier transformation is

$$\begin{pmatrix} q_j \\ p_j \end{pmatrix} = \frac{1}{\sqrt{n+1}} \sum_k \begin{pmatrix} u_k \sin(a_0 k j) \\ v_k \sin(a_0 k j) \end{pmatrix} \quad (A2)$$

with $k = \frac{\pi}{a_0(n+1)} l$ ($l = 1; 2; \dots; n$).

The definition of the creation and annihilation operators is in both cases

$$\begin{pmatrix} a_k^y \\ a_k \end{pmatrix} = \frac{1}{\sqrt{2m\omega_k}} \begin{pmatrix} m\omega_k u_k \\ i v_k \end{pmatrix} \quad (A3)$$

where the corresponding u_k and v_k have to be inserted. The frequencies ω_k are given by $\omega_k^2 = 4\omega_0^2 \sin^2(ka_0/2)$ in both cases..

The operators a_k^y and a_k satisfy bosonic commutation relations

$$\begin{aligned} [a_k, a_p] &= 0 \\ [a_k, a_p^y] &= \delta_{kp} \end{aligned} \quad (A4)$$

and the diagonalised Hamiltonian reads

$$H = \sum_k \omega_k a_k^y a_k + \frac{1}{2} \quad (A5)$$

APPENDIX B: DIAGONALIZATION OF THE ISING CHAIN

The Hamiltonian of the Ising chain is diagonalised via Jordan-Wigner transformation which maps it to a fermionic system.

$$\begin{aligned} c_i &= \theta^{\sum_{j<i} n_j} \frac{1}{\sqrt{2}} \left(\frac{x + i y}{2} \right) \\ c_i^y &= \theta^{\sum_{j<i} n_j} \frac{1}{\sqrt{2}} \left(\frac{x - i y}{2} \right) \end{aligned} \quad (B1)$$

The operators c_i and c_i^y fulfill fermionic anti-commutation relations

$$\begin{aligned} f c_i; c_j g &= 0 \\ f c_i; c_j^y g &= \delta_{ij} \end{aligned} \quad (B2)$$

and the Hamiltonian reads

$$H = B \sum_j \left[\frac{1}{4} \sum_k c_j^y c_{j+1}^y + \frac{1}{4} \sum_k c_j^y c_{j+1} + h.c. \right] + \sum_j \left[\frac{1}{4} \sum_k c_j^y c_{j+1}^y + h.c. \right] \quad (B3)$$

with $K = (J_x + J_y)/(2B)$ and $L = (J_x - J_y)/(2B)$. In the case of periodic boundary conditions a boundary term is neglected in equation (B3). For long chains ($nN_G \gg 1$) this term is suppressed by a factor $(nN_G)^{-1}$. The Hamiltonian now describes Fermions which interact with their nearest neighbours. As for the bosonic system, a Fourier transformation maps the system to non-interacting fermions. For the whole chain with periodic boundary conditions

$$c_j^y = \frac{1}{\sqrt{nN_G}} \sum_k e^{ikj} d_k^y \quad (B4)$$

with $k = (2l)/(nN_G)$ where $l = 0; 1; \dots; (nN_G/2)-1$; $(nN_G/2)=2$ for nN_G even, and

$$c_j^y = \frac{1}{\sqrt{n+1}} \sum_k \sin(kj) d_k^y \quad (B5)$$

with $k = (l)/(n+1)$ and $l = 1; 2; \dots; n$ for one single group.

In the case of periodic boundary conditions, fermion interactions of the form $d_k^y d_k^y$ and $d_k d_k$ remain. Therefore, one still has to apply a Bogoliubov transformation to diagonalize the system, i.e.

$$\begin{aligned} d_k^y &= u_k b_k^y - i v_k b_k \\ d_k &= u_k b_k + i v_k b_k^y \end{aligned} \quad (B6)$$

where $u_k = u_k$, $v_k = v_k$ and $u_k^2 + v_k^2 = 1$. With the definitions $u_k = \cos(k/2)$ and $v_k = \sin(k/2)$ the interaction terms disappear for

$$\cos(k) = \frac{1 - K \cos k}{[1 - K \cos k]^2 + [L \sin k]^2} \quad (B7)$$

In the case of the finite chain of one group, the Bogoliubov transformation is not needed, since the corresponding terms are of the form $d_k^y d_k^y$ and $d_k d_k$ and vanish by virtue of equation (B2).

The Hamiltonians in the diagonal form read

$$H = \sum_k \epsilon_k b_k^y b_k \quad (B8)$$

where the frequencies are

$$\epsilon_k = 2B \sqrt{[1 - K \cos k]^2 + [L \sin k]^2} \quad (B9)$$

with $k = (2l)/(nN_G)$ for the periodic chain and

$$\epsilon_k = 2B [1 - K \cos k] \quad (B10)$$

with $k = (l)/(n+1)$ for the finite chain.

For the finite chain the occupation number operators may also be chosen such that ϵ_k is always positive. Here, the convention at hand is more convenient, since the same occupation numbers also appear in the group interaction and thus in

1. Maxima and minima of E and E^2

The maximal and minimal values of E are given by

$$\frac{E_{\max}}{E_{\min}} = 1 + nB; \quad (B11)$$

for $K_j < 1$ and by

$$\begin{aligned} \frac{E_{\max}}{E_{\min}} &= \\ &= 1 + nB \frac{2}{K_j^2} \frac{1}{1 + \arcsin \frac{1}{K_j}}; \end{aligned} \quad (B12)$$

for $K_j > 1$, where the sum over all modes k has been approximated with an integral.

The maximal and minimal values of E^2 are given by

$$\frac{E_{\max}^2}{E_{\min}^2} = B^2 \frac{\max K^2; L^2}{\min K^2; L^2}; \quad (B13)$$

[1] J. Gemmer, A. Otte and G. Mahler, Phys. Rev. Lett. 86, 1927 (2001).

[2] A. E. Allahverdyan, and Th. M. Nieuwenhuizen, Phys. Rev. Lett., 85, 1799 (2000),

[3] D. Cahill, W. Ford, K. G. G. Oodson, G. Mahan, A. Majumdar, H. M. Aris, R. Merlino and S. Philpot, J. Appl. Phys. 93, 793 (2003).

[4] C. C. Williams and H. K. Wickramasinghe, Appl. Phys. Lett. 49, 1587 (1986).

[5] J. Varesi, and A. Majumdar, Appl. Phys. Lett. 72, 37

- (1998).
- [6] K. Schwab, E.A. Henriksen, J.M. Worlock and M.L. Roukes, *Nature* 404, 974 (2000).
 - [7] Y. Gao and Y. Bando, *Nature* 415, 599 (2002).
 - [8] H. Pothier, S. Gueron, N.O. Birge, D. Esteve and M.H. Devoret, *Phys. Rev. Lett.* 79, 3490 (1997).
 - [9] J. Aumentado, J. Eom, V. Chandrasekhar, P.M. Baldo and L.E. Rehn, *Appl. Phys. Lett.* 75, 3554 (1999).
 - [10] M.E. Fisher, *Arch. Ratl. Mech. Anal.* 17, 377 (1964).
 - [11] D. Ruelle, *Statistical Mechanics* (W.A. Benjamin Inc., New York, 1969).
 - [12] J.L. Lebowitz and E.H. Lieb, *Phys. Rev. Lett.* 22, 631 (1969).
 - [13] M. Schmidt, R. Kusche, B. von Issendorf and H. Haberland, *Nature* 393, 238 (1998).
 - [14] M. Hartmann, J. Gemmer, G. Mahler, and O. Hess, *Europhys. Lett.*, 65, 613 (2004).
 - [15] A. Osterloh, L. Amico, G. Falci and R. Fazio, *Nature* 416, 608 (2002).
 - [16] T. Roscilde, P. Vernocchi, A. Fubini, S. Haas and V. Tognetti, *cond-mat/0404403*.
 - [17] V. Vedral, *quant-ph/0312104*.
 - [18] R.C. Tolman, *The Principles of Statistical Mechanics* (Oxford Univ. Press, London, 1967).
 - [19] R. Kubo, M. Toda and N. Hashitsume, *Statistical Physics II* (Springer, Berlin, 1985).
 - [20] M. Kenzelmann, R. Coldea, D.A. Tennant, D. Visser, M. Hofmann, R. Smidland Z. Tylczynski, *Phys. Rev. B* 65, 144432 (2002).
 - [21] X. Wang, *Phys. Rev. A* 66, 064304 (2002).
 - [22] G. Mahler and V. Weber, *Quantum Networks* (Springer, Berlin, 1998), 2nd ed.
 - [23] I.A. Ibragimov and Y.V. Linnik, *Independent and Stationary Sequences of Random Variables* (Wolters-Noordhoff, Groningen/Netherlands, 1971).
 - [24] P. Billingsley, *Probability and Measure* (John Wiley & Sons, New York, 1995), 3rd ed.
 - [25] M. Hartmann, G. Mahler and O. Hess, *Lett. Math. Phys.*, accepted (2004), *math-ph/0312045*.
 - [26] M. Abramowitz and I. Stegun *Handbook of Mathematical Functions* (Dover, New York, 1970), 9th ed.
 - [27] J. Gemmer, *A Quantum Approach to Thermodynamics*, PhD Thesis (University of Stuttgart, Stuttgart, 2002).
 - [28] Ch. Kittel, *Einführung in die Festkörperphysik* (Oldenbourg, München, 1983), 5th ed.
 - [29] A.N. Jordan and M. Buttiker, *cond-mat/0311647*.
 - [30] A.E. Allahverdyan, and Th.M. Nieuwenhuizen, *Phys. Rev. B*, 66, 115309 (2002),
 - [31] Th.M. Nieuwenhuizen, and A.E. Allahverdyan, *Phys. Rev. E*, 66, 036102 (2002).
 - [32] M. Michel, M. Hartmann, J. Gemmer and G. Mahler, *Europhys. J. B* 34, 325 (2003).