

# Matched detectors as definers of force

F. Hadi Madjid<sup>a</sup> and John M. Myers<sup>b</sup>

<sup>a</sup>82 Powers Road, Concord, Massachusetts 01742

<sup>b</sup>Gordon McKay Laboratory, Division of Engineering and Applied Sciences,  
Harvard University, Cambridge, Massachusetts 02138

---

## Abstract

Formally distinguishing theory from experiment permits a proof that the choice of equations of quantum mechanics by which to model the devices of an experiment is in part free: no two practitioners need choose alike. Multiple, conflicting models are the rule, not the exception, so that particles as elements of theory have a certain independence from the devices they are invoked to explain. By recognizing this independence of particles from devices, we use quantum mechanics to describe devices used for ‘particle detection.’ First classically and then quantum mechanically, we show how a device to detect particles balances an unknown force against an adjustable reference. By augmenting an on-off detector with a matched pair of auxiliary detectors, we make the dynamics of its balancing accessible to experiment, and report results of a simplified experiment. We offer a quantum model of the balancing that shows a trade-off, involving Planck’s constant, between waiting time and ambiguity. Visible in records of disagreements between the two auxiliary detectors is a previously overlooked “dimension” to force, applicable to whatever form of force one undertakes to conceive of in terms of the balance instrument.

*Key words:* Quantum mechanics, Modeling, Detection, Metastability, Agreement  
*PACS:* 03.65.Ta, 03.65.Nk, 84.30.Sk

---

## 1 Introduction

Under circumstances to be explored, particle detectors employed to decide among possible quantum states produce unambiguous records that can be interpreted as quantum-mechanical outcomes. A binary detecting device designed to produce at each trial one of two possible outcomes, say 0 or 1, can be pictured classically as a ball and two bins, one bin for each outcome, separated by a barrier, the height of which can be adjusted. The ball starts in bin 0; an outcome of 1 is registered if and only if the balance is tipped and the ball is pushed past the barrier into bin 1. This ball-and-bin technique—known in its usual electronic implementation as regenerative amplification—avoids ambiguity by virtue of a convention that gives the record a certain leeway: it does not matter if the ball is a little off center in its bin, so long as the ball does

not teeter on the barrier between bins. Unambiguous records are digital, not analog, and detecting devices employ regenerative amplifiers and flip-flops, in hopes of classifying into discrete outcomes what engineers call *outputs* that, seen up close, sometimes teeter, perhaps for a long time, before slipping into one bin or the other [1].

When an output teeters, absent some special intervention, two parties (people or machines) to which the output (such as a current pulse) fans out can disagree in how they classify this output as an outcome: one finds a 0, the other finds a 1. For two parties to decide an ‘in-between’ output without risking disagreement, they have to cooperate. For example, they may agree to delegate the decision to a third party—termed an arbiter. The arbiter announces a decision and the announcement fans out to the two parties; they, of course, must detect the announcement. Classically one pictures an arbiter as possessing its own pair of bins and a ball; the arbiter waits as long as may be needed for the ball to slip into one or the other bin before announcing the decision with sufficient vigor to fan out to the two parties without risking their disagreement.

Ugly in this classical cartoon are two related features: (1) the ball can teeter forever, so that arbitration is never accomplished, and (2) the mean time for an arbiter to decide is entirely dependent on some *ad hoc* assumption about “noise.” Although so far we have described arbitration classically, the silicon and glass that implement an arbiter are presumably amenable to a quantum description. But *what* quantum description? Finding a suitable description demands some fine-tuning of quantum mechanics.

In Sec. 2 we translate the distinction between experimenting and modeling into mathematics by distinguishing two uses of mathematical functions. One use of functions is to express relative frequencies of outcomes extracted from experimental records (organized by the knob settings that control the experiment); the other use is to express probability distributions calculated from equations in quantum-mechanical form chosen to model these experiments. This distinction allows one to speak of a model as a mathematical object, leaving open the question of whether one chooses to use it to predict outcomes of any particular experiment. A model fits an experiment if its probability function fits the experimental relative-frequency function, and the question can be posed: given an experimental record, which models fit it? In Sec. 3, via a formal proof, we show that the choice of equations of quantum mechanics to model the devices of an experiment is in part free: no two practitioners need choose alike, and multiple conflicting proposals for models are the rule, not the exception.

The logical independence of models from experiments leads in Sec. 4 to the view that particles serve not as something fundamental to be sought after for their own sake, but as hypotheses used to model the behavior of devices as recorded in experiments. Prior to one’s choosing to apply a model to a partic-

ular experiment, the mathematical spacetime of the particles of the model has no logical connection to any mathematical spacetime used in expressing experimental outcomes: the two spacetimes are logically partitioned. And within a quantum model, we shall see a logical partition that separates the spacetime of particles from the measure space of probabilities. Accepting these logical partitions and the consequent need to improvise in modeling stimulates the invention of new particles as elements of quantum models. The freedom to invoke probe particles and the use of multiple components of a (theoretical) outcome clarify ‘the time of a measurement’ and, moreover, simplify the rules of quantum mechanics by showing there is no need for any postulate of state reductions.

In Sec. 5 we turn back to study balancing in detectors, both experimentally and in terms of quantum models. To experiment with the teetering of a detector output, we arrange for the output of a detector  $D_0$  under study to fan out to a matched pair of flip-flops,  $F_1$  and  $F_2$ , each of which acts as an auxiliary detector of the output of  $D_0$ . If the output of  $D_0$  teeters, there is a chance of one flip-flop ending up in its 0-bin while the other ends up in its 1-bin thereby giving a statistical measure of the teetering. Although in computers such disagreements cause trouble, we exploit them here as a sensitive tool for characterizing sources of light or other particles. We model teetering in a detector in terms of the probability of disagreements in auxiliary detectors, and show how the probability of disagreement can depend on the particle source and on a waiting time, and how in this relation Planck’s constant enters.

From the standpoint of quantum mechanics, it is by means of particle detection that one measures force. For this reason, matched auxiliary detectors not only serve to study the teetering of a detector but also measure force, imparting to that measurement an added “dimension” expressed by the statistics of disagreements among the auxiliary detectors. This is discussed in Sec. 6.

## 2 Models mathematically distinct from experiments

Experimental records can hold, firstly, numerals interpreted as the settings of knobs that control an experiment and, secondly, numerals interpreted as experimental outcomes, thought of as the clicks and flashes and electronically tallied pulses by which the devices used in the laboratory respond to and measure whatever is at issue. As an abstraction by which one can model experimental outcomes, quantum theory offers what we shall call *theoretical outcomes*. (In the literature one finds other names for the same thing, such as *outcomes*, *results*, *finding particles* and *finding states*.) The proofs to be presented in Sec. 3 that experiments and theory inhabit separate logical worlds, bridged only by the making of assumptions, can be made using any formulation of quantum mechanics that includes probabilities of theoretical outcomes.

To be definite, in this section we define quantum-mechanical models as probabilities of theoretical outcomes stated in terms of quantum states and operators according to Dirac's formulation of quantum mechanics [2], as formalized by von Neumann [3] and bulwarked by a little measure theory [4]. (As discussed in Sec. 4, we invoke no postulate of state reductions.) Then, distinct from quantum models, we provide a mathematical picture of an experimental record.

### 2.1 Definition of quantum-mechanical models

Let  $H$  be a separable Hilbert space, let  $\rho$  be any self-adjoint operator of unit trace on  $H$  (otherwise known as a density operator), and let  $M$  be a  $\sigma$ -algebra of subsets of a set  $\Omega$  of possible *theoretical outcomes*. By *theoretical outcomes* we mean a number or a list of numbers related mathematically to operators, in contrast to experimental outcomes extracted from experimental records. Let  $E$  be any projective resolution on  $M$  of the identity operator on  $H$  (which implies that for any  $\omega \in M$ ,  $E(\omega)$  is a self-adjoint projection [5]). These mathematical objects can be combined to define a probability distribution  $\mu$  on  $M$ :

$$\mu(\omega) \stackrel{\text{def}}{=} \text{Tr}[\rho E(\omega)], \quad (1)$$

where  $\mu(\omega)$  is the probability of an outcome in the subset  $\omega$  of  $\Omega$ .

As a first cut, soon to be elaborated, by a *quantum-mechanical model* of an experimental situation we mean a description of the situation by all of the following:

- (1) a density operator  $\rho$ , a unitary time-evolution operator  $U(t)$ , where  $t$  is a real number, and a projective resolution of the identity  $E$ , all of which can depend on experimentally controllable parameters;
- (2) a  $t$ -dependent probability measure  $\mu_t$  defined by

$$\mu_t(\omega) \stackrel{\text{def}}{=} \text{Tr}[U(t)\rho U^\dagger(t)E(\omega)]; \quad (2)$$

- (3) a Schrödinger equation or one of its relativistic extensions that defines how  $U(t)$  depends on  $t$ , with the constraint that  $U(0)$  is the unit operator.

To compare probabilities calculated from a model of the form (2) with relative frequencies of experimental outcomes, one needs to make explicit the dependence of  $\rho$  and  $E$  on the experimentally controllable parameters on which relative frequencies of experimental outcomes depend. It is convenient to think of these parameters as the settings of various knobs. To bring knob settings into quantum-mechanical models, let  $H$ ,  $M$ , and  $\Omega$  be as above. Introduce two sets, mathematically arbitrary, denoted  $A$  and  $B$  (to be interpreted as sets of knob settings). Let  $\mathcal{D}$  be the set of functions from  $A$  to density operators acting on  $H$ . Let  $\mathcal{E}$  be the set of functions from  $B$  to projective resolutions of

the identity on  $M$  of the identity operator on  $H$ . Then a quantum-mechanical model becomes a pair of functions  $(\rho, E)$  together with a unitary evolution operator  $U(t)$ , with  $\rho \in \mathcal{D}$  and  $E \in \mathcal{E}$ .

Different models can be distinguished, either individually or by class, with the use of labels: a model  $\alpha$  involves a  $\rho_\alpha$ ,  $U_\alpha$ , and  $E_\alpha$ , with a consequent  $\mu_\alpha$ . To such a model  $\alpha$  there corresponds a function  $\mu_\alpha : A \times B \times I \rightarrow \{\text{probability measures on } M\}$ ; here  $I$  denotes an interval, possibly infinite, of the real numbers. It is a matter of convenience whether to view  $\mu_\alpha$  as a probability-measure valued function with domain  $A \times B \times I$  or a function from  $A \times B \times I \times M$  to the interval  $[0,1]$ . Viewing it the former way, we express the probability of an event  $\omega \in M$  with respect to the measure corresponding to knob settings  $(a, b)$  and the time variable  $t$  by  $\mu_\alpha(a, b, t)(\omega)$ . The basic rule of quantum mechanics carries over to the equation

$$(\forall a \in A, b \in B, t \in I, \omega \in M)$$

$$\mu_\alpha(a, b, t)(\omega) = \text{Tr}[U_\alpha(t)\rho_\alpha(a)U_\alpha^\dagger(t)E_\alpha(b)(\omega)]. \quad (3)$$

This completes our definition of quantum-mechanical models. Two notes are in order. First, because the probabilities asserted by models of the form (3) are invariant when the same unitary transformation is made on all three of  $\rho_\alpha$ ,  $E_\alpha$ , and  $U_\alpha$ , the essential feature of the states asserted by a model  $\alpha$  is the overlap between pairs of them. The measure of overlap convenient to Sec. 3 is

$$\text{Overlap}(\rho_\alpha(a_1), \rho_\alpha(a_2)) \stackrel{\text{def}}{=} \text{Tr}[\rho_\alpha(a_1)^{1/2}\rho_\alpha(a_2)^{1/2}]. \quad (4)$$

This overlap is invariant under unitary transformation of  $\rho$ . One can define the difference in state preparations asserted by models  $\alpha$  and  $\beta$  for elements  $a_1, a_2 \in A_\alpha \cap A_\beta$  by  $|\text{Overlap}(\rho_\alpha(a_1), \rho_\alpha(a_2)) - \text{Overlap}(\rho_\beta(a_1), \rho_\beta(a_2))|$ .

Second, an element  $a \in A$  can be a list:  $a = \{a^{(1)}, \dots, a^{(n)}\}$ ; in effect,  $A = A^{(1)} \times \dots \times A^{(n)} = A^{(1)} \times A'$ , where  $A' = A^{(2)} \times \dots \times A^{(n)}$ . One can “tape down a knob” by setting it to a fixed value. Suppose for example that in a model  $\alpha$  on  $A \times B$  the knob setting of  $A^{(1)}$  is fixed at  $a_0^{(1)}$ . This fixing of a parameter engenders a model  $\beta$  on  $A' \times B$ , and the function  $\mu_\beta$  is a restriction of  $\mu_\alpha$ .

## 2.2 Formats of models and experimental records

By the *format* of a model, we mean the *domain of knob settings, times, and theoretical outcomes* of the model, *i.e.* the cartesian product of the sets  $A$  and  $B$  of knob settings, the set  $I$  of time durations, and the set  $\Omega$  of outcomes. Any such format defines a class of models, namely all those that have this format—the same *domain*, so to speak. Models of this class can differ as to the functions

$\rho$ ,  $E$ , and  $U$  defined on the sets  $A$ ,  $B$ ,  $I$ , respectively, so that the different models sharing a given format can differ in the probabilities that they assert.

So much for models as mathematical objects; now comes their application to experiments with lasers and lenses and other devices. Since models speak only in numbers, to make use of a model format of the form (3) to plan or interpret an experiment or to use the experiment to judge various models having that format, one must think of the experiment in terms of numerical knob settings and (as elaborated in Subsec. 5.1) numerical experimental outcomes. By classifying the experimental outcomes for various knob settings into bins, so to speak, and tallying these, one extracts from the experimental record, for each setting of knobs, the relative frequencies of experimental outcomes.

To compare experimental relative frequencies with the probabilities calculated from a model, both viewed as functions, we require the domain of the experimental function to be a subset of the domain of the model format. That means identifying the experimental knob settings and time delay with a subset of  $A \times B \times I$  for the model format and identifying a collection  $C$  of bins for tallying experimental outcomes with a set of disjoint subsets of theoretical outcomes  $\Omega$ , so that each bin  $c \in C$  maps to some  $\omega_c \subset \Omega$ . With this identification, the experimental outcomes define a collection of relative-frequency distributions, one for each setting of knobs  $(a, b, t)$  in the experimentally covered subset of  $A \times B \times I$ . For the relative-frequency distribution on  $C$  for knob settings  $(a, b)$  and time delay  $t$  extracted from an experimental record  $r$ , we write  $\nu_r(a, b, t)$ , so for any  $c \in C$  we have  $\nu_r(a, b, t)(c)$  for the ratio of the number of trials with knob settings and time  $(a, b, t)$  and an experimental outcome in  $c$  to the number of trials with knob settings and time  $(a, b, t)$  regardless of the outcome. Thus one has

$$(\forall t \in I, a \in A, b \in B) \quad \sum_{c \in C} \nu_r(a, b, t)(c) = 1. \quad (5)$$

By virtue of the mapping  $c \mapsto \omega_c \subset \Omega$ , one can compare the experimental relative-frequency function  $\nu_r$  with the probability function  $\mu_\alpha$  asserted by any compatibly formatted model  $\alpha$ .

Note that the stage of choosing a format intertwines modeling with experimental design: the choosing of knobs featured in an experimental record influences and is influenced by the choosing of a model format. In particular, any model format expresses a mental cut between, on one hand, state preparation with its  $A$ -knobs and, on the other hand, measurement with its  $B$ -knobs. This ‘‘Heisenberg cut’’ in the model format enters into the interpretation of any experimental outcomes to be compared with it; for the model to be compared with the experiment, one must partition the experimental knob settings into a set  $A$  of knob settings that one views as controlling state preparation and a set  $B$  of knob settings viewed as controlling detectors. The choice of format

thus constrains the models under consideration and also constrains the design, or at least the interpretation of experimental records, with which models of the class can be compared.

Committing oneself to thinking about an experimental endeavor in terms of a particular model format makes it possible to:

- (1) organize experiments to generate data that can be compared with models of that format;
- (2) express the results of an experiment mathematically without having to assert that the results fit any particular model;
- (3) pose the question of whether the experimental data fit one model of the class defined by the format better than they fit another model [6].

### 3 Choosing a model to fit given experimental outcomes

Inverse to the problem of calculating probabilities from quantum-mechanical models is the problem of choosing a model  $\alpha$  under the constraint that its probabilities  $\mu_\alpha$  conform to relative frequencies  $\nu_r$  extracted from given experimental outcomes. This presupposes that the model  $\alpha$  to be chosen has a format compatible with the relative frequencies. Then choosing a model  $\alpha$  amounts to choosing  $U_\alpha(t)$ , which tells the middle part of the model's story, so to speak, along with choosing an initial state  $\rho_\alpha$  which begins the story and the projective resolution of the identity  $E_\alpha$  that ends the story. So far as the constraint that probabilities conform to experimental relative frequencies is concerned, any two models that generate identical probabilities are indistinguishable. On this basis we now explore: (1) constraints imposed on the choice of a quantum-mechanical model  $\alpha$  by requiring it to fit given experimental relative frequencies  $\nu_r$ ; and (2) a freedom of choice that survives the most stringent requirement possible: an exact fit between a probability distribution  $\mu_\alpha$  and relative frequencies  $\nu_r$  when these are defined on a common domain  $A \times B \times I$ .<sup>1</sup>

Given experimental outcomes and a class of models of format compatible with those experimental outcomes, each experimental outcome  $c$  corresponds to some  $\omega_c \in M$ . Then given experimental relative frequencies  $\nu_r : A \times B \times I \times C \rightarrow [0, 1]$ , we ask what Hilbert space  $H$  and what triples of functions  $\rho_\alpha : A \rightarrow \{\text{density operators on } H\}$ ,  $U_\alpha$ , and  $E_\alpha : B \rightarrow \{\text{projective resolutions of the identity}\}$  “factor”  $\nu_r$  in the sense that

---

<sup>1</sup> To deal with less than an exact fit between a model and an experimental record, one wants also to define a distance between models  $\alpha$  and  $\beta$  sharing a common format. This can be done in terms of the statistical distance between two probability measures, *e.g.* the distance between the models is,  $\max_{a \in A, b \in B, t \in I} \text{SD}[\mu_\alpha(a, b, t), \mu_\beta(a, b, t)]$ , where SD is statistical distance [7].

$$\begin{aligned}
& (\forall a \in A, b \in B, t \in I, c \in C) \\
& \nu_r(a, b, t)(c) = \text{Tr}[U_\alpha(t)\rho_\alpha(a)U_\alpha^\dagger(t)E_\alpha(b)(\omega_c)]. \tag{6}
\end{aligned}$$

Any such triple of functions  $(\rho_\alpha, U_\alpha, E_\alpha)$  constitutes a quantum-mechanical model  $\alpha$  with a probability function  $\mu_\alpha$  that, in this extreme case, exactly matches the experimental relative-frequency function  $\nu_r$ .

### 3.1 Constraint on density operators

If for some values  $a_1, a_2, b$ , and  $\omega$  one has  $\nu_r(a_1, b, t)(\omega)$  large and  $\nu_r(a_2, b, t)(\omega)$  small, then Eq. (6) implies that  $\rho(a_1)$  is significantly different from  $\rho(a_2)$ . This can be quantified in terms of the *overlap* of two density operators  $\rho(a_1)$  and  $\rho(a_2)$  defined in Eq. (4).

**Proposition 1:** For a model  $\alpha$  to be consistent with relative frequencies  $\nu_r$  in the sense of Eq. (6), the overlap of density operators for distinct knob settings has an upper bound given by

$$\begin{aligned}
& (\forall a_1, a_2 \in A) \\
& \text{Tr}[\rho(a_1)^{1/2}\rho(a_2)^{1/2}] \leq \min_{b, \omega} \{[\nu_r(a_2, b)(\omega)]^{1/2} + [1 - \nu_r(a_1, b)(\omega)]^{1/2}\}. \tag{7}
\end{aligned}$$

*Proof:* For purposes of the proof, abbreviate  $\rho(a_1)$  by  $a_1$ ,  $\rho(a_2)$  by  $a_2$ , and—for some definite but arbitrary value of  $t$ — $U^\dagger(t)E(b)U(t)(\omega)$  by  $E$ . Because  $E$  is a projection,  $E = E^2$ . With this, the Schwarz inequality,<sup>2</sup> and a little algebra, one finds that

$$\begin{aligned}
|\text{Tr}(a_1^{1/2}a_2^{1/2})| &= |\text{Tr}(a_1^{1/2}Ea_2^{1/2}) + \text{Tr}(a_1^{1/2}(1-E)a_2^{1/2})| \\
&\leq |\text{Tr}(a_1^{1/2}Ea_2^{1/2})| + |\text{Tr}(a_1^{1/2}(1-E)a_2^{1/2})| \\
&\leq (\text{Tr } a_1)^{1/2}[\text{Tr}(Ea_2^{1/2}a_2^{1/2}E)]^{1/2} \\
&\quad + [\text{Tr}(a_1^{1/2}(1-E)(1-E)a_1^{1/2})]^{1/2}(\text{Tr } a_2)^{1/2} \\
&= [\text{Tr}(Ea_2^{1/2}a_2^{1/2}E)]^{1/2} + [\text{Tr}(a_1^{1/2}(1-E)(1-E)a_1^{1/2})]^{1/2} \\
&= [\text{Tr}(a_2E)]^{1/2} + [1 - \text{Tr}(a_1E)]^{1/2}. \tag{8}
\end{aligned}$$

Expanding the notation, we have

<sup>2</sup> For any operators  $F$  and  $G$  for which the traces exist,  $|\text{Tr}(FG^\dagger)| \leq [\text{Tr}(FF^\dagger)]^{1/2}[\text{Tr}(GG^\dagger)]^{1/2}$ .



$$\begin{aligned}
& (\forall a_1, a_2 \in A) \\
& \text{Tr}[\rho(a_1)^{1/2}\rho(a_2)^{1/2}] \leq \min_{b,\omega} \{[\text{Tr}(\rho(a_2)U^\dagger(t)E(b)(\omega)U(t))]^{1/2} \\
& \quad + [1 - \text{Tr}(\rho(a_1)U^\dagger(t)E(b)(\omega)U(t))]^{1/2}\}, \quad (9)
\end{aligned}$$

which, with Eq. (6), completes the proof.  $\square$

*Example:* For  $0 \leq \epsilon, \delta \ll 1$ , if for some  $b$  and  $\omega$ ,  $\nu_r(a_2, b)(\omega) = \epsilon$  and  $\nu_r(a_1, b)(\omega) = 1 - \delta$ , then it follows that  $\text{Tr}[\rho(a_1)^{1/2}\rho(a_2)^{1/2}] \leq \epsilon^{1/2} + \delta^{1/2}$ . If, in addition,  $\rho(a_1) = |a_1\rangle\langle a_1|$  and  $\rho(a_2) = |a_2\rangle\langle a_2|$ , then we have  $|\langle a_1|a_2\rangle|^2 \leq \epsilon^{1/2} + \delta^{1/2}$ .

### 3.2 Freedom of choice for density operators

The preceding upper bound on overlap of density operators imposed by insisting that a model agree with an experimental record invites the question: what positive lower bound on the overlap of prepared density operators can be imposed by the same insistence? The answer turns out to be “none,” as we shall now state and prove. Given any model  $\alpha$  and any two knob settings  $a_1, a_2 \in A$ , we construct a model  $\beta$  that exhibits the same probability distributions as model  $\alpha$  but has zero overlap between  $\rho(a_1)$  and  $\rho(a_2)$  and has a different hamiltonian operator.

**Proposition 2:** For any model  $\alpha$  of the form of Eq. (3), and any knob settings  $a_1, a_2 \in A$ , regardless of  $\text{Overlap}(\rho_\alpha(a_1), \rho_\alpha(a_2))$ , there is a model  $\beta$  that gives the same probability distributions while  $\text{Overlap}(\rho_\beta(a_1), \rho_\beta(a_2)) = 0$ .

*Proof by construction:* Let  $H_\beta$  be the direct sum of 3 possibly infinite Hilbert spaces  $H_0, H_1$ , and  $H_2$ , each a copy of the Hilbert space  $H_\alpha$  of model  $\alpha$ :  $H_\beta = H_0 \oplus H_1 \oplus H_2$ . Let  $E_\beta(b)(c)$  be the direct sum of three copies of  $E_\alpha(b)(c)$ , one for each of the  $H_j$ ; similarly, let  $U_\beta$  be the direct sum of three copies of  $U_\alpha$ . Define  $\rho_\beta$  by

$$\rho_\beta(a) = \begin{cases} \rho_\alpha \oplus 0 \oplus 0 & \text{if } a \neq a_1 \text{ and } a \neq a_2; \\ 0 \oplus \rho_\alpha(a_1) \oplus 0 & \text{if } a = a_1; \\ 0 \oplus 0 \oplus \rho_\alpha(a_2) & \text{if } a = a_2. \end{cases} \quad (10)$$

This defines a model  $\beta$  of the form of Eq. (3) for which we have

$$(\forall a \in A, b \in B, t \in I, \omega \in M) \quad \mu_\alpha(a, b, t)(\omega) = \mu_\beta(a, b, t)(\omega), \quad (11)$$

but for the Overlap as defined in Eq. (4),  $\text{Overlap}(\rho_\beta(a_1), \rho_\beta(a_2)) = 0$ , regardless of the value of  $\text{Overlap}(\rho_\alpha(a_1), \rho_\alpha(a_2))$ .  $\square$

This proof shows the impossibility of establishing by experiment a positive

lower bound on state overlap without reaching outside of logic to make an assumption, or, to put it baldly, to *guess* [6]. The need for a guess, no matter how educated, has the following interesting implication. Any experimental demonstration of quantum superposition depends on showing that two different settings of the  $A$ -knob produce states that have a positive overlap. For example, a superposition  $|a_3\rangle = (|a_1\rangle + e^{i\phi}|a_2\rangle)/\sqrt{2}$  has a positive overlap with state  $|a_1\rangle$ . Because, by Proposition 2, no positive overlap is experimentally demonstrable without guesswork, we have the following:

**Corollary to Proposition 2:** Experimental demonstration of the superposition of states requires resort to guesswork.

### 3.3 Constraint on resolutions of the identity

Much the same story of constraint and freedom holds for resolutions of the identity. For the norm of an operator  $A$  we take  $\|A\| = \max_u \|Au\|$ , where  $u$  ranges over all unit vectors. Then we have:

**Proposition 3:** In order for a model  $\alpha$  to fit relative frequencies  $\nu_r$  in an experimental record, the resolution of the identity must satisfy the constraint

$$\|E_\alpha(b_1)(\omega_c) - E_\alpha(b_2)(\omega_c)\| \geq \max_{a \in A, t \in I} |\nu_r(a, b_1, t)(c) - \nu_r(a, b_2, t)(c)|.$$

*Proof:* Replacing unit vectors by density operators in the definition of the norm results in the same norm, from which we have

$$\begin{aligned} \|E_\alpha(b_1)(\omega_c) - E_\alpha(b_2)(\omega_c)\| &\geq \max_{a \in A} |\text{Tr}[U_\alpha(t)\rho_\alpha(a)U_\alpha^\dagger(t)E_\alpha(b_1)(\omega_c)] \\ &\quad - \text{Tr}[\rho_\alpha(a)E_\alpha(b_2)(\omega_c)]| \\ &= \max_{a \in A} |\nu_r(a, b_1)(c) - \nu_r(a, b_2)(c)|. \end{aligned}$$

□

### 3.4 Freedom of choice for resolutions of the identity

Can any positive upper bound less than 1 on  $\|E_\alpha(b_1)(\omega_c) - E_\alpha(b_2)(\omega_c)\|$  be imposed by requiring that model  $\alpha$  fit experimental relative frequencies? Even if the relative frequencies fit perfectly to a model  $\alpha$  for which  $E_\alpha(b_1)(\omega_c)$  and  $E_\alpha(b_2)(\omega_c)$  have identical projections in  $H_a$  for all  $a$  and all  $c$ , one can always map the (infinite-dimensional) Hilbert space into itself by a proper injection, so that there is a subspace  $H_\perp$  orthogonal to all the  $H_a$ ; then one can introduce a model  $\beta$  for which  $E_\beta(b_1)(\omega_c)$  and  $E_\beta(b_2)(\omega_c)$  are as different as one wants in their projections on  $H_\perp$ , so that for each  $c$  one can have zero as the projection

of  $E_\beta(b_1)(\omega_c)$  in  $H_\perp$  and the unit operator as the projection of  $E_\beta(b_2)(\omega_c)$  in  $H_\perp$ . Then  $E_\beta(b_1)(\omega_c)$  and  $E_\beta(b_2)(\omega_c)$  differ by 1 in norm. Thus we have:

**Proposition 4:** Measured relative frequencies can impose no positive upper bound less than 1 on  $\|E(b_1)(\omega_c) - E(b_2)(\omega_c)\|$ .

*Remarks:*

- (1) The proofs of Propositions 2 and 4 demonstrate a logical gap between probabilities calculated in a quantum model and relative frequencies extracted from experimental records: something beyond logic is necessary to choose states and operators by which to model any experimental record.
- (2) Suppose models  $\alpha$  and  $\beta$  share a format and  $\mu_\alpha = \mu_\beta$ , but the  $\alpha$ -states have overlaps differing from those of the  $\beta$ -states. Then there is always some resolution of the identity  $E'$  outside those of either model yielding probability distributions that distinguish density operator  $\rho_\alpha$  of model  $\alpha$  from  $\rho_b$  of model  $\beta$  and hence distinguish model  $\alpha$  from model  $\beta$ . Thus if both models are extended by adjoining an additional knob setting, so that  $B$  is changed to  $B' = B \cup \{b'\}$ , and the functions  $E_\alpha$  and  $E_\beta$  are extended by defining  $E_\alpha(b') = E_\beta(b') = E'$ , then the two extensions conflict in their probabilities. In this sense the models  $\alpha$  and  $\beta$  conflict concerning their predictions, as discussed in [8].
- (3) In situations addressed in quantum decision theory, the purpose of obtaining an experimental outcome is to help some agent (person or thing) to decide which of the states asserted as possible by a chosen model was prepared at that trial [9]. The “help to decide” depends on a set of states considered possible, and arriving at this set requires choosing a quantum-mechanical model. Proposition 2 displays a logical gap between quantum states as mathematical symbols used in descriptions of devices and experimental results of using the devices. It is for this reason we say: quantum states, while they can be written on the blackboard, cannot be found among physical devices of an experiment. States belong to models and multiple conflicting models are the norm.

## 4 Perspective on quantum mechanics

Because multiple, conflicting proposals for models of devices are consistent with whatever experimental evidence may be on hand, the choice of models to guide an experimental endeavor or to summarize its results is in part free. In modeling an experiment with devices one invokes particles, and if the probabilities of the model fit the experimental relative frequencies of outcomes well enough, one speaks of experimental confirmation of the particles; however, the statement that one has “seen the particles,” crucial to physics, requires standing on a platform of guesswork and metaphor. For this reason, agreement

within any community on a single model is hardly to be commended. Here we show how recognizing the diversity of models that fit any given experiment both encourages the invention of models and clarifies the rules that give quantum-mechanical language its form.

#### 4.1 *Distinct logical categories bridged by metaphors*

In any endeavor that joins quantum-mechanical models to experiments, several categories of activity are involved, some on the mathematical modeling side, and others on the experimental side. Each of these categories of activity involves the use of language, and within each category the language used is relatively tight. An analogy in mathematics is the distinct rules, based on distinct axioms, that define plane geometry as distinct from spherical geometry. But in physics we need to associate acts in one category with acts in another. This is done by using the same words, such as *spacetime*, *photon*, and *measurement*, in different categories. This use across categories has both the power and the risk of metaphor.

To begin with, experimental work makes use of clocks and rulers to assign spacetime coordinates to knob settings, signal transmissions, detections, *etc.* These experimentally generated coordinates are thought of as points of a spacetime that we will refer to as a ‘linear spacetime’ of an experiment. To relate the experiment to quantum mechanics, one must invoke a second ‘cyclic’ experimental spacetime onto which the linear spacetime is folded, like a thread wound around a circle, so that knob settings and experimental outcomes for different trials pertaining to the same experiment are folded on top of each other; this is necessary to collect outcomes of different trials into a common bin labeled in terms of any given theoretical outcome. In addition, any quantum-mechanical model involves a distinct model spacetime of the Schrödinger equation (or its relativistic generalization), on which particles as theoretical constructs are defined.

In some uses the particle word *electron* denotes things mathematical, and in other uses it denotes experiences in the laboratory. In physics, one uses the same word with more than one denotation. For example, in applying equations of a model to an experiment, one might use the word *electron* to mean, at the same time, a solution of the Dirac equation defined on a model spacetime *and* a flash from a phosphor on a screen in the linear experimental spacetime that is folded onto the cyclic experimental spacetime. *Electron*, *photon*, *etc.* in their disparate uses work as metaphors to suggest (though they cannot logically imply) links between incommensurable logical categories. This linking is so automatic that it is easy to overlook. It shows up, however, when one encounters a surprise that prompts changing one of several denotations without changing the others: one changes the equations for the electron without changing the experimental arrangements, or *vice versa*. Becoming aware of

distinct logical categories and noticing how the same word straddles different categories, connected by metaphor, encourage invention by encouraging the revision of metaphorical links of one category to another, without disturbing the logic within any category.

#### 4.2 *Multiple components of an outcome; signal and probe particles*

The recognition of contending models combines with the long recognized freedom to include more or less of the measuring instrumentation within the scope of a quantum model [3] to enhance the utility of i) multiple components of an outcome, and ii) a distinction between signal states and probe states, involving signal particles and probe particles, respectively.

The vector space of multi-particle wave functions defined on a model spacetime is a tensor product (or graded sum of tensor products) with one factor for each particle. For a resolution of the identity that factors into one factor for each particle, we shall view the single theoretical outcome for the tensor product space as consisting of a list of components, one component for each of the factors. In this way a probability density for multi-component outcomes that can be seen as a joint probability density for the component parts of the outcome, and hence models the joint statistics of the detecting of many particles.

As is well known, modeling involves an artificial boundary between states (as modeled by density operators) and measuring devices (as modeled by resolutions of the identity); and a modeler always has the freedom to shift this boundary to include more of the measuring devices within the scope of the density-operator part of the model [3]. For example, a coarse model  $\alpha$  can portray a detecting device by a resolution of the identity. While a resolution of the identity has no innards, detecting devices do, and one can experiment with and analyze what goes on in them. To model such a device, say a photodiode and its accompanying circuitry, one can always replace model  $\alpha$  by a more detailed model  $\beta$  as follows. The state of model  $\alpha$  is replaced by what in model  $\beta$  we call the *signal* state. This signal state is a factor in a tensor product (or more generally a sum of tensor products) that expresses, in addition to the signal state, factors for various *probe particles* thought of as part of what in model  $\alpha$  was relegated to the measuring devices. In model  $\beta$  the signal state interacts with a probe state, after which a measurement is made of the probe state, as modeled by “a resolution of the identity” that works on the probe factor, not the signal factor. Thus according to model  $\beta$  the signal state is measured only indirectly, via a probe.

### 4.3 Measurement times

Recognizing choice as intrinsic to modeling clarifies a variety of times relevant to quantum measurements. For example, consider an experiment modeled by a quantum model  $\alpha$ , according to which each trial ends with a measurement of a state made at a time  $t_\alpha$ , with zero time duration. As just discussed, we can always model the same experiment at a more detailed level of description by a model  $\beta$  in which the state of model  $\alpha$  appears as the *signal* state, and the signal state interacts with a probe state, after which a measurement is made of the probe state. In model  $\beta$ , the point time  $t_\alpha$  is replaced by a time stretch including  $t_\alpha$  during which the signal and probe states interact, and the measurement of the probe particle can occur at some time  $t_\beta$  arbitrarily later than  $t_\alpha$ . The model  $\beta$  separates the time during which the signal state interacts with the probe from the time at which a measurement of the probe is made. When more than one probe particle is invoked, a single resolution of the identity and a unitary operator evaluated for a single value of its time parameter can model a succession of probe interactions taking place over a succession of time durations, followed by simultaneous measurement of the probes. Hence a succession of “times of measurement” in the sense of interactions can be expressed by a single resolution of the identity. (The story regresses in that one can model in more detail the measurement of the probe as an interaction with still another probe, *etc.*)

Another “interaction time” is relevant to measurements of spatially dispersed signal states that require entangled probes, *i.e.* entangled states of two or more probe particles. For entangled probes to be generated, the probe particles have to have interacted with each other, either directly or via intermediaries. In relativistic quantum mechanics, this presupposes a time duration prior to the interaction of the probes with the signal state, sufficient for light to propagate from a site of (direct or indirect) interaction of the probes with each other to the locations at which the probe particles interact with the spatially dispersed signal state.

### 4.4 Purging a conflict from quantum language

Failure to recognize choices inherent in modeling is responsible for the unfortunate postulate of “state reduction” that asserts an effect on a quantum state of a resolution of the identity, in logical conflict with the Schrödinger equation as the means of describing time evolution [10]. The apparent need for a postulate to deal with a change of state induced by a resolution of the identity evaporates when one recognizes the freedom in modeling an experiment to choose a level of detail that makes suitable interactions explicit. What at a coarser level of modeling is a “state to be measured repeatedly” can always be modeled at a finer level as what we can call a *signal* state that interacts with a succession of probe states, followed by a simultaneous measurement of all the

probe states, expressed by a single application of a (more complex) resolution of the identity to the composite state that, in general, is a superposition of tensor products of the signal state and all the probe states. This does away with any need for a postulate to deal with the effect of a resolution of the identity on a state.

Although inconsistent as a postulate, reduction can work as a calculational trick. A multi-particle wave function leads to a joint probability density of detection of the several particles. Any joint probability density defines conditional probability densities for detecting some of the particles given outcome components for other particles, and one can look for a wave function for the “other particles” that fits into an equation of the form of Eq. (3) to generate these conditional probabilities. In some cases, this wave function is just that obtained by the rule of state reduction. Such use of a reduced wave function requires no *postulate*.

## 5 Balancing in a detector: experiment and model

Now we turn back to discuss particle detectors, both experimentally and in terms of quantum models. A detector that decides between two possible experimental outcomes—we call it a binary detector—produces its experimental outcome for a given trial only indirectly. As phrased in the engineering language of inputs and outputs, the detector produces directly an *output*, such as a small pulse of electrical current through a photo-diode. This *output* is no experimental *outcome* that can be bridged to a theoretical output in the sense of quantum mechanics; to get an experimental *outcome* one has to *classify* the *output*, to put it into one of two bins, so to speak, and this involves a decision made according to some criterion [6]. In borderline cases the classification depends sensitively on the choice of criterion, so that a small change in criterion can produce a different *outcome* for a given *output*.

The classical sketch of two bins and a ball, backed by experimental evidence, points to the possibility of the output of a detecting device teetering on the boundary between the region where it will result in an outcome of 0 and the region where it will result in an outcome of 1. We want to explore this both experimentally and in quantum modeling. The two explorations go hand in hand, for to design and interpret such experiments, one needs a model of actual and contemplated devices; conversely because any quantum model of a device pertains to statistics of an experiment in which the device plays some role, to model the teetering of the output of a detecting device, one needs an experimental design that measures this teetering.

Detectors incorporate pulse-shaping circuits, and in those circuits there is balancing and teetering. Thirty years ago we carried out an experiment with pulse-shaping circuits that is relevant to detectors that employ them. Although

we thought then not in quantum but in circuit terms, we now recognize that the format of the record of that experiment is compatible with a class of quantum models, and we shall offer one. The quantum model to be offered provides a beachhead for the design of future experiments to exploit an added dimension to the outcomes of binary detectors, an essentially quantum phenomenon, previously obscured by the “noise” invoked in classical analysis.

### 5.1 *Experimental design*

Teetering of an output has been noticed in digital computers, where it can lead to disagreement between two parties to which the output fans out, a phenomenon that is sometimes referred to as a *glitch* [1]. One party classifies the output as a 1 while the other party classifies it as a 0. Both in computer design and in the design of detectors for weak signals, standard practice reduces the chance of such disagreement by interposing pulse-shaping circuitry and a waiting time between the sensing element (*e.g.* photo-diode) and the production of the device output. The pulse-shaping circuitry consists of a differential amplifier that amplifies the difference between the sensing-element output, such as a small current pulse, and a reference level. The amplifier output drives a bistable flip-flop  $F_0$ , shown in Fig. 1, intended to respond by producing a clear 0 or 1. In borderline cases, however, the flip-flop  $F_0$  can produce a teetering output. It is known that waiting longer between exciting  $F_0$  and reading its output reduces the chance that it is still teetering [1]. This combination of regenerative amplification and waiting is called *arbitration*. Arbitration fails—a glitch happens—when even after the waiting time  $T$  the output of  $F_0$  still teeters in a metastable condition between a low voltage implementing a 0 and a high voltage implementing a 1.

To experiment with the teetering of a detecting device  $D_0$  that includes an arbitrating flip-flop  $F_0$ , we make the device  $D_0$ , including  $F_0$ , the subject of investigation. The output of  $F_0$  is made to fan out, as shown in Fig. 2, to a matched pair of flip-flops,  $F_1$  and  $F_2$ , each of which acts as an auxiliary detector of the output of  $D_0$ . The flip-flops  $F_1$  and  $F_2$  are clocked at a time  $T$  later than is  $F_0$ . The experimental outcome consists of two binary components, one from  $F_1$  and the other from  $F_2$ . If after the waiting time  $T$  the output of  $D_0$  is still teetering, one flip-flop can be set to 1 while the other sits at 0, and the disagreement between the two flip-flops registers the teetering of the output of  $D_0$ . Although disagreements under fan out are known in computer hardware as a form of failure—*glitches*—we exploit them here as a sensitive tool for characterizing sources of light or other particles in relation to a reference threshold.

Putting the flip-flop  $F_0$  into a metastable state takes very sensitive adjustment, practically impossible without feedback. Over a series of trials run at a rate of 3 MHz, a running average of the outcomes produced by  $F_1$  and  $F_2$  is accumulated and fed back to regulate the pulse.



In our experiment thirty years ago we captured the teetering of a flip-flop  $F_0$  in a setup that replaced the detecting element by a laboratory generator of weak electrical pulses, with the result shown in Fig. 3; however, the basic design with its use of disagreements to register teetering is applicable to studies of detectors, and indeed invites the innovation of incorporating a photo-diode or photo-transistor directly into the flip-flop  $F_0$ , by replacing or augmenting one of the usual transistors of  $F_0$  by a photo-sensitive element.

## 5.2 *Quantum modeling of balancing in detectors*

To model the teetering of a detecting device  $D_0$  that includes an arbitrating flip-flop  $F_0$ , we consider an experiment which makes teetering visible by fanning out the output of  $F_0$  to auxiliary flip-flops  $F_1$  and  $F_2$  that can register that teetering by their disagreement. Traditional analyses of solid-state detecting devices and of their associated flip-flops invoke quantum mechanics only to determine parameters for classical stories involving voltage and current. In that vein, teetering in a photo-diode-based detector that employs an arbitrating flip-flop made of transistors can be analyzed as arising in two ways: first, there can be teetering in the entry of electrons and holes into the conduction band of the photo-diode; second, there can be teetering in the response of  $F_0$  to whatever amplified pulse comes from the photo-diode. Although both these teeterings involve electrons and holes going into a conduction band, the statistical spread of outputs for a given state is blamed on *noise*, and known analyses of a flip-flop invoke *noise* to evade the embarrassment of a possible infinite hesitation.

Instead of the many electrons and holes invoked in traditional solid-state analyses, our simplified quantum model invokes just two rather artificial probe particles (after all, even models calling on electrons and holes take guesswork), sufficient to exhibit disagreements under fan out as an essentially quantum phenomenon to be expected of detecting devices even at zero temperature. We model teetering in a detector in its dependence on both the signal detected and a waiting time  $T$  that reduces the chance of disagreement between components of an outcome. Our aim is not to prove anything but to inspire experiments aimed at improving detectors and imparting to them the new dimension of registering disagreements under fan out.

We would like to model the physics of detection as an interaction between a signal state to be detected and two probe-particle states, followed by a measurement of the probe states as expressed by a resolution of the identity. The interaction—a scattering process—results in an out-state consisting of a sum (or integral) of products, each of which has a factor for the light and a factor for the particles of the detector. A measurement of the detector particles is then expressible by a resolution of the identity that ignores the signal state and deals only with the probe states; *i.e.*, a tensor product having the unit

operator as the factor for the signal state. Consequently the probabilities of theoretical outcomes of the detection are expressible by a reduced density operator obtained by tracing out the outgoing signal states. In the first-cut model presented here, we make the simplification of dealing with a pure-state density operator for the probe states in a model of the effect of the signal state and of the waiting time  $T$  on the probability of a disagreement; we make the further simplification of expressing the effect of the signal state merely as that of preparing at time 0 a pair of probe-particle wave functions.

For simplicity, the probe-particle wave functions have only one space dimension. Let  $x$  be the space coordinate for one particle and  $y$  be the space coordinate for the other particle (so  $x$  and  $y$  are coordinates for two particles moving in the same single space dimension, not for one particle with two space dimensions). The difference between one possible signal state and another is reflected by concentrating the wave functions for the probes slightly to one side or the other of the energy hump, but in any case straddling the hump. Arbitration shows up most strongly in the borderline case of a signal state that puts the probe-particle wave functions evenly over the energy hump that is peaked at  $x = 0, y = 0$ . The idea is that, as time evolves, the probes will likely evolve away from the hump, so that each probe can be detected as well on either one side of the hump or the other. In this way we model the experimental outcomes  $c_1, c_2$  produced by flip-flops  $F_1, F_2$  as follows: 00 corresponds to theoretical position outcomes  $x, y < 0$ ; 01 to  $x < 0, y > 0$ , 10 to  $x > 0, y < 0$ , and 11 to  $x, y > 0$ . By assuming a coupling between the two probe particles, we will model how waiting until time  $T$  to detect the probe particles diminishes the chance of disagreement between  $F_1$  and  $F_2$ , *i.e.* diminishes the probability of  $x$  and  $y$  being measured with different signs.

Here is the 2-particle Schrödinger equation which is the heart of this model. Characterizing a 1-bit recording device by an energy hump and assuming that what matters about this hump for long-time settling behavior is its curvature, we start by expressing uncoupled particles traveling in the presence of a parabolic energy hump. A single such particle, say the  $x$ -particle, is expressed by

$$i\hbar \frac{\partial}{\partial t} \psi(x, t) = \left( -\frac{\hbar^2}{2m} \frac{\partial^2}{\partial x^2} - \frac{kx^2}{2} \right) \psi(x, t). \quad (12)$$

Equation (12) is the quantum-mechanical equation for an unstable oscillator, the instability coming from the minus sign in the term proportional to  $x^2$ . To model a 1-bit recording device that can be read twice, we augment this equation by adding a  $y$ -particle. The effect of the energy hump on this particle is then expressed by a term  $-ky^2/2$  in the hamiltonian. In order to produce growth over time in the correlation of the detection probabilities, we put in the coupling term  $\frac{1}{4}k\lambda(x-y)^2$ . This produces the following two-particle Schrödinger equation:

$$\begin{aligned}
i\hbar \frac{\partial}{\partial t} \psi(x, y, t) = & -\frac{\hbar^2}{2m} \left( \frac{\partial^2}{\partial x^2} + \frac{\partial^2}{\partial y^2} \right) \psi(x, y, t) \\
& + \frac{k}{2} \left( -x^2 - y^2 + \frac{\lambda}{2}(x - y)^2 \right) \psi(x, y, t).
\end{aligned} \tag{13}$$

The natural time parameter for this equation is  $\omega^{-1}$  defined here by  $\omega \stackrel{\text{def}}{=} \sqrt{k/m}$ ; similarly there is a natural distance parameter  $\sqrt{\hbar/m\omega}$ .

### 5.3 Initial conditions

For the initial condition, we will explore a wave packet of the form:

$$\psi(x, y, 0) = \frac{1}{\pi^{1/2}b} \exp[-(x - c)^2/2b^2] \exp[-(y - c)^2/2b^2]. \tag{14}$$

For  $c = 0$ , this puts the recording device exactly on edge, while positive or negative values of  $c$  bias the recording device toward 1 or 0, respectively.

### 5.4 Solution

As discussed in Appendix A, the solution to this model is

$$\begin{aligned}
|\psi(x, y, t)|^2 = & \frac{1}{\pi B_1(t) B_2(t)} \\
& \times \exp \left\{ - \left( \frac{x + y}{\sqrt{2}} - c\sqrt{2} \cosh t \right)^2 / B_1^2(t) - \frac{(x - y)^2}{2B_2^2(t)} \right\},
\end{aligned} \tag{15}$$

with

$$\begin{aligned}
B_1^2(t) = & b^2 \left[ 1 + \left( \frac{\hbar^2}{\omega^2 m^2 b^4} + 1 \right) \sinh^2 t \right], \\
B_2^2(t) = & b^2 \left[ 1 + \left( \frac{\hbar^2}{\omega^2 m^2 b^4 (\lambda - 1)} - 1 \right) \sin^2 \sqrt{\lambda - 1} t \right].
\end{aligned} \tag{16}$$

The probability of two detections disagreeing is the integral of this density,  $|\psi(x, y, t)|^2$ , over the second and fourth quadrants of the  $(x, y)$ -plane. For the especially interesting case of  $c = 0$ , this integral can be evaluated explicitly as shown in Appendix A:

$$\begin{aligned} & \Pr(F_1 \text{ and } F_2 \text{ disagree at } t) \\ &= \frac{2}{\pi} \tan^{-1} \left( \frac{1 + \left[ \frac{\hbar^2}{\omega^2 m^2 b^4 (\lambda - 1)} - 1 \right] \sin^2 \sqrt{\lambda - 1} \omega t}{1 + \left( \frac{\hbar^2}{\omega^2 m^2 b^4} + 1 \right) \sinh^2 \omega t} \right)^{1/2}. \end{aligned} \quad (17)$$

This formula works for all real  $\lambda$ . For  $\lambda > 1$ , it shows an oscillation, as illustrated in Fig. 3. For the case  $0 < \lambda < 1$ , the numerator takes on the same form as the denominator, but with a slower growth with time and lacking the oscillation, so that the probability of disagreement still decreases with time, but more slowly. Picking values of  $b$  and  $\lambda$  to fit the experimental record, we get the theoretical curve of Fig. 3, shown in comparison with the relative frequencies (dashed curve) taken from the experimental record. For the curve shown,  $\lambda = 1.81$  and  $b = 0.556$  times the characteristic distance  $\sqrt{\hbar/\omega m}$ . According to this model  $\alpha$ , a design to decrease the half-life of disagreement calls for making both  $k/m$  and  $\lambda$  large. Raising  $\lambda$  above 1 has the consequence of the oscillation, which can be stronger than that shown in Fig. 3. When the oscillation is pronounced, the probability of disagreement, while decreasing with the waiting time  $t$ , is not monotonic, so in some cases judging sooner has less risk of disagreement than judging later.

### 5.5 *An alternative to model $\alpha$*

Proposition 2 of Sec. 3 asserts that whenever one model works, so do other quite different models, and indeed we can construct alternatives to the above model  $\alpha$  of a 1-bit recording device. Where model  $\alpha$  distinguishes an initial condition for writing a 0 from that for writing a 1 by “placing a blob,” expressed in the choice of the value of  $c$  in Eq. (14), a model  $\beta$  can distinguish writing a 0 from writing a 1 by “shooting a particle at an energy hump” with less or more energy of wave functions initially concentrated in a region in which  $x$  and  $y$  are negative and propagating toward the energy saddle at  $x, y = 0$ . Model  $\beta$  can preserve the interpretation of detection probabilities (e.g.,  $x, y > 0$  corresponds to both detectors reading a 1). Hints for this construction can be found in the paper of Barton [11], which contains a careful discussion of the energy eigenfunctions for the single inverted oscillator of Eq. (A.9), as well as of wave packets constructed from these eigenfunctions.

Such a model  $\beta$  based on an energy distinction emphasizes the role of a 1-bit recording device as a decision device: it “decides” whether a signal is above or below the energy threshold. For this reason, energy-based models of a 1-bit recording device exposed to a race condition can be applied to detectors working at the threshold of detectability. It would be interesting to look for the behavior shown here for recording devices, including the oscillation, in a photo-detector used to detect light at energies at or below a single-photon level.

### 5.6 The dependence of probability of disagreement on $\hbar$

For finite  $b$ , the limit of Eq. (17) as  $\hbar \rightarrow 0$  is

$$\Pr(F_1 \text{ and } F_2 \text{ disagree at } t) = \frac{2}{\pi} \tan^{-1} \left( \left| \frac{\cos \sqrt{\lambda - 1} \omega t}{\cosh \omega t} \right| \right). \quad (18)$$

This classical limit of model  $\alpha$  contrasts with the quantum-mechanical Eq. (17) in how the disagreement probability depends on  $\lambda$ . Quantum behavior is also evident in entanglement exhibited by the quantum-mechanical model. At  $t = 0$  the wave function is the unentangled product state of Eq. (14). Although it remains in a product state when viewed in  $(u, v)$ -coordinates discussed in Appendix A, as a function of  $(x, y)$ -coordinates it becomes more and more entangled with time, as it must to exhibit correlations in detection probabilities for the  $x$ - and  $y$ -particles. By virtue of a time-growing entanglement and the stark contrast between Eq. (17) and its classical limit, the behavior of the 1-bit recording device exhibits quantum-mechanical effects significantly different from any classical description.

The alternative model  $\beta$  based on energy differences can be expected to depend on a *sojourn time* with its interesting dependence on Planck's constant, as discussed by Barton [11]. Another variation in models, call it  $\gamma$ , would distinguish between 0 and 1 in terms of momenta rather than location; it too is expected to have a robust dependence on  $\hbar$ . These models thus bring Planck's constant into the description of decision and recording devices, not by building up the devices atom by atom, so to speak, but by tying quantum mechanics directly to the experimentally recorded relative frequencies of outcomes of uses of the devices.

## 6 Balancing to characterize a force

Formally recognizing the distinction between theory and experimental practice sets up the possibility of recognizing disagreements and of employing them in instrumentation. As sketched above, this recognition emphasizes quantum mechanics as a physics of devices, in which particles, rather than being studied for their own sake, are invented and viewed as hypotheses to explain and predict the recordable behavior of devices such as lasers and mirrors.

Augmenting the arbitrating flip-flop of a detector by arranging for it to fan out to a matched pair of auxiliary flip-flops makes teetering of the detector output visible in disagreements between the auxiliary flip-flops. In the reported experiment, this “coin-on-edge” detection, by means of disagreement, not only confirms the quantum model of teetering in a detector, but also serves as an instrument, both conceptual and practical, that can give an added dimension to the characterization of signal sources.

For example, to experimentally characterize a source of weak light by means of binary detectors, one performs a number of trials and tallies the number of 0's relative to number of 1's. With a conventional binary detector equipped with an adjustable threshold, modeled by an adjustable energy hump, one can set the threshold so that detector outcomes run about 50-50. Then the threshold setting gives a parameter that characterizes the strength of the light source. When a "coin-on-edge" detector is used, we get another dimension. For a given threshold setting, many different light sources can result in a distribution that is about even between 0's and 1's. Among these sources, however, there is another distinction to be made, namely the fraction of disagreements. That fraction of disagreements is the added dimension: the more pure the light (in a sense yet to be made precise), the more the disagreements.

From the standpoint of quantum mechanics, the measurement of a force can only be accomplished by means of particle detectors, which makes balancing in detectors critical to both the conception and the design of experiments to do with all forces, including gravitational ones. Distinguishing within quantum theory between equations and devices gives weight to detecting devices as definers of force. That recognized, matched auxiliary detectors used to capture teetering impart to the definition of force an unsuspected "dimension," namely, the statistics of disagreements between matched auxiliary detectors, applicable to whatever form of force one undertakes to conceive of in terms of the balance instrument.

## 7 Acknowledgments

Tai Tsun Wu called our attention to the conflict between the Schrödinger equation and state reductions. We thank Howard E. Brandt for discussions of quantum mechanics. We thank Dionisios Margetis for analytic help.

This work was supported in part by the Air Force Research Laboratory and DARPA under Contract F30602-01-C-0170 with BBN Technologies.

## Appendix A. Solution to Model $\alpha$ of a 1-bit recording device

Starting with Eq. (13), and writing  $t$  as the time parameter times a dimensionless "t" and  $x$  and  $y$  as the distance parameter times dimensionless "x" and "y," respectively, we obtain

$$i \frac{\partial}{\partial t} \psi(x, y, t) = \frac{1}{2} \left( -\frac{\partial^2}{\partial x^2} - \frac{\partial^2}{\partial y^2} - x^2 - y^2 + \frac{\lambda}{2}(x - y)^2 \right) \psi(x, y, t). \quad (\text{A.1})$$

This equation is solved by introducing a non-local coordinate change:

$$u = \frac{x+y}{\sqrt{2}} \quad \text{and} \quad v = \frac{x-y}{\sqrt{2}}. \quad (\text{A.2})$$

With this change of variable, Eq. (A.1) becomes

$$i \frac{\partial}{\partial t} \psi(u, v, t) = \frac{1}{2} \left( -\frac{\partial^2}{\partial u^2} - \frac{\partial^2}{\partial v^2} - u^2 + (\lambda - 1)v^2 \right) \psi(u, v, t), \quad (\text{A.3})$$

for which separation of variables is immediate, so the general solution is a sum of products, each of the form

$$\psi(u, v, t) = \phi(u, t)\chi(v, t). \quad (\text{A.4})$$

The function  $\phi$  satisfies its own Schrödinger equation,

$$\left( i \frac{\partial}{\partial t} + \frac{1}{2} \frac{\partial^2}{\partial u^2} + \frac{u^2}{2} \right) \phi(u, t) = 0, \quad (\text{A.5})$$

which is the quantum-mechanical equation for an unstable harmonic oscillator, while  $\chi$  satisfies

$$\left( i \frac{\partial}{\partial t} + \frac{1}{2} \frac{\partial^2}{\partial v^2} + \frac{1-\lambda}{2} v^2 \right) \chi(v, t) = 0, \quad (\text{A.6})$$

which varies in its interpretation according to the value of  $\lambda$ , as follows: (a) for  $\lambda < 1$ , it expresses an unstable harmonic oscillator; (b) for  $\lambda = 1$ , it expresses a free particle; and (c) for  $\lambda > 1$  it expresses a stable harmonic oscillator. The last case will be of interest when we compare behavior of the model with an experimental record.

By translating Eq. (14) into  $(u, v)$ -coordinates, one obtains initial conditions

$$\phi(u, 0) = \pi^{-1/4} b^{-1/2} \exp \left\{ -\frac{(u - \sqrt{2}c)^2}{2b^2} \right\}, \quad (\text{A.7})$$

$$\chi(v, 0) = \pi^{-1/4} b^{-1/2} \exp \left\{ -\frac{v^2}{2b^2} \right\}. \quad (\text{A.8})$$

The solution to Eq. (A.5) with these initial conditions is given by Barton [11]; we deal with  $\phi$  and  $\chi$  in order. From (5.3) of Ref. [11], one has

$$|\phi(u, t)|^2 = \frac{1}{\pi^{1/2} B_1(t)} \exp \left\{ \frac{-(u - c\sqrt{2} \cosh t)^2}{B_1^2(t)} \right\}, \quad (\text{A.9})$$

where

$$B_1^2(t) = b^2 \left[ 1 + \left( \frac{1}{b^4} + 1 \right) \sinh^2 t \right]. \quad (\text{A.10})$$

Similarly, integrating the Green's function for the stable oscillator ( $\lambda > 1$ ) over the initial condition for  $\chi$  yields

$$|\chi(v, t)|^2 = \frac{1}{\pi^{1/2} B_2(t)} \exp \left\{ \frac{-v^2}{B_2^2(t)} \right\}, \quad (\text{A.11})$$

where

$$B_2^2(t) = b^2 \left[ 1 + \left( \frac{1}{b^4(\lambda - 1)} - 1 \right) \sin^2 \sqrt{\lambda - 1} t \right]. \quad (\text{A.12})$$

Multiplying these and changing back to  $(x, y)$ -coordinates yield the joint probability density

$$\begin{aligned} |\psi(x, y, t)|^2 &= \frac{1}{\pi B_1(t) B_2(t)} \\ &\times \exp \left\{ - \left( \frac{x + y}{\sqrt{2}} - c\sqrt{2} \cosh t \right)^2 / B_1^2(t) - \frac{(x - y)^2}{2B_2^2(t)} \right\}. \end{aligned} \quad (\text{A.13})$$

The probability of two detections disagreeing is the integral of this density over the second and fourth quadrants of the  $(x, y)$ -plane. This is most conveniently carried out in  $(u, v)$ -coordinates. For the especially interesting case of  $c = 0$  (and  $\lambda > 1$ ), this integral can be transformed into

$$\begin{aligned} &\Pr(F_1 \text{ and } F_2 \text{ disagree at } t) \\ &= \frac{1}{\pi B_1(t) B_2(t)} \int_{-\infty}^{\infty} dv \int_{-v}^v du \exp \left\{ \frac{-u^2}{B_1^2(t)} - \frac{v^2}{B_2^2(t)} \right\} \\ &= \frac{4}{\pi} \int_0^{\infty} e^{-V^2} dV \int_0^{B_2(t)V/B_1(t)} dU e^{-U^2} \\ &= \frac{2}{\pi} \tan^{-1} \left( \frac{B_2(t)}{B_1(t)} \right) \\ &= \frac{2}{\pi} \tan^{-1} \left( \frac{1 + \left[ \frac{1}{b^4(\lambda - 1)} - 1 \right] \sin^2 \sqrt{\lambda - 1} t}{1 + \left( \frac{1}{b^4} + 1 \right) \sinh^2 t} \right)^{1/2}. \end{aligned} \quad (\text{A.14})$$

It is easy to check that this formula works not only when  $\lambda > 1$  but also for the case  $\lambda < 1$ . For  $0 < \lambda < 1$ , the numerator takes on the same form as the denominator, but with a slower growth with time, so that the probability of disagreement still decreases with time exponentially, but more slowly.

Converting Eq. (A.13) from dimensionless back to physical time and distance variables results in Eq. (15) with Eqs. (16), and similarly Eq. (A.14) leads to Eq. (17).



## References

- [1] H. J. Gray, *Digital Computer Engineering*, Prentice Hall, Englewood Cliffs, NJ, 1963, pp. 198–201; T. J. Chaney and C. E. Molnar, *IEEE Trans. Computers* C-22 (1973), 421.
- [2] P. A. M. Dirac, *The Principles of Quantum Mechanics*, 4th ed., Clarendon Press, Oxford, 1958.
- [3] J. von Neumann, *Mathematical Foundations of Quantum Mechanics* (translated by R. T. Beyer), Princeton University Press, Princeton, 1955.
- [4] W. Rudin, *Real and Complex Analysis*, 3rd ed., McGraw-Hill, New York, 1966.
- [5] W. Rudin, *Functional Analysis*, 2nd ed., McGraw-Hill, New York, 1973.
- [6] J. M. Myers and F. H. Madjid, in: *Quantum Computation and Information*, S. J. Lomonaco, Jr. and H. E. Brandt (Eds.), *Contemporary Mathematics Series*, Vol. 305, American Mathematical Society, Providence, 2002, pp. 221–244.
- [7] W. K. Wootters, *Phys. Rev. D* 23 (1981), 357.
- [8] J. M. Myers and F. H. Madjid, *J. Opt. B: Quantum Semiclass. Opt.* 4 (2002), S109.
- [9] C. W. Helstrom, *Quantum Detection and Estimation Theory*, Academic Press, New York, 1976.
- [10] T. T. Wu, personal communication.
- [11] G. Barton, *Annals of Physics (NY)* 166 (1986), 322.

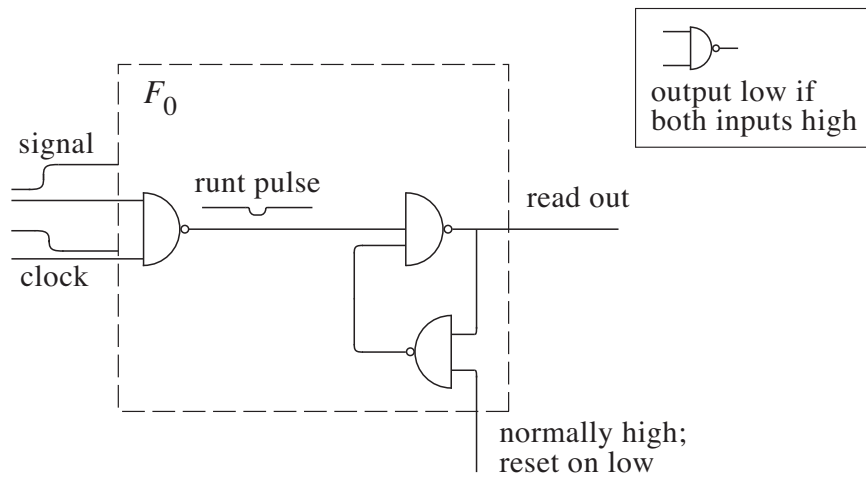


Fig. 1. Flip-flop exposed to race between signal going high and clock going low.

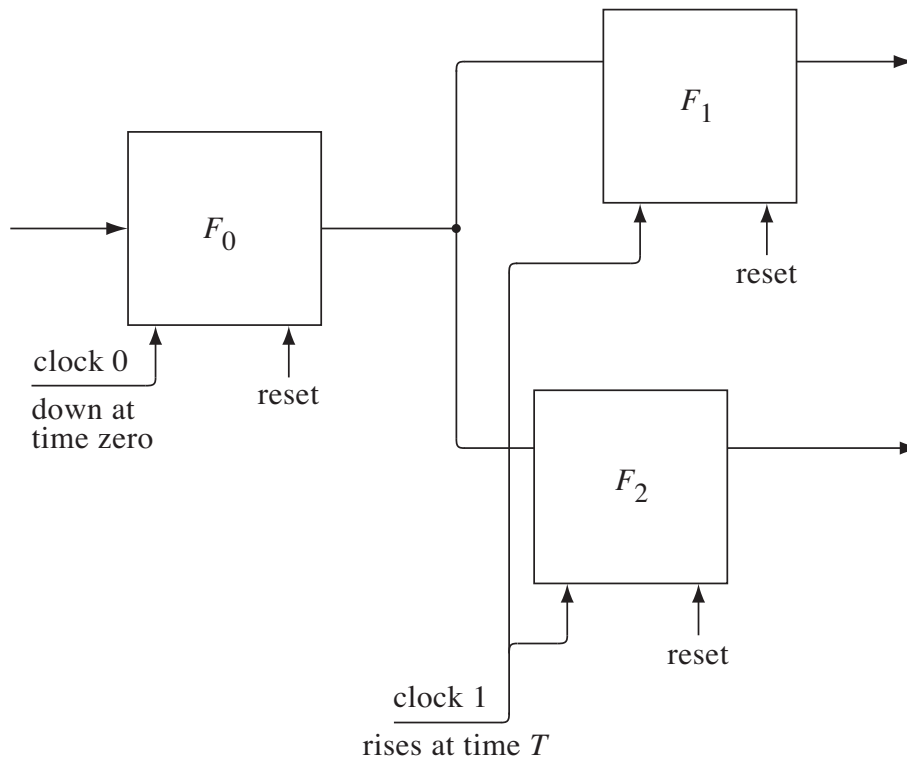


Fig. 2. Flip-flops  $F_1$  and  $F_2$  used to read  $F_0$  after a delay  $T$ .

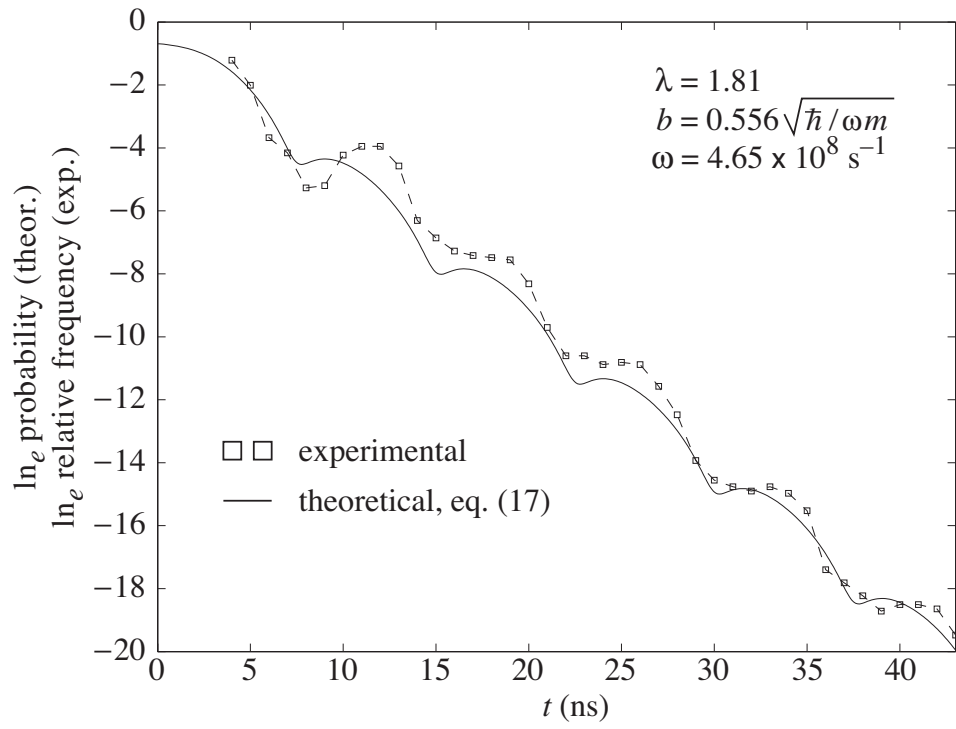


Fig. 3. Probability of disagreement vs. settling time.