

Resonance-enhanced group delay times in an asymmetric single quantum barrier

Chun-Fang LI

Department of Physics, Shanghai University, 99 Shangda Road,

Shanghai 200436, People's Republic of China

and State Key Laboratory of Transient Optics Technology,

Xi'an Institute of Optics and Precision Mechanics,

Academia Sinica, 322 West Youyi Road,

Xi'an 710068, People's Republic of China

Abstract

It is shown that the transmission and reflection group delay times in an asymmetric single quantum barrier are greatly enhanced by the transmission resonance when the energy of incident particles is larger than the height of the barrier. The resonant transmission group delay is of the order of the quasibound state lifetime in the barrier. The reflection group delay can be either positive or negative, depending on the relative height of the potential energies on the two sides of the barrier. Its magnitude is much larger than the quasibound state lifetime. This may lead to novel applications in electronic devices.

PACS numbers: 03.65.Xp, 73.40.Gk

Electronic address: cfli@mail.shu.edu.cn

The tunnelling time of particles through single or multiple quantum barriers has drawn much attention [1, 2, 3, 4, 5] with the advent of techniques for the fabrication of semiconductor tunnelling devices, such as single-electron tunnelling transistors [6], resonant tunnelling diodes [7], quantum cascade lasers [8], and resonant photodetectors [9]. Theoretical [10, 11, 12, 13, 14, 15, 16, 17, 18, 19] as well as experimental [2, 20, 21, 22, 23, 24, 25, 26, 27] investigations have been extensively made on this problem. It was found that the group delay (also referred to as the phase time in the literature [1]) for particles tunnelling through a potential barrier saturates to a constant value in the opaque limit [4, 28, 29]. This is the so-called Hartman effect [30]. The reflection group delay is the same as the transmission one in a symmetric configuration. It will be shown in this Letter that the reflection group delay from a single barrier of asymmetric configuration can be negative and is greatly enhanced by the transmission resonance.

The negative group delays in both reflection and transmission were previously discovered. But they all occur in quantum well structures, such as single quantum wells [31, 32] and double-barrier quantum wells [33]. What we consider is such a case in which particles are scattered by an asymmetric single barrier, the height of which is less than the energy of incident particles. Quasibound states were predicted and observed in such a situation [34]. This is a classically permitted motion. The particle in the barrier has a real classical moving velocity which specifies a classical traversal time τ_c . It is found that the transmission and reflection group delays are both enhanced by transmission resonance. The reflection group delay can be either positive or negative, depending on the relative height of the potential energies on the two sides of the barrier. The negative resonant reflection group delay corresponds to a transmission probability that is larger than 1. The resonant transmission group delay is of the order of the quasibound state lifetime in the barrier and is larger than the classical time τ_c . And the magnitude of resonant reflection group delay is much larger than the lifetime. The reflected wave packet is considered without taking into account the interference between the incident and the reflected waves [1, 33].

The height of the potential barrier, extending from 0 to a , is V_0 . The values of the potential energies on the left and right handed sides of the barrier are V_1 and V_2 , respectively. It is assumed that $V_0 > V_1$ and $V_0 > V_2$. Let a beam of particles be incident from the left, and let be $\psi_{in}(x) = A \exp(ik_1x)$ the Fourier component of the incident wave packet, where $k_1 = \sqrt{2m(E - V_1)}$, and m is the mass of incident particles. In the following, we will

assume that the energy, E , of incident particles is larger than the height, V_0 , of the potential barrier. Denoting, respectively, by $B \exp(-ik_1 x)$ and $F \exp[ik_2(x-a)]$ the corresponding Fourier components of the reflected and transmitted wave packets, then the Schrodinger equation and boundary conditions at $x = 0$ and $x = a$ give $r \frac{B}{A} = \frac{g_1}{g_2} \exp[i(\delta_2 - \delta_1)]$ for the reflection coefficient, and $t \frac{F}{A} = \frac{1}{g_2} \exp(i\delta_2)$ for the transmission coefficient, where $k_2 = \sqrt{2(E - V_2)}^{1/2}$, $k_0 = \sqrt{2(E - V_0)}^{1/2}$, non-negative number g_1 and real number δ_1 are defined by a complex number as follows,

$$g_1 \exp(i\delta_1) = \frac{1}{2} \left(1 - \frac{k_2}{k_1}\right) \cos(k_0 a) - \frac{i}{2} \left(\frac{k_2}{k_0} - \frac{k_0}{k_1}\right) \sin(k_0 a); \quad (1)$$

non-negative number g_2 and real number δ_2 are defined similarly by another complex number as follows,

$$g_2 \exp(i\delta_2) = \frac{1}{2} \left(1 + \frac{k_2}{k_1}\right) \cos(k_0 a) - \frac{i}{2} \left(\frac{k_2}{k_0} + \frac{k_0}{k_1}\right) \sin(k_0 a); \quad (2)$$

According to definition (1), we have

$$\tan \delta_1 = \frac{1 - k_0/k_1}{1 + k_0/k_1} \tan(k_0 a); \quad (3)$$

which shows that δ_1 will change its sign by exchanging k_1 and k_2 . This property will have important effect on the group delay of reflected particles. According to Eq. (2), we have

$$\tan \delta_2 = \frac{1 - k_0/k_1 + k_0/k_2}{1 + k_0/k_1 + k_0/k_2} \tan(k_0 a); \quad (4)$$

which shows that δ_2 is symmetric between k_1 and k_2 . We can also see from Eqs. (3) and (4) that δ_1 and δ_2 can be exchanged from one to another by changing the sign of k_1 . This symmetry between δ_1 and δ_2 will simplify our calculation of the group delay.

First, let us look at the group delay t of transmitted particles. It is defined as $t = \hbar^{-1} (d\delta_2/dE)$ [15, 35] and is given by

$$t = \frac{c}{4g_2^2} \left(1 + \frac{k_2}{k_1}\right) \left[\frac{k_2}{k_0} + \frac{k_0}{k_1} - \left(1 - \frac{k_0^2}{k_1^2}\right) \left(\frac{k_2}{k_0} - \frac{k_0}{k_2}\right) \frac{\sin 2k_0 a}{2k_0 a}\right];$$

where $c = a/v_c$ is the time taken for classical particles to travel through the barrier region, $v_c = \frac{1}{\hbar} \frac{dE}{dk_0} = \frac{\hbar k_0}{m}$ is the classical velocity of the particles in the barrier.

It is clear that t is in general different from the classical time c . Furthermore, it is easy to show that t can be larger as well as less than c . In fact, when $k_0 a = m$ ($m = 1; 2; 3; \dots$), t reduces to

$$t_{\max} = t_{k_0 a = m} = \frac{k_1 k_2 + k_0^2}{k_0 (k_1 + k_2)} c; \quad (5)$$

If the energy of incident particles is so close to the height of the potential barrier that k_0 is much less than k_1 and k_2 , τ_{max} will be larger than τ_c . On the other hand, when $k_0 a = (m + 1/2)$, τ becomes $\tau_{k_0 a = (m + 1/2)} = \frac{k_0 (k_1 + k_2)}{k_1 k_2 + k_0^2} \tau_c$. It is less than τ_c under the above-mentioned condition. In Fig. 1 is shown the dependence of τ upon the thickness a of the barrier, where $V_0 = E = 0.95$, $V_1 = E = 0$, $V_2 = E = 0.3$, and a is re-scaled to be $k_0 a$. We see that τ is maximum at $k_0 a = m$. This is mainly due to the periodical dependence of g_2^2 upon $k_0 a$,

$$g_2^2 = \frac{1}{4} \left(1 + \frac{k_2}{k_1}\right)^2 \cos^2(k_0 a) + \frac{1}{4} \left(\frac{k_2}{k_0} + \frac{k_0}{k_1}\right)^2 \sin^2(k_0 a); \quad (6)$$

When $k_1 = k_2$ and $k_0 = k_2$, g_2^2 is minimal at $k_0 a = m$.

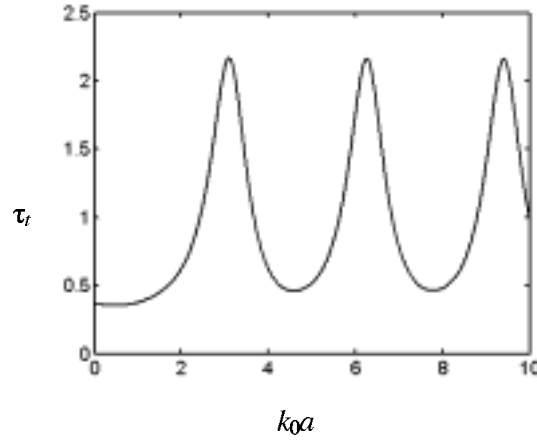


FIG. 1: The dependence of the reflection group delay τ_r upon the thickness a of the barrier, where a is re-scaled to be $k_0 a$, and τ_r is in units of τ_c . The solid curve corresponds to the negative-peak group delay, where all the physical parameters are the same as in Fig. 1. The dashed curve corresponds to the positive-peak group delay, where $V_0 = E = 0.95$, $V_1 = E = 0.3$, and $V_2 = E = 0$.

The resonance condition $k_0 a = m$ for transmission through a single barrier is the same as that for the quasilocalization of the states in the barrier [34]. It can be shown that the resonant transmission time (5) is of the order of the quasibound state lifetime [12].

Now let us pay our attention to the reflection group delay, which is $\tau_r = \tau_t + \tau_1$ as is seen from the reflection coefficient, where

$$\tau_1 = \frac{d\tau_1}{dE} = \frac{\tau_c}{4g_1^2} \left(1 - \frac{k_2}{k_1}\right) \left[\frac{k_2}{k_0} - \frac{k_0}{k_1} \left(1 - \frac{k_0^2}{k_1^2}\right) \left(\frac{k_2}{k_0} - \frac{k_0}{k_2}\right) \frac{\sin 2k_0 a}{2k_0 a}\right]; \quad (7)$$

and

$$g_1^2 = \frac{1}{4} \left(1 - \frac{k_2}{k_1}\right)^2 \cos^2(k_0 a) + \frac{1}{4} \left(\frac{k_2}{k_0} - \frac{k_0}{k_1}\right)^2 \sin^2(k_0 a); \quad (8)$$

Note:

(1) Since $g_1^2 = g_2^2$ $k_2 = k_1 < g_2^2$ as is seen by comparing Eqs. (6) and (8), the magnitude of τ_1 is in general larger than τ_2 .

(2) When $k_1 = k_2$ and $k_0 = k_2$, g_1^2 is much less than g_2^2 . In this case, τ_1 will be dominated by τ_2 , and its sign will be determined by the sign of τ_2 .

(3) When $k_1 = k_2$ and $k_0 = k_2$, the second term on the right-hand side of Eq. (8) is usually much larger than the first term unless $k_0 a = m$, at which g_1^2 is minimal. As a result, near its maximum, τ_1 can be approximated as

$$\tau_1 \approx \frac{c}{4g_1^2} \left(1 - \frac{k_2}{k_1} \right) \left(\frac{k_2}{k_0} - \frac{k_0}{k_1} \right): \quad (9)$$

And its maximum has a value of $\tau_{1 \max} = \frac{k_1 k_2 - k_0^2}{k_0 (k_1 - k_2)} \frac{c}{g_1^2}$. Comparing with Eq. (5), we see that the magnitude of $\tau_{1 \max}$ is much larger than the resonant transmission group delay. That is to say, the magnitude of the resonant reflection group delay is much larger than the quasibound state lifetime in the barrier. It is clear from Eq. (9) that τ_1 can be negative as well as positive. When $k_1 > k_2$ ($V_1 < V_2$), τ_1 (and hence τ_r) is negative. On the other hand, when $k_1 < k_2$ ($V_1 > V_2$), τ_1 (and hence τ_r) is positive. These properties of τ_1 can also be inferred from Eq. (3). As a result, when the reflection group delay for incidence from the left is positive, it is negative for incidence from the right for the same configuration.

(4) The maximum transmission probability at $k_0 a = m$ is $T_{\max} = \frac{4}{(1 + k_2 = k_1)^2}$. When $k_1 > k_2$, $T_{\max} > 1$. This shows that the negative-peak group delay correspond to a transmission probability that is larger than 1. The fact that the transmission probability can be larger than 1 is not at odds with the law of probability conservation. It is the probability current, rather than the probability itself, that is in direct connection with probability conservation in quantum scattering.

(5) The reflection probability r^2 does not vanish at the transmission resonance, so that the reflected wave packet is well defined under the condition that follows (Eq. (10)).

In Fig. 2 is shown the dependence of τ_r upon the thickness a of the barrier, where a is re-scaled to be $k_0 a$. The solid curve corresponds to negative-peak group delay, where all the physical parameters are the same as in Fig. 1. The dashed curve corresponds to positive-peak group delay, where $V_0 = E = 0.95$, $V_1 = E = 0.3$, and $V_2 = E = 0$. It is seen that the peaks of the group delay occur at $k_0 a = m$ and are much larger than the peaks of the transmission group delay whether they are negative or positive.

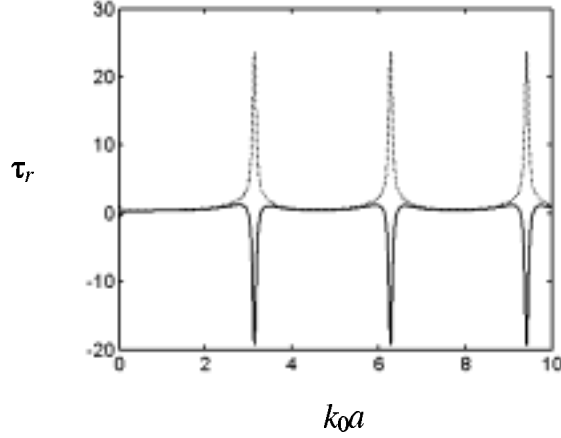


FIG .2: The dependence of the reflection group delay τ_r upon the thickness a of the barrier, where a is re-scaled to be $k_0 a$, and τ_r is in units of c . The solid curve corresponds to the negative-peak group delay, where all the physical parameters are the same as in Fig. 1. The dashed curve corresponds to the positive-peak group delay, where $V_0=E = 0.95$, $V_1=E = 0.3$, and $V_2=E = 0$.

Next, we discuss the validity of the above theoretical results. To this end, let us look at the dependence of the reflection group delay on the energy of incident particles, which is shown in Fig. 3, where $V_1 = 0$, $V_2 = 0.3V_0$, $E \in [V_0; 1.15V_0]$, $a = 10 = (0.3 V_0)^{-1/2}$, and the incidence energy E is re-scaled to be $k_0 a$. The halfwidth of the peak of the reflection group delay, which can be approximately obtained from its dominant part τ_1 , is

$$\Delta E \approx \frac{2}{c} \sin^{-1} \frac{k_0 \kappa_1 - k_2 j}{[(k_1^2 - \kappa_0^2)(k_2^2 - \kappa_0^2)]^{1/2}};$$

For a Gaussian-shaped wave packet, its energy halfwidth ΔE is related to its time spreading w by $\Delta E w = \sim 2$. For the above theoretical calculation to be valid, that is, for the distortion of the reflected wave packet to be negligible, it is required that $\Delta E \ll E$. This results in a restriction on the thickness of the barrier,

$$a \ll 2V_0 w \sin^{-1} \frac{k_0 \kappa_1 - k_2 j}{[(k_1^2 - \kappa_0^2)(k_2^2 - \kappa_0^2)]^{1/2}}; \quad (10)$$

At last, let us compare the group delay that was found here with that in the case in which the energy of incident particles is below the height of the potential barrier. The group delay in the classically forbidden process [29] saturates in the opaque limit to a maximum value, $\tau_s = \frac{1}{c} \left(\frac{1}{k_1} + \frac{1}{k_2} \right) \approx \frac{2}{c k_1}$, where γ is the decaying constant of the wave inside the barrier region. Since the penetration depth $1/\gamma$ is about the order of the incidence wavelength $2\pi/k_1$, τ_s is about the order of the period of incident wave, $\tau_s \approx h/(E - V)$.

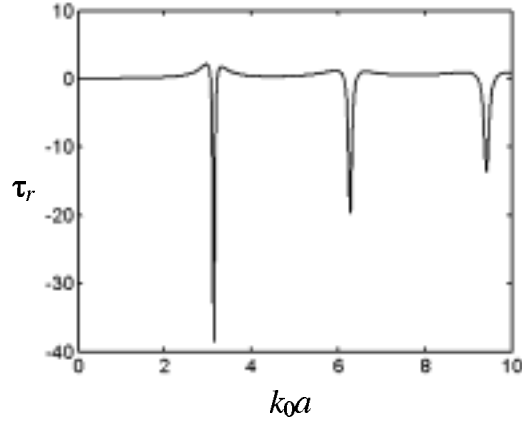


FIG. 3: The dependence of the reflection group delay τ_r on the energy E of incident particles, where $V_1 = 0, V_2 = 0.3V_0, E \in [V_0; 1.15V_0], a = 10 = (0.3 V_0)^{-1/2}$, E is re-scaled to be $k_0 a$, and τ_r is in units of τ_0 .

In a word, the reflection and transmission group delays in an asymmetric single quantum barrier are greatly enhanced by the transmission resonance when the energy of incident particles is larger than the height of the barrier. The reflection group delay can be negative as well as positive, depending on the relative height of the potential energies on the two sides of the barrier. The negative resonant reflection group delay corresponds to a transmission probability that is larger than 1. The resonant transmission group delay is of the order of the quasibound state lifetime in the barrier and is larger than the classical traversal time. The magnitude of resonant reflection group delay is much larger than the lifetime. These phenomena may have potential applications in electronic devices. It should be pointed out that the negative reflection group delay does not imply a negative propagation velocity. As a matter of fact, the negative group delay results from the reshaping [17, 36] of the reflected wave packet due to the different phase shifts $\phi_2 - \phi_1$ for its different Fourier components.

Acknowledgements

This work was supported in part by the National Natural Science Foundation of China (Grant No. 60377025), the Science Foundation of Shanghai Municipal Commission of Education (Grant No. 01SG46), the Science Foundation of Shanghai Municipal Commission of Science and Technology (Grant No. 03QMH1405), and the Shanghai Leading Academic

- [1] E. H. Hauge and J. A. Stvneng, *Rev. Mod. Phys.* 61, 917 (1989).
- [2] R. Landauer and Th. Martin, *Rev. Mod. Phys.* 66, 217 (1994).
- [3] G. Nitz and W. Heitmann, *Prog. Quantum Electron.* 21, 81 (1997).
- [4] R. Y. Chiao and A. M. Steinberg, in *Progress in Optics*, Edited by E. Wolf (Elsevier, Amsterdam, 1997), Vol. XXXVII, p. 345.
- [5] G. Nitz, *Prog. Quantum Electron.* 27, 417 (2003)
- [6] E. H. Visscher, J. Lindeman, S. M. Verbrugh, P. Hadley, J. E. Mooij, and W. van der Vlieten, *Appl. Phys. Lett.* 68, 2014 (1996).
- [7] E. R. Brown, J. R. Soderstrom, C. Parker, L. J. Mahoney, K. M. Molvar, and T. C. McGill, *Appl. Phys. Lett.* 58, 2291 (1991).
- [8] S. Slivken, Z. Huang, A. Evans, and M. Razeghi, *Appl. Phys. Lett.* 80, 4091 (2002).
- [9] E. Luna, M. Hopkinson, J. M. Ulba, A. Guzman, and E. Muñoz, *Appl. Phys. Lett.* 83, 3111 (2003).
- [10] M. Buttiker and R. Landauer, *Phys. Rev. Lett.* 49, 1739 (1982).
- [11] M. Buttiker, *Phys. Rev. B* 27, 6178 (1983).
- [12] B. Ricco and M. Ya. Azbel, *Phys. Rev. B* 29, 1970 (1984).
- [13] E. H. Hauge, J. P. Falck, and T. A. Fjeldly, *Phys. Rev. B* 36, 4203 (1987).
- [14] C. R. Leavens and G. C. Aers, *Phys. Rev. B* 40, 5387 (1989).
- [15] A. M. Steinberg and R. Y. Chiao, *Phys. Rev. A* 49, 3283 (1994).
- [16] V. V. Paranjape, *Phys. Rev. B* 52, 10740 (1995).
- [17] Y. Japha and G. Kurizki, *Phys. Rev. A* 53, 586 (1996).
- [18] H. G. Winful, *Phys. Rev. E* 68, 016615 (2003); *Phys. Rev. Lett.* 90, 023901 (2003); 91, 260401 (2003).
- [19] M. Buttiker and S. Washburn, *Nature (London)* 422, 271 (2003).
- [20] For a review until 1989, see R. Landauer, *Nature* 341, 567 (1989).
- [21] A. M. Steinberg, P. G. Kwiat, and R. Y. Chiao, *Phys. Rev. Lett.* 71, 708 (1993).
- [22] G. Nitz, A. Enders, and H. Spieker, *J. Phys. I (France)* 4, 565 (1994).
- [23] Ch. Spielmann, R. Szpöcs, A. Stingl, and F. Krausz, *Phys. Rev. Lett.* 73, 2308 (1994).

- [24] A. Ranfagni, D. Mignai, P. Fabeni, and G. P. Pazzi, *Appl. Phys. Lett.* 58, 774 (1991).
- [25] S. K. Sekatskii and V. S. Letokhov, *Phys. Rev. B* 64, 233311 (2001).
- [26] D. Dragoman and M. Dragoman, *J. Appl. Phys.* 93, 6133 (2003).
- [27] J. C. Martinez and E. Polatdemir, *Appl. Phys. Lett.* 84, 1320 (2004).
- [28] Ph. Balcou and L. Dutriaux, *Phys. Rev. Lett.* 78, 851 (1997).
- [29] J. C. Martinez and E. Polatdemir, *Physica Scripta* 68, 108 (2003).
- [30] T. E. Hartman, *J. Appl. Phys.* 33, 3427 (1962).
- [31] C.-F. Li and Q. Wang, *Phys. Lett. A* 275, 287 (2000); X. Chen and C.-F. Li, *Phys. Rev. A* 68, 052105 (2003).
- [32] J. G. Muga, I. L. Egusquiza, J. A. Damborenea, and F. Delgado, *Phys. Rev. A* 66, 042115 (2002).
- [33] Ph. Grosse, F. Depasse, and J.-M. Vigoureux, *J. Phys. A: Math. Gen.* 35, 9787 (2002).
- [34] H. Luo, N. Dai, F. C. Zhang, N. Samarth, M. Dobrowolska, J. K. Furdyna, C. Parks, and A. K. Ramdas, *Phys. Rev. Lett.* 70, 1307 (1993).
- [35] E. P. Wigner, *Phys. Rev.* 98, 145 (1955).
- [36] A. Dogariu, A. Kuzmich, H. Cao, and L. J. Wang, *Optics Express* 8, 344 (2001).