

Representing multiqubit unitary evolutions: spin coherences and infinitesimal coherences

Claudio Alta ni

SISSA-ISA S

International School for Advanced Studies
via Beirut 2-4, 34014 Trieste, Italy

For the tensor of coherences parametrization of a multiqubit density operator, we provide an explicit formulation of the corresponding unitary dynamics at infinitesimal level. The main advantage of this formalism is that the pattern of correlation between qubits and the pattern of infinitesimal correlation are highlighted simultaneously and can be used constructively for qubit manipulation. Although clearly reminiscent of the idea of "coherences" and "coupling Hamiltonians" of spin systems, it can be used for any network of qubits. Several examples, dealing mostly with entanglement, are discussed.

PACS numbers: 03.65.Ud, 03.67.Mn, 03.67.-a

I. INTRODUCTION

The easiest and most promising type of "quantum network" i.e., of collection of quantum systems to be manipulated individually or jointly for the purposes of quantum information processing, is by far composed of qubits i.e., of collections of two level systems. For such systems, in [1] we investigated the use of a particular parametrization, called the tensor of coherences, obtained by the juxtaposition of an *a priori* Bloch vector for each qubit, and of widespread use (with minor variations) under different names like cluster operators [2], Stokes tensor [3] or product of operator basis [4, 5] in the literature on NMR spectroscopy. It is also closely related to multiparticle spacetime algebra [6].

The scope of the present paper is to discuss how the differential equations describing unitary dynamics must be formulated in the tensor of coherences basis. The idea that the unitary evolution of a qubit density matrix (pure or mixed) given by the Liouville-von Neumann equation becomes a linear vectorial ODE for the Bloch vector is generalized to multiqubit densities. Mathematically, this could be thought of as "passing to the adjoint representation"; practically it corresponds still to replacing a conjugation action on matrices with a linear action on the vector obtained by stacking the columns of the tensor (as is normally done with superoperators). In particular, when operations are local, a unitary transformation reduces to a multilinear action, i.e., a linear action on each piece of the tensor of coherences. When instead nonlocal transformations are used, also their infinitesimal generators are nonsplittable and multispin correlations are induced. In this case the notation highlights which qubits are involved in correspondence of each nonlocal gate. In fact, the major advantage of the formalism is that both the pattern of correlations (or "coherences" as they are called

in the NMR spectroscopy literature) of the density tensor and the pattern of the couplings at infinitesimal level become very transparent as both are decomposed with respect to the same basis of observables. In particular, they both show the same hierarchy of correlations (that originate from the *a priori* structure of the tensors and of the corresponding Lie algebras of generators) which allows to keep track of all reduced dynamics and reduced densities in a natural way.

The price to pay is a larger dimension of the matrices representing the infinitesimal generators: while the size of the Hamiltonians grows as 2^n in the number n of qubits, in the adjoint representation it grows as $4^n = 2^{n+1}$.

The idea of associating coherences to the degrees of freedom of qubits and of manipulating qubits through the corresponding Hamiltonians is common for example in the literature on spin systems in magnetic fields [5, 7, 8, 9, 10]. However, the principles apply to any network of qubits in which one has some degree of control over the unitary transformations applicable and would like to switch on and off coherences at will through unitary gates represented via exponentials of "infinitesimal coherences".

Several examples are discussed, mainly focused on the analysis of entanglement in presence of unitary dynamics. In particular, it becomes straightforward to show that for pure states any coupling Hamiltonian generically induces entanglement of the bipartite type among the qubits involved, as is well-known [11]. Also finding the infinitesimal generators that allow to manipulate entanglement in the desired way becomes an easy task: for example we show how to create entanglement at distance between qubits that are not directly coupled according to two different schemes, one in which the entanglement is distributed via an entangled ancilla, the other via a (always) separable ancilla as in [12].

Electronic address: alta_ni@sisssa.it

II. LIE BRACKETS AND ADJOINT REPRESENTATION FOR SP IN $\frac{1}{2}$ SYSTEMS

A. One-spin

Consider the rescaled Pauli matrices and identity matrix:

$$\begin{aligned} \sigma_0 &= \frac{1}{2} \begin{pmatrix} 1 & 0 \\ 0 & 1 \end{pmatrix} & \sigma_1 &= \frac{1}{2} \begin{pmatrix} 0 & 1 \\ 1 & 0 \end{pmatrix} \\ \sigma_2 &= \frac{1}{2} \begin{pmatrix} 0 & i \\ i & 0 \end{pmatrix} & \sigma_3 &= \frac{1}{2} \begin{pmatrix} 1 & 0 \\ 0 & -1 \end{pmatrix} \end{aligned}$$

with the commutation relations

$$\begin{aligned} [\sigma_i, \sigma_j] &= i \epsilon_{ijk} \sigma_k \\ [\sigma_i, \sigma_0] &= 0 \end{aligned}$$

and the anticommutators

$$\begin{aligned} \{\sigma_i, \sigma_j\} &= \delta_{ij} \sigma_0 \\ \{\sigma_i, \sigma_0\} &= \sigma_i \end{aligned} \quad (1)$$

$j, k = 1, 2, 3$. The operator "ad" is defined as follows: $\text{ad}_{j,k} = [\sigma_j, \sigma_k] = \sum_{l=0}^3 c_{jkl}^1 \sigma_l$ where operations involving the 0 index only produce a null result: $c_{0k}^1 = c_{j0}^1 = c_{jk}^0 = 0$. Using the "structure constants" c_{jkl}^1 we obtain an "adjoint basis" associated to the j matrices, given by the four 4×4 matrices $\text{ad}_0, \dots, \text{ad}_3$ of purely imaginary entries $\text{ad}_{j,k} = c_{jkl}^1$:

$$\begin{aligned} \text{ad}_0 &= 0_{4 \times 4}; & \text{ad}_1 &= \frac{1}{2i} \begin{pmatrix} 0 & 0 & 0 & 0 \\ 0 & 0 & 0 & 1 \\ 0 & 0 & 0 & 1 \\ 0 & 0 & 1 & 0 \end{pmatrix} \\ \text{ad}_2 &= \frac{1}{2i} \begin{pmatrix} 0 & 0 & 0 & 0 \\ 0 & 0 & 1 & 0 \\ 0 & 0 & 0 & 0 \\ 0 & 1 & 0 & 0 \end{pmatrix}; & \text{ad}_3 &= \frac{1}{2i} \begin{pmatrix} 0 & 0 & 0 & 0 \\ 0 & 0 & 1 & 0 \\ 0 & 1 & 0 & 0 \\ 0 & 0 & 0 & 0 \end{pmatrix} \end{aligned}$$

The Pauli matrices are such that σ_1, σ_2 and σ_3 form a basis of $su(2)$, while the $\text{ad}_j, j = 1, 2, 3$, form a basis of $so(3) = \text{ad}_{su(2)}$, the adjoint representation of $su(2)$. Concerning the "antiadjoint" operators $\text{aad}_j, j = 0, 1, 2, 3$, they can also be defined in the same fashion as the ad_j , i.e., by means of 4×4 matrices obtained from $\text{aad}_{j,k} = f_{j,k,l} = \sum_{l=0}^3 s_{jkl}^1 \sigma_l$, $j, k, l = 1, 2, 3$, so that a linear representation of aad_j is given by $\text{aad}_{j,k} = s_{jkl}^1$ with the 4×4 matrices aad_j easily computed from (1):

$$\begin{aligned} \text{aad}_0 &= \frac{1}{2} \begin{pmatrix} 0 & 1 & 0 & 0 \\ 1 & 0 & 0 & 0 \\ 0 & 0 & 1 & 0 \\ 0 & 0 & 0 & 1 \end{pmatrix}; & \text{aad}_1 &= \frac{1}{2} \begin{pmatrix} 0 & 1 & 0 & 0 \\ 1 & 0 & 0 & 0 \\ 0 & 0 & 0 & 0 \\ 0 & 0 & 0 & 0 \end{pmatrix} \end{aligned}$$

$$\begin{aligned} \text{aad}_2 &= \frac{1}{2} \begin{pmatrix} 0 & 0 & 0 & 0 \\ 0 & 0 & 0 & 0 \\ 0 & 0 & 0 & 0 \\ 0 & 0 & 0 & 0 \end{pmatrix}; & \text{aad}_3 &= \frac{1}{2} \begin{pmatrix} 0 & 0 & 0 & 0 \\ 0 & 0 & 0 & 0 \\ 0 & 0 & 0 & 0 \\ 1 & 0 & 0 & 0 \end{pmatrix} \end{aligned}$$

B. Two-spin

Call $\sigma_{jk} = \sigma_j \otimes \sigma_k, j, k = 1, 2, 3$. Up to a constant, the σ_{jk} form the so-called product operator basis, see [4], and are subdivided into 0 spin operators (σ_{00}), 1 spin operators ($\sigma_{01}, \sigma_{02}, \sigma_{03}, \sigma_{10}, \sigma_{20}, \sigma_{30}$) and 2 spin operators ($\sigma_{11}, \sigma_{12}, \sigma_{13}, \sigma_{21}, \sigma_{22}, \sigma_{23}, \sigma_{31}, \sigma_{32}, \sigma_{33}$). The set of $\sigma_{jk}, j, k = 1, 2, 3$ contains a basis of the 9-dimensional tensor product Lie algebra $su(2) \otimes su(2)$ plus a basis of the 6-dimensional "tensor sum" Lie algebras $su(2) \oplus su(2)$ arising from the 4 elements. Just like $\sigma_{00} \notin su(2) \otimes su(2)$ and $\sigma_{00} \notin su(2) \oplus su(2)$. From (A2):

$$\begin{aligned} [\sigma_{jk}, \sigma_{lm}] &= [\sigma_j \otimes \sigma_k, \sigma_l \otimes \sigma_m] \\ &= \text{ad}_{jk} \sigma_{lm} = \text{ad}_j \otimes \text{ad}_k \sigma_{lm} \\ &= \frac{1}{2} ([\sigma_j, \sigma_l] \otimes \sigma_m + \sigma_l \otimes [\sigma_j, \sigma_m]) \\ &= \frac{1}{2} \text{ad}_{j,l} \otimes \text{ad}_{k,m} + \text{ad}_{j,l} \otimes \text{ad}_{k,m} \\ &: \end{aligned} \quad (2)$$

In terms of the adjoint representation, (2) can be expressed as a 4-tensor, function of the two 2-tensors c_{jk}^1 and s_{jk}^1 as:

$$\begin{aligned} \text{ad}_{jk} &= \text{ad}_j \otimes \text{ad}_k \\ &= \frac{1}{2} \text{ad}_j \otimes \text{ad}_k + \text{ad}_j \otimes \text{ad}_k \end{aligned} \quad (3)$$

of elements

$$\text{ad}_{jk} = \frac{1}{2} c_{jkl}^p s_{klm}^q + s_{jkl}^p c_{klm}^q; \quad (4)$$

so that (2) becomes:

$$\begin{aligned} [\sigma_{jk}, \sigma_{lm}] &= \text{ad}_j \otimes \text{ad}_k \sigma_{lm} \\ &= \frac{1}{2} c_{jkl}^p s_{klm}^q + s_{jkl}^p c_{klm}^q \end{aligned} \quad (5)$$

where we have used the summation convention over repeated indexes (in the range 0-3). For $j \neq 0$ and $k \neq 0$, the ad_{jk} of eq. (3) form a basis of the adjoint representation of $su(2) \otimes su(2)$, $\text{ad}_{su(2) \otimes su(2)} = so(3) \otimes so(3)$. The remaining elements account for the 4 "new" structure elements, for $\text{ad}_{su(2) \otimes su(2)} = so(3) \otimes so(3)$. As c_{jkl}^p and s_{klm}^q are 4×4 matrices, the resulting Kronecker product ad_{jk} is a 16×16 matrix. However, it has a row and a column entirely composed of zeros in correspondence of σ_{00} and, given σ_{jk} with $jk \neq 00$, σ_{lm} with $(lm) \neq (00)$ such that $\text{ad}_{jk} \sigma_{lm} = \sigma_{00}$. Furthermore, ad_{00} being

the trivial matrix of all zeros, it is not a basis element in the adjoint representation. In spite of the row and column of zeros, it is notationally convenient to keep the adjoint representation in the tensor form (4). Also in the adjoint representation the index 0 in a slot corresponds to trivial dynamics in the corresponding slot. For example

$$\begin{aligned} \text{ad}_{j_0} &= \frac{1}{2} \text{ad}_{j_1} \text{aad}_{j_0} + \text{aad}_{j_1} 0 \\ &= \frac{1}{2} \text{ad}_{j_1} I_4: \end{aligned} \quad (6)$$

C. n-spin

In the n spin case, $j_1 \dots j_n = j_1 \dots j_n, j_k 2 f_0; 1; 2; 3g, k 2 f_1; \dots; n g$, are the basis elements. The Lie bracket $[j_1 \dots j_n; k_1 \dots k_n]$ can be computed according to the rule (A1). For example, for $n = 3$ from (A3):

$$\begin{aligned} [j_{k1}; m_{pq}] &= \frac{1}{4} \text{ad}_{j_m} \text{aad}_{k_p} \text{aad}_{l_q} \\ &\quad + \text{aad}_{j_m} \text{ad}_{k_p} \text{aad}_{l_q} \\ &\quad + \text{aad}_{j_m} \text{aad}_{k_p} \text{ad}_{l_q} \\ &\quad + \text{ad}_{j_m} \text{ad}_{k_p} \text{ad}_{l_q} \\ &= \frac{1}{4} \text{ad}_{j_m} \text{aad}_{k_p} \text{aad}_{l_q} + \text{aad}_{j_m} \text{ad}_{k_p} \text{aad}_{l_q} \\ &\quad + \text{aad}_{j_m} \text{aad}_{k_p} \text{ad}_{l_q} + \text{ad}_{j_m} \text{ad}_{k_p} \text{ad}_{l_q}^{rst} \\ &= \frac{1}{4} c_{jm}^r s_{kp}^s s_{lq}^t + s_{jm}^r c_{kp}^s s_{lq}^t \\ &\quad + s_{jm}^r s_{kp}^s c_{lq}^t + c_{jm}^r c_{kp}^s c_{lq}^{rst} \\ &= \frac{1}{4} \text{ad}_{j_{k1}}^{rst} m_{pq}^{rst} \end{aligned} \quad (7)$$

Remarkably, the building blocks needed for the n-qubit case are just the structure constants c_{jk}^l and s_{jk}^l computed above. For n spins, the same structure propagates itself throughout and determines a hierarchy of subalgebras of tensor product and tensor sum type. The $i_{j_1 \dots j_n}, (j_1 \dots j_n) \in (0 \dots 0)$, form a joint basis of the Lie algebras $su(2)^n, su(2) \oplus su(2)^{(n-1)}, \dots, su(2) \oplus \dots \oplus su(2)$ (plus all factor permutations) and $i_{ad_{j_1 \dots j_n}}, (j_1 \dots j_n) \in (0 \dots 0)$, a joint basis of $ad_{su(2)^n}, ad_{su(2) \oplus su(2)^{(n-1)}}, \dots, ad_{su(2) \oplus \dots \oplus su(2)}$ (plus, again, all factor permutations). In both notations, the number and position of the indexes \0 uniquely determine in which spins are involved into the $i_{ad_{j_1 \dots j_n}}$.

III. UNITARY EVOLUTION IN TERMS OF THE TENSOR OF COHERENCES

For qubits, the same basis elements $j_1 \dots j_n$ that describe the infinitesimal generators can be used also for

the density operators. This is well-known in the literature on spin systems under the name of "coherences", [4], and can be formalized in terms of 4^n tensors which we call tensors of coherences. See [1, 2, 3, 13, 14, 15] for an overview. The scope of this Section is to show how tensors of coherences and adjoint representation fit together in the description of unitary dynamics of multiqubit densities.

A. Density operators and tensor of coherences

This Section follows [1]. The $j_1 \dots j_n$ form a complete orthonormal set for Hermitian matrices and can be used to obtain an alternative tensorial representation of the density operator of n qubits: $\rho = \rho_{j_1 \dots j_n} j_1 \dots j_n, j_k 2 f_0; 1; 2; 3g, k 2 f_1; \dots; n g$, with $\rho_{j_1 \dots j_n} = \text{tr}(\rho j_1 \dots j_n)$ the expectation value along the observables $j_1 \dots j_n$. This representation has several advantages briefly recalled below:

it captures all degrees of freedom of a density operator;

each term $\rho_{j_1 \dots j_n}$ in the tensor depends on a certain number of qubits: this is uniquely determined by the number of nonzero indexes in the sequence $j_1 \dots j_n$. The pattern of nonzero indexes also identifies which qubits are involved, formalizing the idea of coherences of widespread use for spin systems.

all correlations of all orders and all reduced densities are already contained in the tensor: tracing out a qubit means collapsing the corresponding index to 0 and rescaling everything by 2^{n-1} . For example, if $\rho_{A_2 \dots A_n} = \text{tr}_{A_1}(\rho) = \rho_{j_2 \dots j_n} j_2 \dots j_n$ then $\rho_{j_2 \dots j_n} = \frac{1}{2^{n-1}} \rho_{0 j_2 \dots j_n}$;

Since

$$\text{tr}(j_{k1} j_{lm}) = j_{1km}; \quad (8)$$

$j; k; l; m 2 f_0; 1; 2; 3g$, the degree of mixing becomes the Euclidean norm of $\rho_{j_1 \dots j_n}$:

$$\text{tr}(\rho^2) = \sum_{j_1 \dots j_n} \rho_{j_1 \dots j_n}^2 \quad (9)$$

and hence, since $\rho_{0 \dots 0} = \frac{1}{2^n}$, for $(j_1 \dots j_n) \in (0 \dots 0)$ the tensor $\rho_{j_1 \dots j_n} 2 S_r^{4^n-1} 2 R^{4^n-1}$ with $0 \leq r \leq 1$ ($\rho_{0 \dots 0} = \frac{1}{2^n}$) $= \frac{1}{1 - (1/2)^n}$;

complete mixing corresponds to $r = 0$ (i.e., to the null tensor except for the alternative constant $\rho_{0 \dots 0}$):

pure states correspond to $r = \frac{1}{1 - (1/2)^n}$;

uncorrelation corresponds to $\rho_{j_1 \dots j_n} = \rho_{A_1}^{j_1} \rho_{A_2}^{j_2} \dots \rho_{A_n}^{j_n}$, where $\rho_{A_1}^{j_1} = \frac{1}{2} \rho_{j_1 0 \dots 0}$ is the 4-vector of the reduced density $\rho_{A_1} = \text{tr}_{A_2 \dots A_n}(\rho)$ and so on;

partial transposition of a qubit becomes a change of sign in the terms having index 2 in the corresponding slot. For example

$$T_{A_1} = \frac{1}{2} h^{0j_2} \dots j_n \quad 0j_2 \dots j_n + \frac{1}{2} h^{1j_2} \dots j_n \quad 1j_2 \dots j_n \\ \frac{1}{2} h^{2j_2} \dots j_n \quad 2j_2 \dots j_n + \frac{1}{2} h^{3j_2} \dots j_n \quad 3j_2 \dots j_n \quad (10)$$

and so on;

checking bipartite entanglement can be done by the simple test (10).

B. Liouville-von Neumann equation

The Liouville-von Neumann equation for the n -qubits density is:

$$\dot{\rho} = i[H; \rho] = iad_H(\rho) \quad (11)$$

where $H = H^Y$ is the Hamiltonian of the system. From Section II, we have that $H = h^{j_1} \dots j_n \quad j_1 \dots j_n$, $j_k \in \{0, 1, 2, 3, \dots, n\}$.

If we have two qubits then, in terms of the tensor of coherences, eq. (11) corresponds to:

$$\dot{\rho}^{pq} = i h^{jk} ad_{jk} \quad \rho^{pq} \quad \rho^{lm} \\ = \frac{i h^{jk}}{2} C_{j1}^p S_{km}^q + S_{j1}^p C_{km}^q \quad \rho^{lm} : \quad (12)$$

In order to show (12), derive $\dot{\rho}^{pq} = \text{tr}(\dot{\rho}^{pq})$ and use (4) and (8):

$$\begin{aligned} \dot{\rho}^{pq} &= \text{tr}(\dot{\rho}^{pq}) = \text{tr}(i[H; \rho]^{pq}) \\ &= \text{tr} i h^{jk} [C_{jk}^r S_{lm}^s]^{pq} \quad \rho^{lm} \\ &= \text{tr} \frac{i h^{jk}}{2} C_{j1}^r S_{km}^s + S_{j1}^r C_{km}^s \quad \rho^{lm} \quad \rho^{pq} \\ &= \frac{i h^{jk}}{2} C_{j1}^r S_{km}^s + S_{j1}^r C_{km}^s \quad \rho^{lm} \quad \text{tr}(\rho^{rs} \rho^{pq}) \\ &= \frac{i h^{jk}}{2} C_{j1}^r S_{km}^s + S_{j1}^r C_{km}^s \quad \rho^{lm} \quad \rho^{rp} \rho^{sq} \\ &= \frac{i h^{jk}}{2} C_{j1}^p S_{km}^q + S_{j1}^p C_{km}^q \quad \rho^{lm} \end{aligned}$$

The component of the Hamiltonian along 00 is irrelevant: even if $h^{00} \neq 0$ it must be $i h^{00} ad_{00} = 0$. The meaning is similar to the single spin case: global phases are neglected in (11) and (12).

Since (12) is a linear system, if h^{jk} are constant the integration can be carried out explicitly:

$$\rho^{pq}(t) = e^{i h^{jk} ad_{jk} \quad \rho^{pq} \quad \rho^{lm}} \quad \rho^{lm}(0) : \quad (13)$$

Notice that when 2-spin coherences are lacking, $h^{jk} = 0$ $\forall j \neq 0$ and $k \neq 0$, i.e., when only local operations are performed, the exponential in (13) splits. In fact, $[j_0; 0_k] = 0$ and therefore the infinitesimal generators

j_0 and 0_k can be "reduced" as well. From (6), the unitary propagator in eq. (13) becomes:

$$e^{i(h^{j_0} ad_{j_0} + h^{0k} ad_{0k})} = e^{i h^{j_0} ad_{j_0}} e^{i h^{0k} ad_{0k}} \\ = e^{i \frac{h^{j_0}}{2} ad_{j_0}} I_4 \quad I_4 \quad e^{i \frac{h^{0k}}{2} ad_{0k}}$$

where the factor $\frac{1}{2}$ comes from (6). Therefore

$$e^{i \frac{h^{j_0}}{2} ad_{j_0}} e^{i \frac{h^{0k}}{2} ad_{0k}} = \begin{pmatrix} 1 & 0 & 1 & 0 \\ 0 & SO(3) & 0 & SO(3) \end{pmatrix} \quad (14)$$

which allows the state to evolve on at most a 9-dimensional orbit sitting inside the 15-dimensional sphere S_r^{15} , with r identified by (6). If (0) is separable then under (14) so is (t) for all t, the 9-dimensional manifold contains all the separable states and its complement in S_r^{15} contains all the entangled states. If instead (0) is entangled, the orbit given by (14) always consists of well-defined densities and contains all entangled states with the same "amount of entanglement", as is defined for example by the concurrence [16]. Inadmissible regions in this case may appear in the complement to such orbit in S_r^{15} . Hence local operations determine a 9-dimensional foliation of the sphere. When instead the Hamiltonian has $h^{jk} \neq 0$ for $j \neq 0$ and $k \neq 0$, the evolution of the two qubits becomes coupled. The correlation can be either classical or quantum and is generic [24]. The set in which the density tensor is certainly separable (when all terms of index "2" are zero) has zero measure in the state space. The interesting question is the following: is the correlation (which is generic) generically quantum? That is to say: is a state under a coupling evolution generically entangled? Unfortunately it is not known how S_r^{15} slices into separable states, entangled states and inadmissible region [25]. The only thing that is obvious is that the Lie algebra $Lie \quad iad_{jk} = ad_{su(2)} \quad su(2) [ad_{su(2)} \quad su(2)]$ is not acting transitively on the entire S_r^{15} . In fact, given an entangled state with tensor of coherences $\rho^{jk} \in S_r^{15}$, T_{A_1} is such that $\rho^{jk} T_{A_1} \in S_r^{15}$, but T_{A_1} is not a density. Hence it is not reachable by unitary transformations. Since for pure states separability corresponds to uncorrelation and correlation is generic, one can conclude that for pure states also entanglement is a generic property; however the situation is not so clear as r decreases, owing to the complementarity relations between mixedness and entanglement [3]. For example, it is known that at the other extreme of the purity range, around the random state, every state is separable [17]. For a further discussion on this point see Example IV A.

Similarly to the 2-qubit case, if we have n qubits we obtain:

$$\rho^{p_1 \dots p_n} = i h^{j_1 \dots j_n} ad_{j_1 \dots j_n} \quad \rho^{p_1 \dots p_n} \quad \rho^{k_1 \dots k_n} ;$$

where $ad_{j_1 \dots j_n}$ is computed as in Section IIC. The considerations about local transformations, correlations

and separability extend in a straightforward manner: an Hamiltonian containing coupling terms, for example between the j -th and k -th qubits, is inducing on pure states an evolution presenting generically entanglement between the coupled qubits. Such entanglement is of the simplest type, detectable by partial transposition of the j -th (or k -th) qubit. This, in principle, is applicable for example to the various Hamiltonians of a spin chain (Ising, Heisenberg, etc.). However, at least in the NMR practice, mixed states (e.g. pseudo-pure states) are normally used for such chains, see [17, 18].

IV. EXAMPLES

In Example IV A, a 2-qubit maximally entangled state is created through a $\frac{\pi}{2}$ pulse and a coupling Hamiltonian; in Example IV B it is shown how to express in term of the tensor of coherences the discrete unitary propagator corresponding to a standard 2-qubit gate, the CNOT gate. In the three qubits of Example IV C, entangling between two "distant" qubits is achieved through indirect coupling by means of an entangled ancilla. In Example IV D, instead, for the same purposes the scheme of [12] is used, in which the ancilla remains separable for all times.

A. Maximally entangling two qubits

Assume to start from the following density $\rho(0) = \frac{1}{4}I_4$ and to apply the coupling Hamiltonian $H = h_{33}$ for a $\pi/2$ pulse. The final state reached by the evolution (11) is

$$\left(\frac{-}{2}\right) = \frac{1}{4} \begin{pmatrix} 2 & i & i & 1 \\ 6 & 1 & 1 & i \\ 4 & i & 1 & 1 \\ 1 & i & i & 1 \end{pmatrix} \quad (15)$$

In terms of the tensor of coherences ρ^{jk} , the initial state corresponds to

$$\rho^{f00;01;10;11g}(\rho) = \frac{1}{2} \quad (16)$$

$$\rho^{jk}(\rho) = 0 \quad \text{otherwise}$$

and is clearly separable. The state (15) is obtained integrating (12) from 0 to $\frac{\pi}{2}$ with $h_{33} = 1, h_{jk} = 0$ otherwise:

$$\text{ad}_{33} = \frac{1}{4} \begin{pmatrix} 2 & 0 & 0 & 0 & 0^3 \\ 6 & 0 & 0 & 1 & 0^7 \\ 4 & 0 & 1 & 0 & 0^5 \\ 0 & 0 & 0 & 0 & 0 \end{pmatrix} + \frac{1}{4} \begin{pmatrix} 2 & 0 & 0 & 0 & 0^3 \\ 6 & 0 & 0 & 1 & 0^7 \\ 4 & 0 & 1 & 0 & 0^5 \\ 1 & 0 & 0 & 0 & 0 \end{pmatrix} :$$

It corresponds to

$$\rho^{f00;11;23;32g}\left(\frac{-}{2}\right) = \frac{1}{2}$$

$$\rho^{jk}\left(\frac{-}{2}\right) = 0 \quad \text{otherwise:}$$

Since at $t = \frac{\pi}{2}$ the two reduced densities become completely mixed (i.e., $\rho_A^j\left(\frac{\pi}{2}\right) = \rho_B^{j0}\left(\frac{\pi}{2}\right) = 0, j = 1;2;3$, and $\rho_B^k\left(\frac{\pi}{2}\right) = \rho_A^{0k}\left(\frac{\pi}{2}\right) = 0, k = 1;2;3$) while the total evolution is unitary, $\left(\frac{-}{2}\right)$ is a maximally entangled state (see the evolution of $\text{eig}(\rho)$ and of $\text{eig}(\rho^T)$ in Fig. 3, upper left corner).

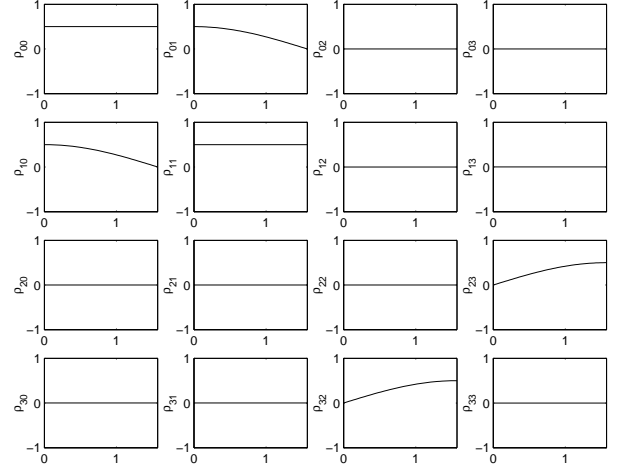


FIG. 1: The 16 components of ρ^{jk} versus $t/2$ $[0; \frac{\pi}{2}]$.

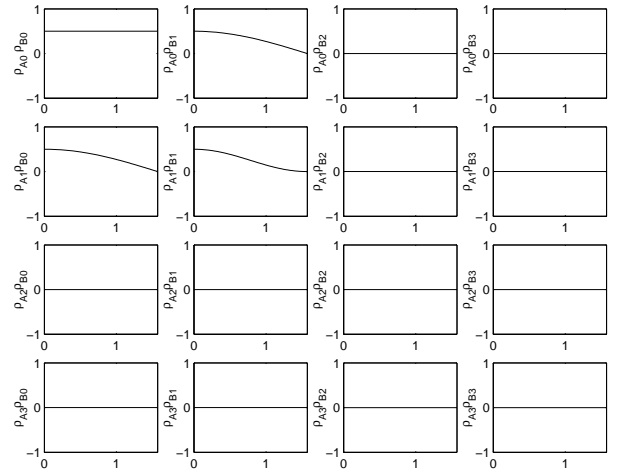


FIG. 2: The 16 components of ρ^{AB} versus $t/2$ $[0; \frac{\pi}{2}]$.

Fig. 1 contains the 16 real scalars ρ^{jk} of the two-spin density, Fig. 2 the tensor product of the two corresponding reduced densities ρ_A and ρ_B , which up to the scale factor $\frac{1}{2}$ are shown in the first row and first column respectively of both Figures. The difference between the

two Figures is the correlation tensor $c^{jk} = \rho_{jk}^j - \rho_A^j \rho_B^k$ and in this case the correlation is quantum. The evolution is coupling the two spins until they are maximally entangled (the concurrence is 1). This reflects in being pure and ρ_A, ρ_B completely mixed.

The situation changes when $\rho(0)$ is mixed (at least for the case of equal rescaling of the components of (16)). The evolution along ad_{33} is not anymore maximally entangling, as is shown by the fact that zero concurrence is reached for $r = 0.3052$, while the maximally entangled mixed states (such as the states described in [19, 20]) reach the border with the separability ball at $r = 1 = (2/3)$ (i.e., $\text{tr} \rho^2 = 1/3$, see also [21]). In terms of unitary evolution, the main difference between pure and mixed states is that if we start with a mixed state, the eigenvalues at time 0 are not ± 1 but belong to an interval $[-1, 1]$, $\neq 0$. Hence, along the evolution, $\text{eig}(\rho(t))$ will remain positive for some $t > 0$, and become negative (at least one of them) only after a certain time interval has elapsed. This is shown in Fig. 3 where the same evolution is applied for 4 different degrees of mixing r of the initial condition. For $r < 0.3052$ there is no entanglement left.

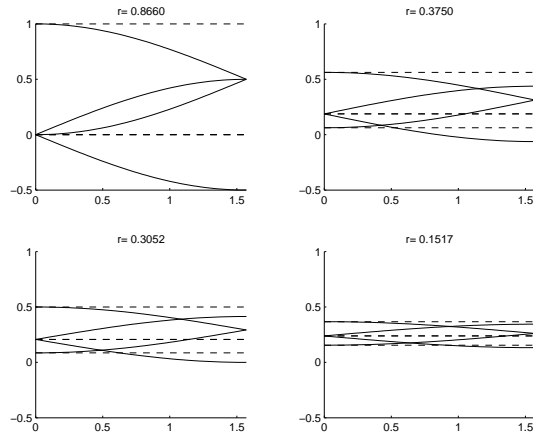


FIG. 3: The eigenvalues of ρ_A (dashed lines) and of ρ_B (solid lines) versus $t \in [0, \frac{\pi}{2}]$ for 4 different values of the degree of mixing r .

B. C-NOT gate

It is well-known that elementary gates of a quantum computer being discrete unitary operations, they can be written in terms of the corresponding infinitesimal Hamiltonians. In particular, in the literature on quantum information processing by means of NMR spectroscopy [5] this was done in terms of the product of operator bases of which our formalism is just a variation. For example, in correspondence of the computational basis of two qubits $|j_0i\rangle, |j_1i\rangle, |j_0i\rangle, |j_1i\rangle$, the Hamiltonian of the

C-NOT gate

$$U_{\text{C-NOT}} = \begin{pmatrix} 1 & 0 & 0 & 0 \\ 0 & 0 & 0 & 1 \\ 0 & 0 & 1 & 0 \\ 0 & 1 & 0 & 0 \end{pmatrix}$$

is given by [5]

$$H_{\text{C-NOT}} = \frac{1}{2} \begin{pmatrix} 0 & 0 & 0 & 0 \\ 0 & 1 & 0 & 1 \\ 0 & 0 & 0 & 0 \\ 0 & 1 & 0 & 1 \end{pmatrix} :$$

In terms of the ρ_{jk} , this is $H_{\text{C-NOT}} = \frac{1}{2} (\rho_{00} \rho_{03} + \rho_{10} + \rho_{13})$, and therefore for ρ_{jk} we have the orthogonal matrix

$$R_{\text{C-NOT}} = e^{-i \frac{\pi}{2} (\text{ad}_{00} + \text{ad}_{03} + \text{ad}_{10} + \text{ad}_{13})},$$

which computed by means of (3) yields

$$R_{\text{C-NOT}} = \begin{pmatrix} 1 & 0 & 0 & 0 & 0 & 0 & 0 & 0 & 0 & 0 & 0 & 0 & 0 & 0 & 0 & 0 \\ 0 & 0 & 0 & 0 & 0 & 1 & 0 & 0 & 0 & 0 & 0 & 0 & 0 & 0 & 0 & 0 \\ 0 & 0 & 0 & 0 & 0 & 0 & 1 & 0 & 0 & 0 & 0 & 0 & 0 & 0 & 0 & 0 \\ 0 & 0 & 0 & 1 & 0 & 0 & 0 & 0 & 0 & 0 & 0 & 0 & 0 & 0 & 0 & 0 \\ 0 & 0 & 0 & 0 & 1 & 0 & 0 & 0 & 0 & 0 & 0 & 0 & 0 & 0 & 0 & 0 \\ 0 & 1 & 0 & 0 & 0 & 0 & 0 & 0 & 0 & 0 & 0 & 0 & 0 & 0 & 0 & 0 \\ 0 & 0 & 1 & 0 & 0 & 0 & 0 & 0 & 0 & 0 & 0 & 0 & 0 & 0 & 0 & 0 \\ 0 & 0 & 0 & 0 & 0 & 0 & 0 & 1 & 0 & 0 & 0 & 0 & 0 & 0 & 0 & 0 \\ 0 & 0 & 0 & 0 & 0 & 0 & 0 & 0 & 0 & 0 & 1 & 0 & 0 & 0 & 0 & 0 \\ 0 & 0 & 0 & 0 & 0 & 0 & 0 & 0 & 0 & 0 & 0 & 0 & 1 & 0 & 0 & 0 \\ 0 & 0 & 0 & 0 & 0 & 0 & 0 & 0 & 0 & 0 & 0 & 0 & 0 & 0 & 1 & 0 \\ 0 & 0 & 0 & 0 & 0 & 0 & 0 & 0 & 0 & 0 & 0 & 0 & 0 & 0 & 0 & 1 \\ 0 & 0 & 0 & 0 & 0 & 0 & 0 & 0 & 0 & 0 & 0 & 0 & 0 & 0 & 0 & 0 \\ 0 & 0 & 0 & 0 & 0 & 0 & 0 & 0 & 0 & 0 & 0 & 0 & 0 & 0 & 0 & 0 \end{pmatrix} :$$

If we are given the 4 computational basis states

$$\begin{aligned} |j_0i\rangle & : \rho_{jk} = \begin{pmatrix} 1 & 2 & 0 & 0 & 0 & 1 & 2 & 0 & 0 & 0 & 0 & 0 \\ 0 & 0 & 0 & 0 & 0 & 1 & 2 & 0 & 0 & 0 & 1 & 2 \end{pmatrix} ; \\ |j_1i\rangle & : \rho_{jk} = \begin{pmatrix} 1 & 2 & 0 & 0 & 0 & 1 & 2 & 0 & 0 & 0 & 0 & 0 \\ 0 & 0 & 0 & 0 & 0 & 1 & 2 & 0 & 0 & 0 & 1 & 2 \end{pmatrix} ; \\ |j_0i\rangle & : \rho_{jk} = \begin{pmatrix} 1 & 2 & 0 & 0 & 0 & 1 & 2 & 0 & 0 & 0 & 0 & 0 \\ 0 & 0 & 0 & 0 & 0 & 1 & 2 & 0 & 0 & 0 & 1 & 2 \end{pmatrix} ; \\ |j_1i\rangle & : \rho_{jk} = \begin{pmatrix} 1 & 2 & 0 & 0 & 0 & 1 & 2 & 0 & 0 & 0 & 0 & 0 \\ 0 & 0 & 0 & 0 & 0 & 1 & 2 & 0 & 0 & 0 & 1 & 2 \end{pmatrix} ; \end{aligned}$$

it is straightforward to check that $R_{\text{C-NOT}}$ behaves as a C-NOT gate with the second qubit acting as control qubit. Notice that $H_{\text{C-NOT}}$ is not traceless, hence we have an Hamiltonian with $h^{00} \neq 0$. As mentioned above, this is irrelevant because $\text{ad}_{00} = 0$, i.e., in the adjoint representation one always obtains the corresponding traceless Hamiltonian.

The structure of the basis used indicates that $H_{\text{C-NOT}}$ is a non-local operation since it contains ρ_{13} (and the

splitting into basis elements is obviously unique). While it leaves unentangled the computational basis elements, the same is not true in general for any state.

Comparing $U_{C \text{ NOT}}$ and $R_{C \text{ NOT}}$, the price to pay in order to use the tensor of coherences parameterization is a larger dimension of the operator involved. On the other hand, the matrices are normally sparse and the formalism allows to perform the same operation also on mixed states.

C. Three-qubit: entangling at distance (I)

Assume we have available coupling Hamiltonians between A and B and between B and C. B can be thought of as an ancilla being first entangled with A and then sent to interact with C. Given a state in which A is maximally entangled with B while C is separable from the two (and known), we want to transfer the entanglement from the pair (AB) to the pair (AC) leaving B unentangled at the end of the evolution, without making use of coupling Hamiltonians between A and C. Assume $\rho_{AB}(0)$ is in the pure maximally entangled state of Example IV A and $\rho_C = \frac{1}{2}(\rho_0 + \rho_1)$. The desired task is accomplished in half of the period $\tau = \frac{2}{\sqrt{2}}$ for example by the following piecewise constant Hamiltonian:

$$i\text{ad}_H(t) = \begin{cases} i\text{ad}_{033} & t \in [0; \frac{\tau}{4}) \\ i\text{ad}_{220} & t \in [\frac{\tau}{4}; \frac{\tau}{2}] \end{cases}$$

We obtain also that $\rho_{AB}(0) = \rho_{AC}(=2)$ and $\rho_B(=2) = \rho_C(0)$, see Fig 4. As can be seen from Fig. 5, at $\frac{\tau}{4}$ the entanglement swaps from the pair AB to the pair AC. The scheme can be iterated to n qubits.




FIG. 4: The 64 components of ρ versus t .

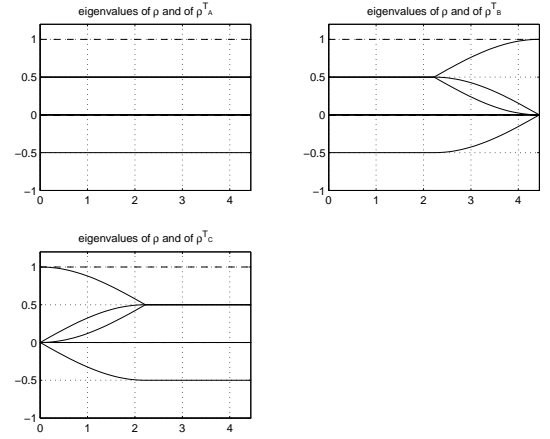


FIG. 5: The eigenvalues of ρ (dashed lines) and of the 3 partial transposes ρ^{T_A} , ρ^{T_B} and ρ^{T_C} (solid lines) versus t .

D. Three-qubit: entangling at distance (II)

While the previous example is rather straightforward, in the literature there exist more sophisticated and surprising methods to distribute entanglement. In [12] it is shown that for the 3-qubit separable state $\rho_{in} = \frac{1}{6} \sum_{k=0}^3 \rho_k$ with $\rho_k = \frac{1}{2}(\rho_0 + \rho_1)$, it is possible to find a cascade of two C-NOT gates, one with C as control qubit and acting on A and the other with B as control qubit and acting on C, such that at the end of the operation A and C are both entangled but for the whole process B remains unentangled. In terms of the Hamiltonian of the C-NOT computed in Section IV B, this is equivalent to the following piecewise constant 3-qubit infinitesimal generators, obtained permuting the indexes of $H_{C \text{ NOT}}$ and adding a $\sqrt{0}$ in the correct slot [26]:

$$i\text{ad}_H(t) = \begin{cases} i(\text{ad}_{300} \text{ad}_{001} + \text{ad}_{301}); & t \in [0; \frac{\tau}{2}) \\ i(\text{ad}_{003} \text{ad}_{010} + \text{ad}_{013}); & t \in [\frac{\tau}{2}; \tau] \end{cases}$$

If $x = \frac{1}{\sqrt{2}}$, then

$$\begin{aligned} \rho_{in} &= \frac{1}{2\sqrt{2}} (\rho_{000} + x\rho_{003} + x\rho_{110} + x\rho_{113} \\ &\quad + x\rho_{220} + x\rho_{223} + x\rho_{330} + x\rho_{333}); \\ \rho_{int} &= \frac{1}{2\sqrt{2}} (\rho_{000} + x\rho_{033} + x\rho_{111} + x\rho_{122} \\ &\quad + x\rho_{212} + x\rho_{221} + x\rho_{303} + x\rho_{330}); \\ \rho_n &= \frac{1}{2\sqrt{2}} (\rho_{000} + x\rho_{030} + x\rho_{101} + x\rho_{131} \\ &\quad + x\rho_{202} + x\rho_{232} + x\rho_{303} + x\rho_{333}); \end{aligned}$$

where ρ_{int} is the density after the first C-NOT gate and ρ_n the final state. Simulating the evolution of the system, we get that indeed B maintains a positive partial

transpose (PPT) for the whole interval, as can be seen in Fig. 6, while A acquires a negative partial transpose (NPT) in the first half and keeps it through the second half. In this second part also C shows NPT. The behavior can be explained in terms of bipartite entanglement of different cuts of the 3 qubits. Compare Fig. 6 and Fig. 7 [27]. In the first half of the interval, A is entangling itself with the 2-qubit reduced density ρ_{BC} . Such entanglement is bipartite and is not "visible" at the level of 1-qubit reduced densities of B and C. The same thing happens between C and (AB) in the second half of the operation. The example is a well-cooked one as for all times there is no entanglement showing between B and (AC) (not just "at the end" of the gate). The doubt that remains is whether the final result is truly creation of entanglement between A and C, or rather is only a "superposition" of two 1-qubit { 2-qubit bipartite entanglement. Notice that a third CNOT operation on A

FIG. 6: The eigenvalues of ρ (dashed lines) and of the 3 partial transposes T_A , T_B and T_C (solid lines) versus t .

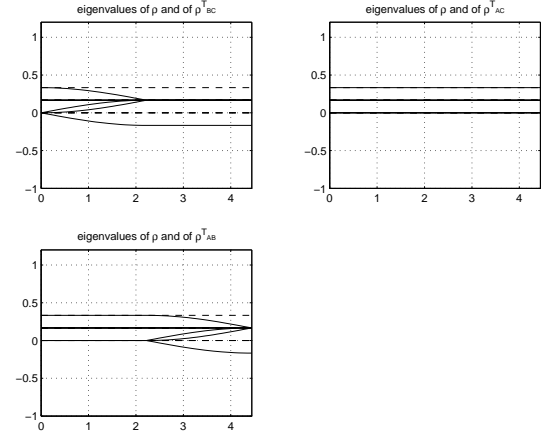
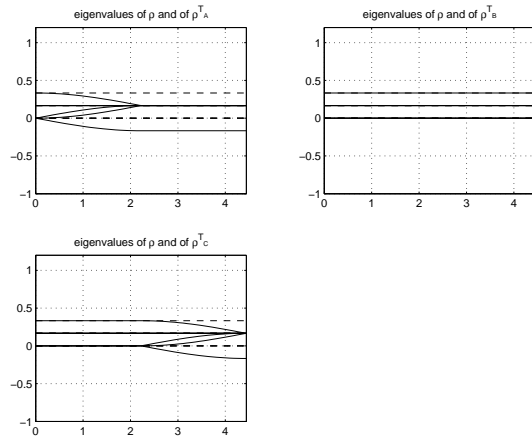


FIG. 7: The eigenvalues of ρ (dashed lines) and of the 3 partial transposes T_{BC} , T_{AC} and T_{AB} (solid lines) versus t .

and C (with either of the two as control qubit) leaves all three qubits with PPT.

APPENDIX A: FORMULA FOR LIE BRACKETS OF TENSOR PRODUCT MATRICES

Given $A_1; \dots; A_n; B_1; \dots; B_n \in M_n$,

$$[A_1 \dots A_n; B_1 \dots B_n] = \sum_{k=1}^n \frac{1}{2^{n-1}} ([A_1; B_1] [A_2; B_2] \dots [A_n; B_n]) \quad (A1)$$

where in each sum m and

$$\text{the bracket } ([;]) \text{ is } = \begin{cases} [;] & k \text{ times, } k \text{ odd} \\ f ; g & n - k \text{ times} \end{cases}$$

the sum is over all possible (nonrepeated) combinations of $[;]$ and $f ; g$ and over all odd $k \in [1; n]$.

For example:

$$\begin{aligned} [A_1 A_2; B_1 B_2] &= [A_1; B_1] A_2 B_2 + B_1 A_1 [A_2; B_2] \\ &= A_1 B_1 A_2 B_2 - B_1 A_1 B_2 A_2 \\ &= \frac{1}{2} ([A_1; B_1] f A_2; B_2 g + f B_1; A_1 g [A_2; B_2]); \end{aligned} \quad (A2)$$

$$\begin{aligned} [A_1 A_2 A_3; B_1 B_2 B_3] &= A_1 B_1 A_2 B_2 A_3 B_3 - B_1 A_1 B_2 A_2 B_3 A_3 \\ &= \frac{1}{4} ([A_1; B_1] f A_2; B_2 g f A_3; B_3 g + f A_1; B_1 g [A_2; B_2] f A_3; B_3 g \\ &\quad + f A_1; B_1 g f A_2; B_2 g [A_3; B_3] + [A_1; B_1] [A_2; B_2] [A_3; B_3]); \end{aligned} \quad (A3)$$

$$\begin{aligned}
& [A_1 A_2 A_3 A_4; B_1 B_2 B_3 B_4] = A_1 B_1 A_2 B_2 A_3 B_3 A_4 B_4 B_1 A_1 B_2 A_2 B_3 A_3 B_4 A_4 \\
& = \frac{1}{8} ([A_1; B_1] f_{A_2; B_2} g_{A_3; B_3} f_{A_4; B_4} + f_{A_1; B_1} g_{A_2; B_2} [A_3; B_3] f_{A_4; B_4} + f_{A_1; B_1} g_{A_2; B_2} g_{A_3; B_3} [A_4; B_4] \\
& + f_{A_1; B_1} g_{A_2; B_2} [A_3; B_3] f_{A_4; B_4} + f_{A_1; B_1} g_{A_2; B_2} f_{A_3; B_3} [A_4; B_4] \\
& + [A_1; B_1] [A_2; B_2] [A_3; B_3] f_{A_4; B_4} + [A_1; B_1] [A_2; B_2] f_{A_3; B_3} [A_4; B_4] \\
& + [A_1; B_1] f_{A_2; B_2} [A_3; B_3] [A_4; B_4] + f_{A_1; B_1} [A_2; B_2] [A_3; B_3] [A_4; B_4]):
\end{aligned} \tag{A 4}$$

-
- [1] C. Altaïni. Phys. Rev. A, 69:012311, 2004.
- [2] G. Mahler and V. A. Weber. Quantum networks. Springer, 1998.
- [3] G. Jaeger, A. V. Sergienko, B. A. Saleh, and M. C. Teich. system s. Phys. Rev. A, 68:022318, 2003.
- [4] R. R. Ernst, G. Bodenhausen, and A. Wokaun. Principles of magnetic resonance in one and two dimensions. Oxford Science publications, 1987.
- [5] T. F. Havel, D. G. Cory, S. Lloyd, N. Boulant, E. M. Fortunato, M. A. Pravia, G. Teklemariam, Y. S. Weinstein, A. Bhattacharyya, and J. Hou. American J. of Phys., 70:345{362, 2002.
- [6] T. F. Havel and C. J. Doran. Geometric algebra in quantum information processing. In S. J. S. J. Lomonaco and H. E. Brandt, editors, Quantum Computation and Information, volume 305 of Contemporary Mathematics. American Mathematical Society, 2000.
- [7] N. Khaneja and S. J. Glaser. Phys. Rev. A, 65:032301, 2002.
- [8] A. R. P. Rau. Phys. Rev. A, 61:032301, 2000.
- [9] V. Subrahmanyam. Preprint quant-ph/0307135, 2003.
- [10] M.-H. Yung, D. W. Leung, and S. Bose. Preprint quant-ph/0312105, 2003.
- [11] S. Popescu. Phys. Rev. Lett., 74:2619, 1995.
- [12] T. S. Cubitt, F. Verstraete, W. Dur and J. I. Cirac. Phys. Rev. Lett., 91:037902, 2003.
- [13] U. Fano. Reviews of Modern Physics, 55:355{874, 1983.
- [14] L. Jakobczyk and M. Siennicki. Phys. Lett. A, 286:383{390, 2001.
- [15] F. Verstraete, J. Dehaene, and B. De Moor. Phys. Rev. A, 64:010101, 2001.
- [16] W. K. Wootters. Phys. Rev. Lett., 80:2245{2248, 1998.
- [17] S. L. Braunstein, C. M. Caves, R. Jozsa, N. Linden, S. Popescu, and R. Schack. Phys. Rev. Lett. 83:1054, 1999.
- [18] L. Gurvits and H. Barnum. Phys. Rev. A 68:042312, 2003.
- [19] F. Verstraete, K. Audenaert and B. De Moor. Phys. Rev. A, 64:012316, 2001.
- [20] S. Ishizaka and T. Hiroshima. Phys. Rev. A, 62:022310, 2000.
- [21] K. Zyczkowski and P. Horodecki. Phys. Rev. A, 58:883, 1998.
- [22] S. G. Schimier, T. Zhang, and J. V. Leahy. Journal of Physics A, 37:1389{1402, 2004.
- [23] M. Byrd and N. Khaneja. Phys. Rev. A, 68:062322, 2003.
- [24] Here "generically" means in an open and dense set i.e., always except at most in a set of zero measure (in the state space).
- [25] For a discussion of the same question in a single three-level system and an overview of the complications encountered see [22, 23].
- [26] Notice that the time interval is rescaled with respect to the 2-qubit case of Section IV B because of the effect of the third qubit, see (6).
- [27] Obviously Fig. 7 is totally redundant with Fig. 6:
- $$T_{BC}^T = T_A.$$