

citonic energy shift due to exciton dipole-dipole interactions, is the time-dependent coupling between laser and dot (taken to be the same for both QDs), and ω_L is the laser frequency. We have assumed that the energy difference between states $|j_i\rangle$ and $|j_l\rangle$ is negligible on the exciton energy scales. Single-particle tunneling between the dots is also neglected.

Our QDs are assumed to be smaller than the bulk exciton radius and hence within the strong confinement regime. Therefore, mixing of single-particle electron and hole states due their Coulomb interactions may be neglected and any energy shift can be incorporated into ω_a [13]. However, the Coulomb energies are still important as they ensure that the resonance condition for single-particle tunneling is not the same as that for resonant exciton transfer.

As a consequence of the Pauli exclusion principle, there are no matrix elements which can cause transitions between $|j_i\rangle$ and $|j_l\rangle$ on either dot. Additionally, to first order, the Forster process, which is non-magnetic, couples only the states $|j_l X_i\rangle$ and $|j_l X_l\rangle$ and exchanges no spin information.

We can see that the Hamiltonian of Eq. 2 may be decoupled into four separate subspaces with no interactions between them: $f|j_0\rangle; f|j_1\rangle; |j_l X_i\rangle; f|j_l X_l\rangle; |j_l X_i\rangle; |j_l X_l\rangle; |j_l X_i\rangle; |j_l X_l\rangle$. We are primarily interested in the dynamics of the $f|j_l X_i\rangle; |j_l X_i\rangle; |j_l X_l\rangle; |j_l X_l\rangle$ subspace where the coupling between the states $|j_l X_i\rangle$ and $|j_l X_l\rangle$ will allow us to generate a phase shift on the input state $|j_l X_i\rangle$. In this subspace the Hamiltonian is:

$$H_{\text{sub}}(t) = \begin{pmatrix} 0 & 0 & \cos \omega_L t & \cos \omega_L t & 0 \\ \cos \omega_L t & \omega_a & V_F & \cos \omega_L t & C \\ \cos \omega_L t & V_F & \omega_a & \cos \omega_L t & A \\ 0 & \cos \omega_L t & \cos \omega_L t & 2\omega_a + V_{XX} & 0 \end{pmatrix} \quad (3)$$

As we are considering the case of two resonant QDs it is sensible to first diagonalize the Hamiltonian of Eq. 3 in the absence of a laser field. Letting $j+i = 2^{1/2}(|j_l X_i\rangle + |j_l X_l\rangle)$ and $j-i = 2^{1/2}(|j_l X_i\rangle - |j_l X_l\rangle)$, in the eigenstate basis $f|j_l X_i\rangle; j+i; j-i; |j_l X_l\rangle$ we obtain:

$$H_{\text{sub}}(t) = \begin{pmatrix} 0 & 0 & 0 \cos \omega_L t & 0 & 0 \\ 0 \cos \omega_L t & \omega_a + V_F & 0 & 0 \cos \omega_L t & C \\ 0 & 0 & \omega_a & V_F & 0 \\ 0 & 0 \cos \omega_L t & 0 & 2\omega_a + V_{XX} & 0 \end{pmatrix} \quad (4)$$

where the only dipole allowed transitions are between the states $|j_l X_i\rangle$ and $j+i$, and between $j+i$ and $|j_l X_l\rangle$, and $\omega = \frac{\omega}{2}$.

We shall now transform this Hamiltonian into a frame rotating with the laser frequency ω_L with respect to both dipole allowed transitions. Within the rotating wave ap-

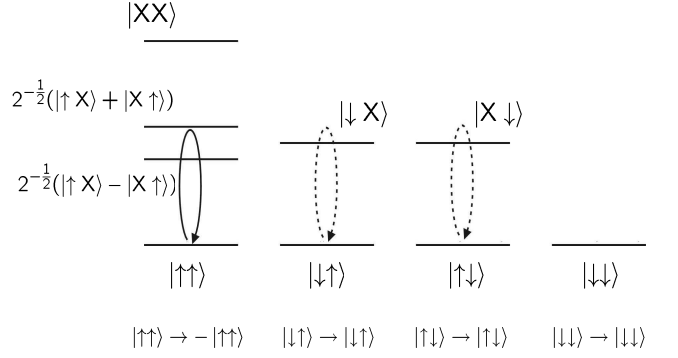


FIG. 1: Schematic of the energy level structure of two resonantly coupled QDs, showing its dependence on the spin state of the excess electron on each dot. When the spins are both in state j_z an energy shift of the single exciton states occurs due to their Forster coupling. Hence a phase shift may be accumulated using a laser resonant with the dipole allowed transition. This does not occur for any of the other states shown due to the Pauli blocking mechanism.

proximation, Eq. 4 becomes:

$$H_{\text{sub}} = \begin{pmatrix} 0 & 0 & 0 & 0 & 1 \\ 0 & 0 & 0 & 0 & C \\ 0 & 0 & 2V_F & 0 & A \\ 0 & 0 & 0 & V_{XX} & 2V_F \end{pmatrix} \quad (5)$$

where we set our laser frequency to be resonant with the dipole allowed $|j_l X_i\rangle$ to $j+i$ transition, i.e. we set $\omega_L = (\omega_a + V_F)$, as this will allow us to generate the desired CPHASE gate (See Fig. 1). Under the condition

$$j-i = 2^{1/2} \quad V_{XX} = 2V_F \quad (6)$$

we may use degenerate perturbation theory to decouple the two subspaces $f|j_l X_i\rangle; j+i$ and $f|j_l X_l\rangle; |j_l X_l\rangle$. Taking the perturbation theory to second order we may write down an effective Hamiltonian in the degenerate subspace $f|j_l X_i\rangle; j+i$

$$H_{\text{eff}} = \begin{pmatrix} 0 & 0 \\ 0 & \omega_a + V_{XX} + 2V_F \end{pmatrix} \quad (7)$$

However, within the condition of Eq. 6 the difference in diagonal terms is very small compared to the magnitude of the off-diagonal terms. Therefore, the eigenstates of H_{eff} are given approximately by $2^{1/2} f|j_l X_i\rangle + j+i$ and $2^{1/2} f|j_l X_l\rangle - j+i$, with respective eigenvalues $\omega = 0$ and $\omega = 2$.

Expanding the initial state $|j_l X_i\rangle$ in terms of the eigenstates of H_{eff} , and transforming back into the lab frame, leads to the following time evolution:

$$|j_l X_i\rangle = \cos \frac{1}{2} \omega t |j_l X_i\rangle + i e^{i(\omega_a + V_F)t} \sin \frac{1}{2} \omega t |j+i\rangle \quad (8)$$

Hence, for $\int_0^{R_T} \dot{\phi}(t) dt = 2\pi$ we generate the required phase change π in $|11\rangle$.

For our scheme to be sufficient for the two-qubit CPHASE gate we must ensure that no basis state, other than $|11\rangle$, experiences a phase change within the gate time T . Returning to the Hamiltonian of Eq. 2 we see that due to the Pauli blocking effect we have chosen to exploit, the state $|00\rangle$ is completely uncoupled from any other state. Therefore, it will undergo no phase change during the gate operation.

The states $|10\rangle$ and $|01\rangle$ are not uncoupled and the transitions $|11\rangle \leftrightarrow |00\rangle$ and $|10\rangle \leftrightarrow |01\rangle$ are possible. Taking the $|11\rangle, |00\rangle$ subspace as an example (the $|10\rangle, |01\rangle$ subspace is entirely equivalent for two identical dots) and moving into the rotating frame as above, we may write:

$$H^0 = \begin{pmatrix} 0 & \Omega \\ \Omega & 0 \end{pmatrix} = \frac{\Omega}{2} \sigma_x; \quad (9)$$

when we insert the laser frequency $\omega_L = \omega_a + V_F$. Therefore, under the condition

$$\Omega = V_F; \quad (10)$$

we obtain eigenvalues $\pm V_F/2$ and the initial state $|11\rangle$ will experience no phase shift due to the laser. An analogous behaviour is expected for the input state $|01\rangle$.

In order to estimate the characteristic timescale associated with the idealized two-qubit gate operation of Eq. 1, we consider typical interaction strengths $V_F = 0.85$ meV [14] and $V_{XX} = 5$ meV [1, 4]. Conditions Eq. 6 and Eq. 10 imply that $\Omega = 0.1$ to 0.2 meV (0.14 to 0.28 meV) at its maximum for a high fidelity operation (in the region of 95% to 99%). This corresponds to a gate implementation time $T = 15$ to 30 ps for a square pulse, sufficient for many such operations to be performed within measured low-temperature exciton dephasing times [15, 16, 17]. Although such fidelities will not be sufficient to perform scalable, fault-tolerant quantum computation, they are on a par with the current experimental state-of-the-art in other systems. In Fig. 2 we show a full numerical simulation of Eq. 2 over a complete gate cycle, demonstrating the suppression of unwanted phase on the state $|10\rangle$ as the ratio of Ω/V_F decreases.

The CPHASE operation outlined above, whilst being conceptually simple and the most straightforward gate to implement experimentally, places stringent conditions on the system dynamics. However, it is possible to relax the condition of Eq. 10 through the use of single qubit operations and by redefining the phase accumulated on state $|11\rangle$ as $\phi_{11} \rightarrow \phi_{11} + \pi$ [18]. Here, $\phi_{11} = \phi_{00} + \phi_{10} + \phi_{11}$ where ϕ_n is the phase change of $|n\rangle$ during the gate operation time. For $\Omega = V_F$ we recover the gate of Eq. 1, where Eq. 10 is now no longer necessary, and we need only satisfy the far less restrictive condition of Eq. 6.

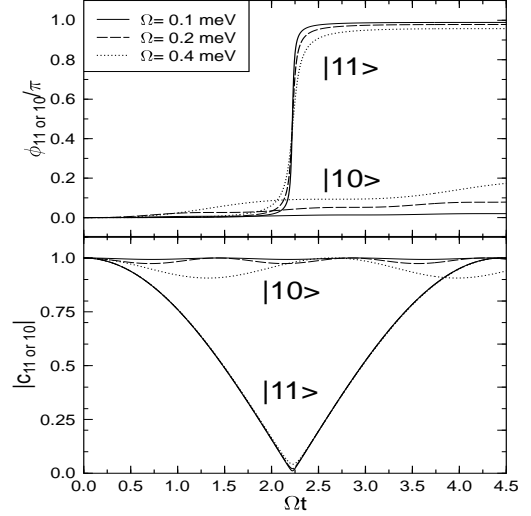


FIG. 2: Phase (top) and amplitude (bottom) of states $|10\rangle$ and $|11\rangle$ during the CPHASE gate operation, with $V_F = 0.85$ meV, $V_{XX} = 5$ meV, and $\omega_a = 2$ eV.

We have now shown that a non-trivial two-qubit operation between spins in adjacent QDs may be selectively induced through the use of a single laser. However, we must also be able to perform arbitrary single qubit rotations on each dot for our scheme to be sufficient for a universal set of quantum gates.

Optically, the most straightforward is a Z-rotation which accumulates a relative phase between the qubit basis states $|0\rangle$ and $|1\rangle$. Considering an arbitrary initial state on a single dot, and exploiting Pauli blocking as above, a π -pulse of light tuned to the exciton resonance gives us the transformation:

$$a|0\rangle + b|1\rangle \rightarrow a|0\rangle + b|1\rangle; \quad (11)$$

If we now allow the system to evolve freely for a time T_s , and then de-excite via a further π -pulse, we obtain the state $a|0\rangle + b \exp(i\omega_a T_s)|1\rangle$. Here, ω_a is the energy difference between $|1\rangle$ and $|0\rangle$, and the final state corresponds to a rotation of the input state by $\phi = \omega_a T_s$ about the z-axis.

Natural size and composition fluctuations in self-assembled dot samples allow for energy selective addressing of individual QDs and we must be able to move two coupled dots in and out of resonance in order to perform both single- and two-qubit manipulations. We propose the use of an inhomogeneous external electric field to enable us to move between the non-resonant and resonant cases on a timescale which is short compared to typical spin decoherence times [11, 12]. Field gradients of approximately 20 (MV/m)/ μm have been obtained experimentally [19] with Stark shifts of about 2 meV seen in a field of 0.2 MV/m in the same experiment. There-

fore, for adjacent dots spaced by 5 nm we can reasonable expect an energy selectivity of 1 meV. As any laser resonant with the $|1\rangle \rightarrow |2\rangle$ transition on one dot will behave as a detuned laser on a second nearby dot, we may estimate the fidelity of avoiding unwanted transitions in the second dot from :

$$F = 1 - \frac{\gamma^2}{4\Delta^2}; \quad (12)$$

where Δ is the laser detuning. Hence, for $\Delta = 1$ meV, to achieve a π -pulse with 99% fidelity requires an operation time of $T_s = 40$ ps (reducing to $T_s = 13$ ps for 90% fidelity). As the gate time scales as $1/\Delta^2$ it would be significantly reduced in a well optimized experiment.

Optically induced single spin rotations about a second axis (for example about the X-axis) are a more difficult proposition. Raman transitions involving the light-hole levels $|j\rangle_{\text{lh}} = |1\rangle_{\text{lh}} = |2\rangle_{\text{lh}}$ and a single exciton within a QD have been proposed as a means to achieve direct optical transitions between the spin states $|1\rangle$ and $|2\rangle$ [8]. Unfortunately, as the light-hole states are not hole ground states in GaAs based QDs they suffer from extremely short decoherence times. Pazy et al. [8] propose the use of II-IV semiconductors to shift the light-hole energy levels to become ground states. However, since GaAs based QDs are the current state-of-the-art we would like to be able to implement universal single qubit rotations in such systems. We therefore adapt the scheme of Ref. [8] by using detuned lasers to induce Raman transitions between $|1\rangle$ and $|2\rangle$ whilst exciting very little population to the fast decaying light-hole states. Fig. 3 shows a numerical simulation which demonstrates that the fidelity of the gate can be improved by detuning the lasers, but at the cost of a longer gate time.

To summarize, we believe that the scheme outlined above allows for the realization, with available technology, of a controlled phase gate between two spins in adjacent quantum dots, and for arbitrary single-qubit manipulations. As our coupled-spin quantum logic gate requires the excitation of single exciton states only, it has a major advantage in the need for only one laser to couple the qubits. Furthermore, we have shown that both types of gate may be performed to a good fidelity with the current semiconductor and laser technology. The potential for extremely high fidelity quantum logic also exists as quantum dot growth and characterization techniques progress.

AN and BWL are supported by EPSRC (BWL as part of the Foresight LINK Award Nanoelectronics at the Quantum Edge). SDB acknowledges support from the EU NANOMAGIQ project (Contract no. IST-2001-33186). We thank E. Pazy and W. J. Munro for useful and stimulating discussions.

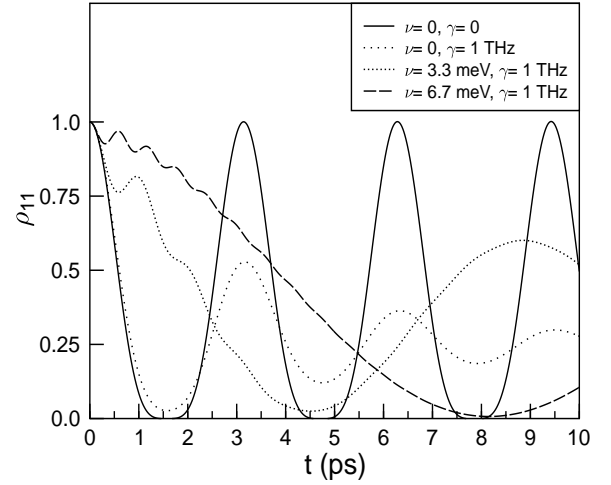


FIG. 3: Population of the spin-up state of a single qubit during the proposed X-rotation gate induced by a two-laser Raman transition. Various values of the exciton decay rate γ and laser detuning ν are shown with $\epsilon_a = 2$ eV, and $\epsilon = 1.33$ meV for both lasers.

Electronic address: ahsan.nazir@materials.oxford.ac.uk

- [1] E. Biolatti, I. D'Amico, P. Zanardi, and F. Rossi, Phys. Rev. B 65, 075306 (2002).
- [2] L. Quiroga and N. F. Johnson, Phys. Rev. Lett. 83, 2270 (1999).
- [3] F. Troiani, U. Hohenester, and E. Molinari, Phys. Rev. B 62, 2263(R) (2000).
- [4] B. W. Lovett, J. H. Reina, A. Nazir, and G. A. D. Briggs, Phys. Rev. B 68, 205319 (2003).
- [5] G. Burkard, D. Loss, and D. P. DiVincenzo, Phys. Rev. B 59, 2070 (1999).
- [6] D. Loss and D. P. DiVincenzo, Phys. Rev. A 57, 120 (1998).
- [7] L. M. K. Vandersypen, R. Hanson, L. H. W. van Beveren, J. M. Elzerman, J. S. Greidanus, S. D. Franceschi, and L. P. Kouwenhoven, xxx.janlgov/quant-ph/0207059.
- [8] E. Pazy, E. Biolatti, T. Calarco, I. D'Amico, P. Zanardi, F. Rossi, and P. Zoller, Europhys. Lett. 62, 175 (2003).
- [9] A. Imamoglu, D. D. Awschalom, G. Burkard, D. P. DiVincenzo, D. Loss, M. Sherwin, and A. Small, Phys. Rev. Lett. 83, 4204 (1999).
- [10] M. Feng, I. D'Amico, P. Zanardi, and F. Rossi, xxx.janlgov/quant-ph/0304169.
- [11] R. Hanson, B. Witkamp, L. M. K. Vandersypen, L. H. W. van Beveren, J. M. Elzerman, and L. P. Kouwenhoven, Phys. Rev. Lett. 91, 196802 (2003).
- [12] V. N. Golovach, A. Khaetskii, and D. Loss, xxx.janlgov/cond-mat/0310655.
- [13] S. Schmitt-Rink, D. A. B. Miller, and D. S. Chemla, Phys. Rev. B 35, 8113 (1987).
- [14] A. Nazir, B. W. Lovett, S. D. Barrett, J. H. Reina, and G. A. D. Briggs, xxx.janlgov/quant-ph/0309099.
- [15] P. Borri, W. Langbein, S. Schneider, U. Woggon, R. L. Sellin, D. Ouyang, and D. Bimberg, Phys. Rev. Lett. 87, 157401 (2001).

- [16] D. Birkedal, K. Leosson, and J. M. Hvam, Phys. Rev. Lett. 87, 227401 (2001).
- [17] M. Bayer and A. Forchel, Phys. Rev. B 65, 41308(R) (2002).
- [18] T. Calarco, A. Datta, P. Fedichev, E. Pazy, and P. Zoller, Phys. Rev. A 68, 012310 (2003).
- [19] see for example, R. Rinaldi, M. Degiorgi, M. Devittorio, A. Melame, P. Visconti, R. Cingolani, H. Lipsanen, M. Sopanen, T. Rufva, J. Tulkki, Jpn. J. Appl. Phys. 40 2002 (2001), although this experiment was not designed specifically for our purposes.