

Decoherence in the quantum walk on the line Interferometric measurements

A. Romaneli, R. Siri, G. Abal, A. Auyuanet,
and R. Donangelo¹

Instituto de Física, Facultad de Ingeniería
Universidad de la República
C.C. 30, C.P. 11000, Montevideo, Uruguay

Abstract

We investigate the quantum walk on the line when decoherence is introduced through simultaneous measurements of the chirality and the particle position. This decoherence drives the system to a classical diffusive behavior, for which we have obtained analytical expressions for its diffusion coefficient. We show that this coefficient is proportional to the variance of the initially localized quantum random walker just before the first measurement. Through an association of the measurement processes to the collisions in Brownian motion, we show that this treatment provides a smooth connection between the pure classical and quantum limits.

Key words: Hadamard walk; quantum information; random walk; Markov process; Brownian motion

1 Introduction

In recent years the quantum walk on the line has been extensively studied as a natural generalization of the classical random walk [1]. Two cases have been considered: the quantum walk with continuous time [2] or with discrete time steps [3,4]. One of the most striking properties of the quantum walk on the line is its ability to spread over the line linearly in time, while its classical analog spreads out as the square root of time.

¹ Permanent address: Instituto de Física, Universidade Federal do Rio de Janeiro
C.P. 68528, 21941-972 Rio de Janeiro, Brazil

The effect of decoherence in the quantum walk on the line has been considered recently by several authors. Numerical simulations of the effect of measurements have shown that the quadratic increase of the variance is gradually suppressed [5]. Analytical studies of the effect of measurements in the chirality subspace have reached similar conclusions [6]. More recently, a numerical study of the effect of unitary noise on the evolution of the quantum random walker has shown that it leads to a crossover from a quantum behavior for short times to a classical-like behavior at longer times [7]. The quadratic increase in the variance of the quantum walk with time is a direct consequence of the coherence of the quantum evolution [8]. This can also be visualized through the separation of the evolution equation for a quantum system into a Markovian term and a quantum interference term as recently proposed in [9].

In this part we study analytically the effect of repeated position and chirality measurements on the discrete-time quantum walk on the line. We show that the diffusion coefficient is proportional to the variance of the quantum evolution during a time interval equal to the period of the measurements. As a consequence, over a time scale including many measurements, the overall variance of the quantum walk increases linearly in time, with a diffusion coefficient which depends on the measurement rate. In the second part of this work, to be published separately [10], we will consider the introduction of decoherence through a different mechanism: random failures in the links between neighboring sites.

The paper is organized as follows. In the next section, we briefly introduce the basic notions and notation relative to the discrete-time quantum walk on the line. Then, in section 3, we consider periodic measurements of chirality and position and indicate how the resulting evolution can be described in terms of a master equation. In section 4, we show how the stochastic classical model of Brownian motion can be used to adequately describe the time dependence of the variance of the quantum walk in the presence of the decoherence generated by the measurements. Finally, in section 5, we draw our conclusions.

2 Quantum random walk on the line

Let us consider a particle that can move freely over a series of interconnected sites. The discrete quantum walk on the line may be implemented by introducing an additional degree of freedom, the chirality, which can take two values: \leftarrow or \rightarrow , \mathcal{L}_i or \mathcal{R}_i , respectively. This is the quantum analog of the coin-flipping decision procedure for the classical random walker. At every time step, a rotation (or, more generally, a unitary transformation) of the chirality takes place and the particle moves according to its final chirality state. The global Hilbert space of the system is the tensor product $H_s \otimes H_c$ where H_s

is the Hilbert subspace associated to the motion on the line and the chirality Hilbert subspace is H_c .

If one is only interested in the properties of the probability distribution, it suffices to consider unitary transformations which can be expressed in terms of a single real angular parameter [3,11,12]. Let us call the operators that translate the walker one site to the left (right) on the line in H_s as T_L (T_R), respectively, and let \mathcal{L} (\mathcal{R}) be the chirality projector operators in H_c . We consider transformations of the form [3],

$$U(\theta) = \mathcal{L} T_L \mathcal{L} + \mathcal{R} T_R \mathcal{R} \otimes I \otimes K(\theta); \quad (1)$$

where $K(\theta) = e^{i\theta \sigma_z}$ is an unitary operator acting on H_c , σ_z being the Pauli matrices, and I is the identity operator in H_s . The unitary operator $U(\theta)$ evolves the state $|j(t)\rangle$ by one time step,

$$|j(t+1)\rangle = U(\theta) |j(t)\rangle; \quad (2)$$

The wavevector $|j(t)\rangle$ is expressed as the spinor

$$|j(t)\rangle = \sum_{n=-1}^{\infty} \begin{pmatrix} a_n(t) \\ b_n(t) \end{pmatrix} |n\rangle; \quad (3)$$

where the qubit $(a; b)$ has an upper (lower) component associated to the left (right) chirality and the states $|n\rangle$ are eigenstates of the position operator corresponding to the site n on the line. The unitary evolution for $|j(t)\rangle$, corresponding to eq. (2), can then be written as the map

$$\begin{aligned} a_n(t+1) &= a_{n+1}(t) \cos \theta + b_{n+1}(t) \sin \theta \\ b_n(t+1) &= a_{n-1}(t) \sin \theta + b_{n-1}(t) \cos \theta \end{aligned}; \quad (4)$$

For the particular case $\theta = \pi/4$, the usual Hadamard walk on the line is obtained.

The probability distribution for the walker position at time t is given by

$$P_n(t) = |a_n(t)|^2 + |b_n(t)|^2; \quad (5)$$

The unitary evolution described by eq. (4) has the property that after each time step two new sites are occupied. Therefore, if initialized at site 0, after t steps the wavefunction is non-zero, at most, in the $2t+1$ sites around the origin. In what follows we consider the effect of performing measurements on the evolution of this system.

3 Periodic Measurements, Markov processes and moments

Let us now consider the case in which the quantum random walker starts from the position eigenstate $|j\rangle$, with an initial qubit state $(1; i) = \frac{1}{\sqrt{2}}$, which results in a symmetric distribution [13]. The position and chirality of the walker are jointly measured every T steps. Among the several alternatives for measuring chirality, we choose to measure it in such a way that the qubit states, $(1; i) = \frac{1}{\sqrt{2}}$ and $(1; -i) = \frac{1}{\sqrt{2}}$ are eigenstates of the measurement operator. This means that we project the chirality on the y direction, by using the y Pauli operator. This way of measuring chirality ensures that the unitary evolution between measurements is always symmetric, as in the unbiased classical random walker.

The wavefunction evolves according to the unitary map (4) for the first T steps. At time $t = T$ position and chirality are measured for the first time. The probability that the result of the position measurement is n , i.e. that the wavefunction collapses into the eigenstate $|n\rangle$ of position, is

$$q_n = P_n(T) \quad (6)$$

The probability distribution $\{q_n\}$ depends on the initial qubit state. However, for the chirality measurement procedure described above, this distribution repeats itself after each measurement, although centered at different position eigenstates, as can be seen from (4).

After this first measurement, the unitary evolution continues and new measurements are performed at times $t = 2T; 3T; \dots; T$. The discrete variable indicates the number of measurements performed on the system up to a given time. To illustrate this procedure, in Figure 1 we consider an example for the evolution in the case $T = 2$. For arbitrary intervals between consecutive measurements T , the probability distribution P_n satisfies the master equation

$$P_n(t+T) = \sum_{j=n-T}^{n+T} q_{n-j} P_j(t); \quad (7)$$

where the Markovian transition probabilities from site j to site n , q_{n-j} are defined in eq. (6).

We calculate now, using eq. (7), the first moment as $M_1(t) = \sum_j j P_j(t)$ and the second moment as $M_2(t) = \sum_j j^2 P_j(t)$. After some manipulation we have

$$M_1(t+T) = M_1(t) + M_{1q}(T) \quad (8)$$

$$M_2(t+T) = M_2(t) + 2M_1(t)M_{1q}(T) + M_{2q}(T) \quad (9)$$

where $M_{1q}(T) = \sum_{n=-T}^T n q_n$ and $M_{2q}(T) = \sum_{n=-T}^T n^2 q_n$ are the first and second moments associated to the unitary evolution between measurements.

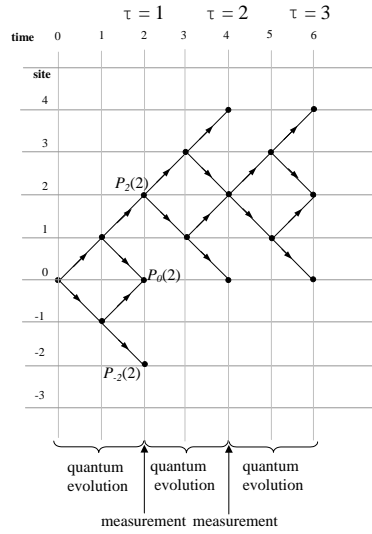


Fig. 1. Time evolution diagram for the quantum random walker assuming measurements with a period of $T = 2$ time steps. The evolution shown assumes that the initial state in position of the system is $n = 0$.

Therefore the variance, $\sigma^2(t) = M_2(t) - M_1^2(t)$, varies

$$\sigma^2(t+T) = \sigma^2(t) + \sigma_q^2(T); \quad (10)$$

where $\sigma_q^2(T) = M_{2q}(T) - M_{1q}^2(T)$ is the variance associated to the unitary evolution between measurements.

From eq. (10) we obtain the diffusion coefficient over a time scale of several measurements,

$$D = \frac{\sigma^2(t)}{2t} = \frac{\sigma_q^2(T)}{2T}; \quad (11)$$

Since the variance of the free evolution of the quantum system increases quadratically with time, we have

$$\sigma_q^2(T) = CT^2; \quad (12)$$

where C is a constant determined by the initial conditions.

As a consequence, the diffusion coefficient depends linearly on the time interval between measurements,

$$D = \frac{1}{2}CT; \quad (13)$$

We show in Fig. 2 the variance $\sigma^2(t)$ calculated through the computer simulation of the time evolution of an ensemble of 10^4 trajectories. These calculations confirm the linear dependence of the diffusion coefficient with the time interval T in eq. (13)

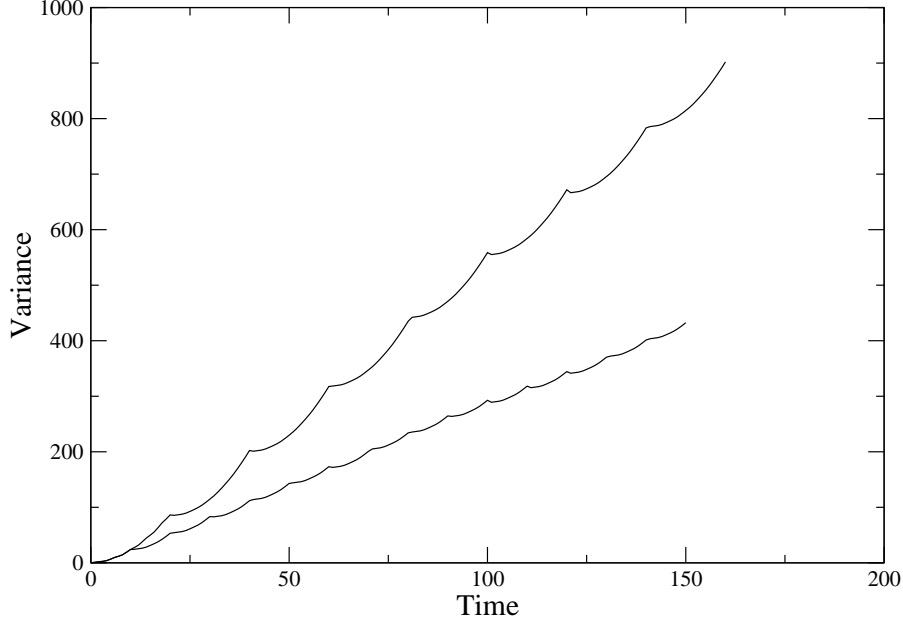


Fig. 2. Time evolution for the variance of the quantum random walker position distribution, assuming that the initial state in position of the system is $n = 0$ and the initial state in chirality is $(1; i) = \frac{1}{\sqrt{2}}$. Two different frequencies of measurement are shown, corresponding to $T = 10$ and $T = 20$. The parabolic sectors correspond to the free quantum evolution. The slope of the line joining the values where measurements are performed is proportional to the diffusion coefficient according to eq. (13).

This dependence on the frequency of measurements seems to be of a general nature. A similar dependence has been obtained numerically when measurements are performed either in the chirality subspace, the position subspace, or both [5]. The effect of measurements in chirality space alone has been considered analytically, and a similar dependence with the frequency of measurements was found [6].

4 Random measurements and Brownian motion

The result of eq. (13) is easily generalized to the case where the position and the chirality of the walker are measured simultaneously at random time intervals. In that case the diffusion coefficient is given by

$$D = \frac{C \overline{T^2}}{2\overline{T}}; \quad (14)$$

where \overline{T} is the average value of the time interval between measurements, and $\overline{T^2}$ that of its square. In Fig. 3 we show the evolution of the average variance in the case of random time intervals between measurements. The distribution of intervals between measurements is uniform between $T = 1$ and $T = 10$.

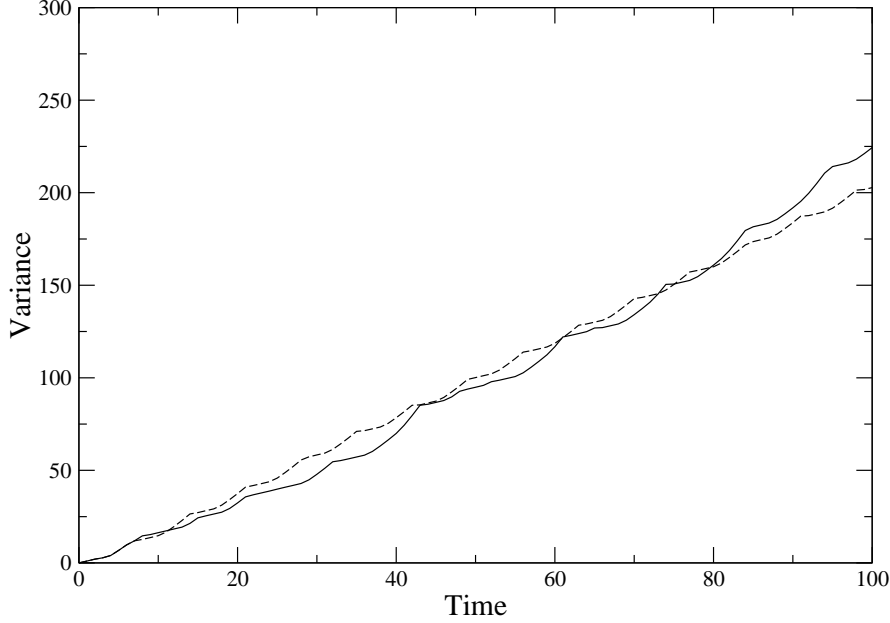


Fig. 3. Time evolution for the average variance of the quantum random walker position distribution, assuming that the initial state in position of the system is $n = 0$. The intervals between measurements are random, and uniformly distributed in the interval $[1,10]$ (full line). The dashed line correspond to the periodic case with $T = 7$

This corresponds to $\bar{T} = 5.5$ and $\overline{T^2} = 38.5$. Note that the resulting diffusion coefficient agrees with the periodic case for $T = 7$, in agreement with eq. (14).

This diffusion with random intervals between measurements is analogous to the one found in the case of simple classical Brownian motion, which describes a heavy particle immersed in a fluid of light molecules which collide with it randomly. The collisions may be associated to the quantum measurement processes, while the free motion between collisions to the quantum evolution between those measurements.

To explore further this analogy, let us consider the Langevin equation for the one-dimensional motion of a Brownian particle [14]

$$m \frac{dv}{dt} = -\gamma v + F^0(t); \quad (15)$$

where m is the mass of the particle, v its velocity, γ a viscosity coefficient and $F^0(t)$ the impulsive force due to the random collisions with the surrounding molecules. It is assumed that $\langle F^0(t) \rangle = 0$ and its correlations satisfy the Fluctuation-Dissipation theorem. Furthermore, the particle is assumed to be in thermal equilibrium at a temperature T with the surrounding liquid, so that, according to the equipartition theorem, its initial rms velocity is $v_{rms} = \sqrt{k_B T / m}$, where k_B is Boltzmann's constant. Then, it is easy to show

[14] that if initially $\langle x \rangle = \langle x^2 \rangle = 0$, the second moment of the position is

$$\langle x^2 \rangle = \frac{2k}{m} t^{-1} (1 - \exp(-t)); \quad (16)$$

where $\tau = m$ is the inverse of a characteristic time.

Two limiting cases are of interest to us. If $t \ll \tau$, i.e. for a small probability of a collision in the time interval, the second moment increases quadratically in time,

$$\langle x^2 \rangle = \frac{k}{m} t^2; \quad (17)$$

Comparing this with eq. (12), we obtain that the parameter C of the quantum random walker may be connected to the temperature of the Brownian motion through

$$C = \frac{k}{m}; \quad (18)$$

In the other limit, for $t \gg \tau$, i.e. when there are many collisions in the time interval, the second moment increases linearly with time,

$$\langle x^2 \rangle = \frac{2k}{m} t; \quad (19)$$

Then, the particle is slowed down as it suffers a diffusive process with a diffusion coefficient

$$D = \frac{k}{m}; \quad (20)$$

This should be compared to the quantum random walker at long times, i.e. when many position and chirality measurements have been performed. Considering eq. (13), we obtain the relation between the period T , at which measurements both on position and chirality of the quantum random walker are performed, and the inverse of the characteristic time for the Brownian motion,

$$T = \frac{2}{\tau}; \quad (21)$$

As we have seen, repeated measurements can be viewed as a dissipative process. As a consequence, the quantum random walker with decoherence brought about by measurements can be described in terms of a fully classical model. The particular mechanism by which the decoherence is introduced in the dynamics does not seem to be important as long as the proper time scale is considered.

5 Conclusions

We have shown that a quantum walk on the line with periodic position and chirality measurements can be described as a Markovian process over a timescale involving many measurement events. We have also shown that for such a long timescale the probability distribution satisfies a Master equation and that the associated diffusion coefficient varies inversely with the frequency of the measurements. This result is due to the fact that the measurements introduce decoherence in the quantum dynamics, thus breaking correlations and providing a route to a classical behavior.

The periodic measurement case may be easily extended to random time intervals between consecutive measurements. In this case the diffusion coefficient depends only on the ratio of the second to the first moment of the time interval distribution.

A comparison with the well known Markovian process of the Brownian motion has demonstrated two important features of the decoherent quantum walk. First, the coherence time, i.e. the period between measurements equals twice the characteristic time for the Brownian motion, $1/\gamma$. Second, the initial condition of the quantum random walker determines a constant C , directly related to the temperature in the Brownian motion model.

The model presented in this work sheds some light on the evolution of a quantum random walker in the presence of decoherence (producing events (measurements)). The restriction to symmetric evolution of the model might lead to restrictions in the generality of the results obtained. Although, on the one hand, the numerical result of [15], that the dependence of the variance σ_q^2 on the initial conditions is rather weak, points to a small sensitivity to this constraint, it is important to ascertain carefully whether a measurement process different from the one considered here will affect the diffusion coefficient of the quantum random walker with periodic measurements. Furthermore, the effect of position measurements alone deserves to be further investigated. Work along these lines is currently in progress.

We acknowledge support of P E D E C I B A and C O N I C Y T . R D . acknowledges partial financial support from the Brazilian Research Council (CNPq). A R , G A . and R D . acknowledge financial support from the Brazilian Millennium Institute for Quantum Information (CNPq).

References

- [1] J. Kempe, Contemporary Physics, 44, 307 (2003) and quant-ph/0303081.

- [2] A. Childs, E. Farhi, S. Gottesman, *Quantum Information Processing*, 1, 35 (2002) and quant-ph/0103020.
- [3] A. Nayak and A. Vishwanath, quant-ph/0010117 (2001).
- [4] P. L. Knight, E. Roldan and J. E. Sipe, *Phys. Rev. A* 68, 020301(R) (2003); *ibid.* quant-ph/0312133.
- [5] V. Kendon and B. Tregenna, *Phys. Rev. A* 67 042315 (2003) and quant-ph/0209005; *ibid.* quant-ph/0210047.
- [6] T. A. Brun, H. A. Carteret and A. Ambaini, *Phys. Rev. Lett.* 91, 130602 (2003); and quant-ph/0208195; *ibid.* *Phys. Rev. A* 67, 032304 (2003) and quant-ph/0210180.
- [7] D. Shapira, O. Biham, A. J. Bracken and M. Hackett, quant-ph/0309063 (2003).
- [8] A. Romaneli, A. C. Sicardi-Schino, G. Abal, R. Siri, A. Auyuanet, R. Donangelo to appear in *Physica A* (2004) and quant-ph/0310171.
- [9] A. Romaneli, A. C. Sicardi-Schino, G. Abal, R. Siri and R. Donangelo. *Phys. Lett. A*, 313, 325 (2003) and quant-ph/0204135.
- [10] G. Abal, R. Siri, A. Romaneli, and R. Donangelo, in preparation.
- [11] B. Tregenna, W. Flanagan, R. Maile and V. Kendon, *New J. Phys.* 5 (2003) 83; and quant-ph/0304204.
- [12] E. Bach, S. Coppersmith, M. Paz Goldschen and R. Joynt, quant-ph/0207008 (2002).
- [13] N. Konno, T. Namiki and T. Soshi, quant-ph/0205065 (2002).
- [14] F. Reif, *Fundamentals of statistical and thermal physics*, McGraw-Hill Book Co., (1965).
- [15] B. Travaglione and G. Milburn, *Phys. Rev. A* 65, 032310, (2002) and quant-ph/0109076.