

Realization of a General Three-Qubit Quantum Gate

Farrokh Vatan and Colin P. Williams

Jet Propulsion Laboratory
California Institute of Technology
4800 Oak Grove Drive
Pasadena, CA 91109-8099

Abstract

We prove that a generic three-qubit quantum logic gate can be implemented using at most 67 one-qubit rotations about the y - and z -axes and 43 CNOT gates, beating an earlier bound of 64 CNOT gates.

1 Introduction

Currently, the quantum circuit model is the dominant paradigm for describing the complexity of implementing a desired quantum computation [1]. By decomposing an n -qubit quantum computation into a sequence of one-qubit and two-qubit quantum gate operations, one can characterize the complexity of a quantum computation via the depth of the minimal quantum circuit that implements it. Equivalently, a physicist can gain insight into the complexity of performing certain desired manipulations on multi-partite states. Clearly, any such statement of minimality must always be made with respect to a particular universal family of quantum logic gates. The most widely used family today is the set of all one-qubit gates and CNOT gates [13]. However, many equally good universal gate families exist, and the choice of which family to use is determined by whichever gates are the easiest to implement in a chosen physical scheme for quantum computation. For example, optics-based, superconductor-based, and spin-based quantum computers would most likely use CNOT, i SWAP and $\sqrt{\text{SWAP}}$ gates, respectively, as their preferred two-qubit entangling operation. However, as there are simple relationships between one entangling gate and another, insights into circuit complexity based on the {one-qubit, CNOT} family are readily translated into the other families. Consequently, in this paper we will concentrate on characterizing the complexity for achieving arbitrary three-qubit quantum computations using one-qubit gates and CNOT gates. Furthermore, rather than allowing *any* one-qubit gate as a primitive, we will only allow the use of phase gates and rotations about the y - and z -axes.

It is known that a maximally general n -qubit quantum logic operation can be implemented using $O(2^{2n})$ two-qubit gates [26]. Recently, this estimate has been made more precise for the case of two-qubit

quantum computations. Specifically, Vidal and Dawson, Vatan and Williams and Shende, Markov and Bullock all proved that a maximally general two-qubit gate can be achieved in a quantum circuit that uses at most three CNOT gates. This result remains valid if we replace CNOT with any other maximally entangling two-qubit gate, such as i SWAP which is the more natural entangling operation in superconductor-based quantum computers. Moreover, if the available two-qubit operation, U , is less than maximally entangling, than any two-qubit gate can be achieved with at most six calls to U [27].

Unfortunately, the aforementioned bounds on the complexity of achieving maximally general two-qubit quantum gates have not yet led to similarly tight results for three-qubit gates. Three-qubit states are especially interesting because they possess much richer entanglement properties than two-qubit states [24, 25, 22]. In particular, they ought to allow physicists to gain a much deeper insight into the distinction between nonlocality and entanglement [12]. In order to investigate these states experimentally it will be necessary to understand how to best achieve arbitrary three-qubit gate operations. Such an understanding might stimulate the development of new quantum information processing protocols that rely upon tripartite entangled states [23].

To date, there have been relatively few results on the complexity of implementing general three-qubit operations. We refer to the most recent paper [26], where it is shown, besides the other things, that a three-qubit operation can be implemented by using 136 one-qubit gates and 64 CNOT gates. We improve this result by providing a computation that utilizes only 67 one-qubit gates and 43 CNOT gates.

Notation

We use the following simple notations for one-qubit gates:

$$I = \mathbb{1}_2, \quad X = \sigma_x, \quad Y = \sigma_y, \quad Z = \sigma_z, \quad H = \frac{1}{\sqrt{2}} \begin{pmatrix} 1 & 1 \\ 1 & -1 \end{pmatrix}.$$

For representing the tensor products of several one-qubit operations we apply the following natural notation:

$$XXX = X \otimes X \otimes X, \quad YYX = Y \otimes Y \otimes X, \quad \text{etc.}$$

The following two three-qubit operations play the key rule in our construction:

$$N(a, b, c) = \exp(i(a XXXZ + b YYZ + c ZZZ)), \quad (1)$$

$$M(a, b, c, d) = \exp(i(a XXXX + b YYX + c ZZX + d IIX)). \quad (2)$$

2 Construction

The key element of our construction is the decomposition of a three-qubit unitary gate is the decomposition of such operations provided by Khaneja and Glaser [17]. This is a general result which recursively reduces

the computation of an arbitrary unitary operation on n qubits, $U \in \mathbf{U}(2^n)$, into of a sequence of operations on $n - 1$ qubits and handful “core” operations on n qubits. For example, in the case of $n = 2$ qubits, for $U \in \mathbf{U}(4)$ we have the decomposition $U = K_1 A K_2$, where K_1 and K_2 belong to $\mathbf{U}(2) \otimes \mathbf{U}(2)$, i.e., the space of operations on each qubit separately, and A is a two-qubit operation of the form $e^{aXX+bYY+cZZ}$. This decomposition is, in fact, the cornerstone of the recent results on realization of two-qubit operations [6, 8, 7]. Here we utilize the special form of this decomposition for the case of $n = 3$ qubits.

2.1 Khaneja-Glaser decomposition

In [17] it is shown that every unitary operation on three qubits can be decomposed as Figure 1, where

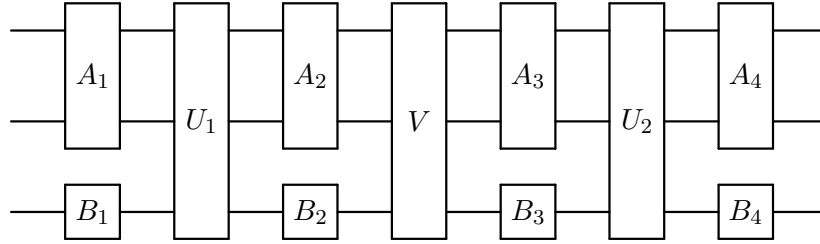


Figure 1: Khaneja-Glaser decomposition of a three-qubit unitary operation.

$A_j \in \mathbf{U}(4)$, $B_j \in \mathbf{U}(2)$, $U_j = N(a_j, b_j, c_j)$ and $V = M(a, b, c, d)$ (see definitions (1) and (2)). We utilize the optimal construction of [6] for computing the two-qubit operations A_j 's. To complete our construction, we need computation of the three-qubit operations $N(a, b, c)$ and $M(a, b, c, d)$. In the next sections we provide such computations.

2.2 Computing $N(a, b, c)$

Since the operations XXZ , YYZ , and ZZZ are mutually commuting, we can write

$$N(a, b, c) = \exp(i(aXXZ + bYYZ)) \cdot \exp(icZZZ).$$

Therefore, we break down the computation of $N(a, b, c)$ to computing unitary operations

$$N_1(a, b) = \exp(i(aXXZ + bYYZ)) \quad \text{and} \quad N_2(c) = \exp(icZZZ).$$

First, to compute $N_1(a, b)$, we introduce the following block-diagonal matrix

$$P(a, b) = \begin{pmatrix} P_1 & & & \\ & P_1 & & \\ & & P_2 & \\ & & & P_2 \end{pmatrix}, \quad (3)$$

where

$$P_1 = \begin{pmatrix} \cos(a-b) & i \sin(a-b) \\ i \sin(a-b) & \cos(a-b) \end{pmatrix} \quad \text{and} \quad P_2 = \begin{pmatrix} \cos(a+b) & i \sin(a+b) \\ i \sin(a+b) & \cos(a+b) \end{pmatrix}.$$

Then we have the decomposition of Figure 2 for $N_1(a, b)$.

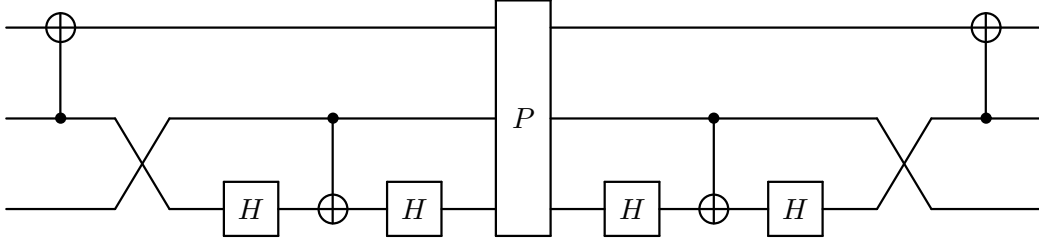


Figure 2: Decomposition of the unitary operation $N_1(a, b)$.

Now to compute the operator $P(a, b)$, we use the technique of Song-Williams [5] for decomposing block-diagonal unitary matrices. The result is the circuit of Figure 3.

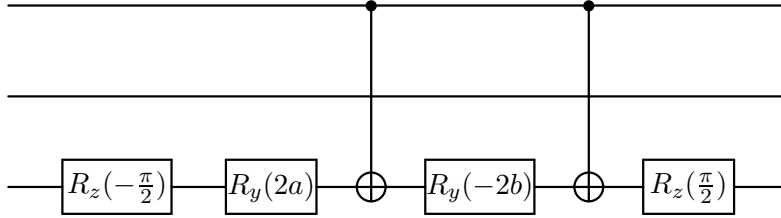


Figure 3: Decomposition of the unitary operation $P(a, b)$.

We combine the Figures 2 and 3 to obtain a decomposition for $N_1(a, b)$. In this process, we commute the SWAP gate with the sequence $(\mathbb{I}_2 \otimes H) \cdot \text{CNOT} \cdot (\mathbb{I}_2 \otimes H)$, and next we eliminate both SWAP gates by interchanging the role of the second and third qubits. The result is the circuit of Figure 4.

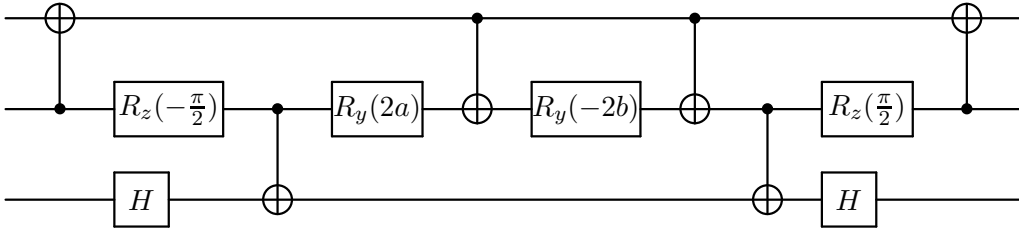


Figure 4: Decomposition of the unitary operation $N_1(a, b)$.

Finally, the circuit of Figure 5 computes the operator $N_2(c)$.

Now by combining the circuits for $N_1(a, b)$ and $N_2(c)$ we obtain the circuit of Figure 6 for computing the unitary operation $N(a, b, c)$.

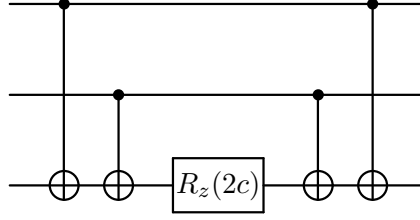


Figure 5: Decomposition of the unitary operation $N_2(c)$.

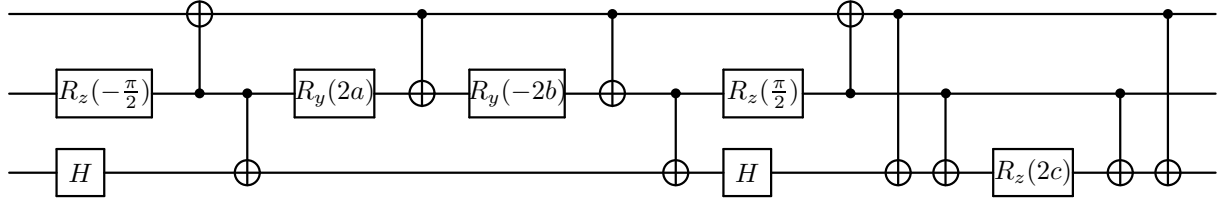


Figure 6: Decomposition of the unitary operation $N(a, b, c)$.

2.3 Computing $M(a, b, c, d)$

Like the previous case, commutativity implies that

$$M(a, b, c, d) = \exp(i(a XXX + b YYX)) \cdot \exp(i(c ZZX)) \cdot \exp(i(d IIX)).$$

So we break down the decomposition of $M(a, b, c, d)$ to the task of computing the following unitary operations:

$$M_1(a, b) = \exp(i(a XXX + b YYX)), \quad M_2(c) = \exp(i(c ZZX)), \quad \text{and} \quad M_3(d) = \exp(i(d IIX)).$$

At first step, we have decomposition of Figure 7 for the unitary operation $M_1(a, b)$, where the operation P is the same operation defined by (3).

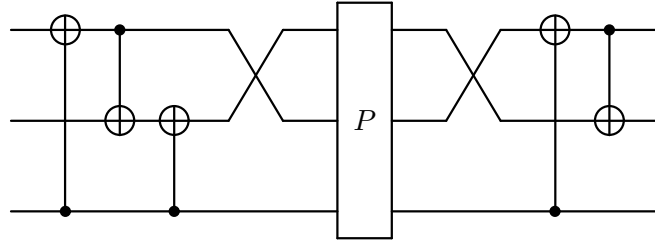


Figure 7: Decomposition of the unitary operation $M_1(a, b)$.

Then using the circuit of Figure 3 and eliminating the SWAP gates, we obtain the circuit of Figure 8 for computing $M_1(a, b)$.

The unitary operation $M_2(c)$ is simply decomposed as the circuit of Figure 9.

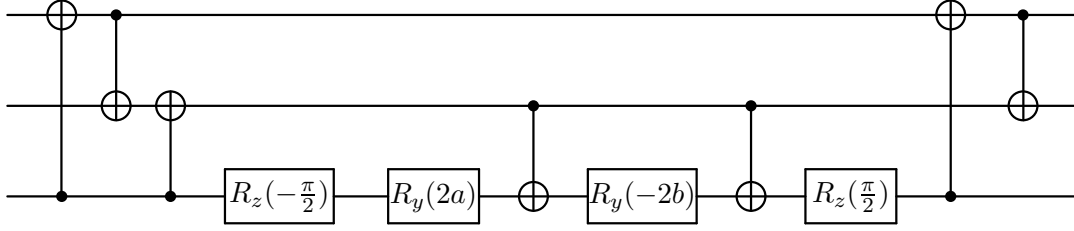


Figure 8: Decomposition of the unitary operation $M_1(a, b)$.

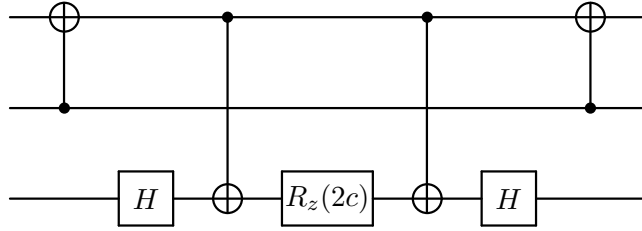


Figure 9: Decomposition of the unitary operation $M_2(c)$.

Finally, $M_3(d) = \mathbb{1}_4 \otimes Q$, where

$$Q = \begin{pmatrix} \cos(d) & i \sin(d) \\ i \sin(d) & \cos(d) \end{pmatrix} = R_z(\frac{\pi}{2}) \cdot R_y(2d) \cdot R_z(-\frac{\pi}{2}).$$

Therefore, by putting together all these pieces, we find the circuit of Figure 10 for the unitary operation $M(a, b, c, d)$ (here we use the identity $Q \cdot H = H \cdot R_z(2d)$).

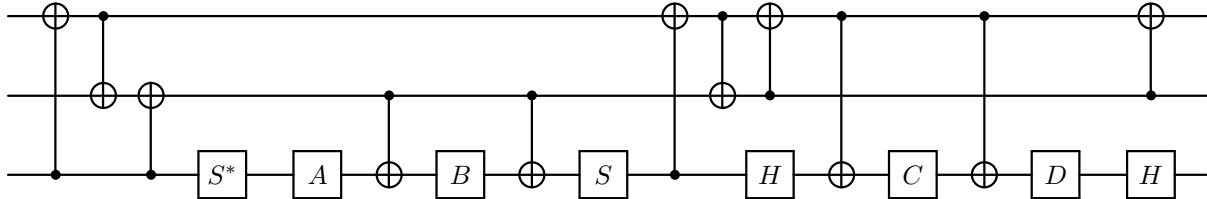


Figure 10: Decomposition of the unitary operation $M(a, b, c, d)$, where $A = R_y(2a)$, $B = R_y(-2b)$, $C = R_z(2c)$, $D = R_z(2d)$, and $S = R_z(\frac{\pi}{2})$.

Theorem 1 *Every unitary operation on three-qubits unitary can be computed by a circuit consisting of at most 67 one-qubit phase gates and rotations about the y - and z -axes and 43 CNOT gates.*

Proof. The gate count follows from Figures 1, 6 and 10, the identity $H = \sigma_z \cdot R_y(\frac{\pi}{2})$, and the fact that every two-qubit unitary operation can be computed with at most 15 gates [6]. Also note that the first (left) three gates of the circuit of Figure 6 and the last (right) three gates of the circuit of Figure 10 will be “absorbed” by their neighboring one- and two-qubit gates, so they are not considered in the counting. ■

Acknowledgments

The research described in this paper was performed at the Jet Propulsion Laboratory (JPL), California Institute of Technology, under contract with National Aeronautics and Space Administration (NASA). We would like to thank the sponsors, the National Security Agency (NSA), and the Advanced Research and Development Activity (ARDA), for their support.

References

- [1] M. A. Nielsen and I. L. Chuang, *Quantum Computation and Quantum Information*, (Cambridge University Press, 2000).
- [2] D. P. DiVincenzo and J. Smolin, Proc. Workshop on Physics and Computation, PhysComp'94, 14 (1994).
- [3] S. L. Braunstein (ed.), *Quantum Computing : Where Do We Want to Go Tomorrow?*, (Wiley-VCH, 1999).
- [4] ARDA Quantum Computing Roadmap available at <http://qist.lanl.gov> (2003).
- [5] C. P. Williams and L. Song, Quantum circuit decomposition of an arbitrary unitary operator, Proc. of SPIE Aerosense 2003, (2003).
- [6] F. Vatan and C. P. Williams, e-print quant-ph/0308006, to appear in *Physical Review A*, 2004.
- [7] G. Vidal and C. M. Dawson, e-print quant-ph/0307177.
- [8] V. Shende, I. Markov and S. Bullock, e-print quant-ph/0308033.
- [9] M. J. Bremner, C. M. Dawson, J. L. Dodd, A. Gilchrist, A. W. Harrow, D. Mortimer, M. A. Nielsen, and T. J. Osborne, Phys. Rev. Lett. **89**, 247902 (2002).
- [10] S. Bullock and I. Markov, Phys. Rev. A **68**, 012318 (2003).
- [11] Y. Makhlin, Quant. Info. Processing. **1**, 243 (2002).
- [12] C. H. Bennett, D. P. DiVincenzo, C. A. Fuchs, T. Mor, E Rains, P. W. Shor, J. A. Smolin, W. K. Wootters, Quantum nonlocality without entanglement, quant-ph/9804053, 1998.
- [13] A. Barenco and C. H. Bennett, R. Cleve, D. P. DiVincenzo, N. H. Margolus, P. W. Shor, T. Sleator, J. A. Smolin, and H. Weinfurter, Elementary gates for quantum computation, *Physical Review A*, vol. 52, no. 5, pp. 3457–3467, 1995.
- [14] C. H. Bennett, D. P. DiVincenzo, J. A. Smolin, and W. K. Wootters, Mixed-state entanglement and quantum error correction, *Physical Review A*, vol. 54, no. 5, pp. 3824–3851, 1996.

- [15] G. Cybenko, Reducing quantum computations to elementary unitary operations, *Computing in Science & Engineering*, vol. 3, no. 2, pp. 27–32, March-April 2001.
- [16] S. Hill and W. Wootters, Entanglement of a pair of quantum bits, *Physical Review Letters*, vol. 78, no. 26, pp. 5022–5025, 1997.
- [17] N. Khaneja and S. Glaser, Cartan decomposition of $SU(2^n)$ and control of spin systems, *Chemical Physics*, vol. 267, pp. 11–23, 2001.
- [18] B. Kraus and J. I. Cirac, Optimal creation of entanglement using a two-qubit gate, *Physical Review A*, vol. 63, no. 6, pp. 062309/1–8, June 2001.
- [19] P. Zanardi, C. Zalka, and L. Faoro, Entangling power of quantum evolutions, *Physical Review A*, vol. 62, R30301, 2000.
- [20] J. Zhang, J. Vala, Sh. Sastry, and K. B. Whaley, Geometric theory of nonlocal two-qubit operations, *Physical Review A*, vol. 67, no. 4, pp. 042313/1–18, 2003.
- [21] J. Zhang, J. Vala, Sh. Sastry, and K. B. Whaley, Exact Two-Qubit Universal Quantum Circuit, *Physical Review Letters*, vol. 91, no. 2, pp. 027903/1–4, 2003.
- [22] H. A. Carteret, and A. Sudbery, Local symmetry properties of pure 3-qubit states, *J. Phys. A* 33, 4981–5002, 2000.
- [23] Y. Yeo, Entanglement teleportation using three-qubit entanglement, quant-ph/0302203, 2003.
- [24] R. Gingrich, Properties of Entanglement Monotones for Three-Qubit Pure States, quant-ph/0106042, 2001.
- [25] V. M. Kendon, K. Nemoto, W. J. Munro, Typical entanglement in multi-qubit systems, *J. Mod. Optics*, 49 (10), 1709–1716, 2002.
- [26] J. J. Vartiainen, M. Mottonen and M. M. Salomaa, Efficient decomposition of quantum gates, e-print quant-ph/0312218, 2003.
- [27] F. Vatan and C. P. Williams, in preparation, 2004.