

# Measurement Saves CNOT Gates in Optimal 2-Qubit Circuits

Vivek V. Shende and Igor L. Markov<sup>†</sup>

The University of Michigan, Department of Electrical Engineering and Computer Science

It has been shown in recent papers that any 2-qubit unitary operator can be realized, up to global phase, by a quantum circuit with at most three CNOT gates. Three CNOT gates are also necessary for many operators.

However, these results do not fully account for the effect of measurement. Intuitively, the fact that information is lost during measurement should allow some flexibility during circuit synthesis. In our present work, we formalize this in the case of two-qubit operators followed by projective measurements with respect to the computational basis. We show that, in this context, two CNOT gates and six one-qubit gates suffice to simulate an arbitrary two-qubit operator. We also show that for several types of measurement, two CNOT gates are also necessary. In one case, we show that one CNOT gate is necessary and sufficient.

PACS numbers: 03.67.Lx, 03.65.Fd 03.65.Ud

## I. INTRODUCTION

Quantum circuits offer a common formalism to describe various quantum-mechanical effects and facilitate a unified framework for simulating such effects on a quantum computer [1]. The framework consists of two steps: (1) for a given unitary evolution, find a quantum circuit that computes it, (2) implement this circuit on a quantum computer. The first step is sometimes called quantum circuit synthesis [2], and is the focus of our work. Given that existing physical implementations are severely limited by the number of qubits, a considerable effort was made recently to synthesize small two-qubit circuits [3, 4, 5].

Commonly-analyzed quantum circuits use arbitrary one-qubit gates and controlled-not (CNOT) gates. Various two-qubit gates were proposed recently as replacements or generalizations of CNOTs, but it is not yet clear whether such new gates can compete with CNOTs in major physical implementation technologies [6, 7]. A CNOT-based circuit that implements a typical two-qubit operator up to phase requires three CNOT gates [3, 4, 5]. However, the effect of measurement on the optimality of these results has not been considered in the literature before. Since measurement erases information, it allows for a variety of circuits that achieve the same result. Choosing smaller circuits from such coarse equivalence classes, rather than trying to implement a given operator up to phase, may improve gate counts. To this end, we show that straightforward types of measurement can save one or two out of three CNOT gates.

Our work has parallels in synthesis of classical irreversible logic circuits, where truth tables are sometimes underspecified, and the synthesis program must complete them so as to allow for smaller circuits. In other words, outputs produced for some input combinations can be arbitrary. Such unspecified behaviors of classical circuits are traditionally called “don’t-cares”. While covered in undergraduate circuits courses, they are still a worthy subject of research and appear in a variety of circumstances in practice. For example, if a

given circuit operates on outputs of another circuit, the latter may not be able to produce certain combinations of bits. However, “quantum don’t-cares” differ from their classical counterparts because the output produced by a quantum circuit *on every input* matters to some extent. Therefore, the flexibility created by measurement is more properly described by equivalence classes of circuits with measurement, that achieve the same output probabilities.

The remaining part of the note is structured as follows. Related previous work is covered in Section II. Our contributions are given in Section III, and conclusions in Section IV.

## II. PREVIOUS WORK

To discuss the range of operators that can be simulated up to phase by a given type of circuit, we consider *generic circuits* [5]. These are diagrams with placeholders for unspecified (variable) gates and may also contain specific (constant) gates. Each placeholder corresponds to some subset of possible gates. In this work, all placeholders are for one-qubit gates, and all constant gates are either CNOTs or one-qubit gates; we call such circuits *basic*. We label placeholders corresponding to all of  $SU(2)$  with lower-case letters, and placeholders representing gates of the form  $R_x(\alpha)$ ,  $R_y(\beta)$ , or  $R_z(\gamma)$  by  $R_x;R_y;R_z$  respectively. Here,  $R_n(\theta) = e^{i\sigma^n\theta/2}$ . We refer to basic circuits whose only placeholders represent  $R_x;R_y;R_z$  gates as *elementary*.

We say that a circuit on  $n$  wires is *universal* if, by specifying appropriate values for the placeholders, one can obtain a circuit simulating arbitrary  $u \in U(2^n)$  up to global phase. For dimension reasons, an elementary circuit on  $n$  qubits cannot be universal unless there are at least  $n^2 - 1$  placeholders [5]. Our general strategy for showing that a given incompletely specified circuit is not universal is to convert it into an elementary circuit, eliminate as many placeholders as possible via circuit identities, and then count gates. The first step is accomplished using the well known fact that any  $u \in SU(2)$  may be written in the form  $R_k(\alpha)R_l(\beta)R_m(\gamma)$  for  $k,l,m \in \{x,y,z\}; k \neq l \neq m$  [1]. In subsequent work we use the following two circuit identities: the  $R_x$  (respectively,  $R_z$ ) gate can pass through the target (respectively, control) of a CNOT gate.

Electronic address: vshende@umich.edu

<sup>†</sup>Electronic address: imarkov@eecs.umich.edu

The following facts have been determined previously:

**Proposition II.1** [5] *There exist 2-qubit universal basic circuits that contain three CNOT gates and seven one-qubit placeholders. An example is given in Figure 1. The equivalent elementary circuit requires 15 placeholders, which is optimal. Any universal 2-qubit basic circuit requires at least three CNOT gates and a total gate-count of at least nine.*

For a given operator  $O$ , one can instantiate the unspecified circuit in Figure 1 and write out a concrete quantum circuit that implements  $O$  up to phase. Algorithms for this circuit synthesis task are given in [5].

### III. SYNTHESIS IN THE CONTEXT OF MEASUREMENT

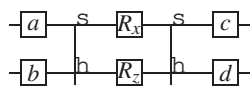
In our work, we are interested in the extent to which the bounds of Proposition II.1 change when measurement is known and taken into account. Suppose we intend to simulate operator  $u$  on a yet-unspecified input, then take a projective measurement with respect to some given orthogonal subspace decomposition  $\mathbb{C}^2 = \bigoplus E_i$ . Further assume that  $v$  is an operator that preserves each subspace  $E_i$ . Then any circuit that implements  $u$  up to the given measurement also implements  $uv$  (i.e.,  $v$  applied after  $u$ ). Thus we are only interested in synthesizing  $u$  up to left multiplication by an arbitrary operator that preserves subspaces  $E_i$ . By analogy with classical logic synthesis, we term this a *measurement don't-care*.

If an  $n$ -qubit circuit  $S$  suffices to simulate all  $u \in SU(\mathbb{C}^n)$  up to the measurement don't-care  $M$ , we say that  $S$  is universal up to  $M$ . To determine whether this is the case, we first construct a circuit  $S_v$  that can simulate exactly those operators which preserve all the  $E_i$ . We then use the methods discussed in Section II to determine whether composing  $S$  and  $S_v$  produces a universal circuit.

Consider a subspace decomposition  $\mathbb{C}^4 = E_1 + E_2$ , where  $\dim E_1 = 3$  and  $\dim E_2 = 1$ . In the work below we label this decomposition type with “3 + 1”. Similarly we consider 2 + 2, 2 + 1 + 1, and 1 + 1 + 1 + 1 decomposition types. In this work we exclusively deal with decompositions where each subspace is spanned by computational-basis vectors. We term these *CB-subspace decompositions*, and refer to the corresponding measurement don't-cares as *CB-measurement don't-cares*. Additionally, when dealing with 2 + 2 measurements, we assume that each qubit is measured; that is, we do not consider the decomposition  $\mathbb{C}^4 = \text{span}(|00\rangle; |11\rangle) + \text{span}(|01\rangle; |10\rangle)$ . Indeed, measuring a qubit is a common step in quantum algorithms and communication protocols.

We begin by showing that CB-measurement don't-cares allow us to save one CNOT in circuits for worst-case operators.

**Proposition III.1** *The 2-qubit circuit below is universal up to any CB-measurement don't-care.*



**Proof:** Consider a measurement with respect to any CB-subspace decomposition. The number and the probabilities of outcomes cannot change if we first measure along the

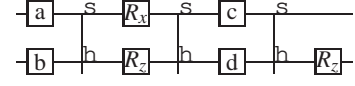
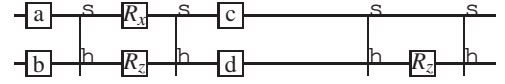


FIG. 1: A universal two-qubit circuit with **three** CNOT gates [5]. It contains seven one-qubit placeholders, which can be translated into 15 placeholders for one-parameter gates.

1 + 1 + 1 + 1 subspace decomposition. Indeed, the number of outcomes is determined by the number of subspaces in the last measurement, and the probabilities of outcomes for a given pure state by squared norms of projections onto those subspaces. In a CB-subspace decomposition, the squared norm of a projection onto a 2- or 3-dimensional subspace equals, by the Pythagorean theorem, the sum of squared norms of projections onto the computational-basis vectors in that subspace. Therefore, a circuit which is universal up to a 1 + 1 + 1 + 1 CB-measurement don't-care is universal up to any other CB-measurement don't-care, and it suffices to consider the 1 + 1 + 1 + 1 case.

Recall that the circuit of Figure 1 is universal. As adding a reversible constant gate (e.g., CNOT) to the end does not affect universality, the circuit below is universal as well.



Observe that the right portion of this circuit simulates a diagonal operator, which preserves the subspaces spanned by the computational basis vectors. Thus, by the discussion earlier in the section, the left portion of this circuit is universal up to measurement in the computational basis. 2

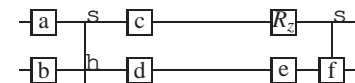
In many cases, one can do no better.

**Proposition III.2** *Let  $\mathbb{C}^4 = \bigoplus E_i$  be a CB-subspace decomposition corresponding to the measurement don't-care  $M$ . Suppose no subspace is 3-dimensional, and further that the subspace decomposition is not  $\mathbb{C}^4 = \text{span}(|00\rangle; |11\rangle) + \text{span}(|01\rangle; |10\rangle)$ . Then no 2-qubit basic circuit with only one CNOT is universal up to  $M$ .*

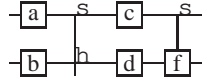
**Proof:** First, we consider subspace decompositions in which neither  $\text{span}(|00\rangle; |11\rangle)$ , nor  $\text{span}(|01\rangle; |10\rangle)$  occur. Remaining cases with 2+1+1 decompositions using one of those subspaces are considered separately below

Suppose an operator is universal up to a 1 + 1 + 1 + 1 or 2 + 1 + 1 CB-measurement don't-care satisfying the above condition. Then combining pairs of 1-dimensional subspaces into 2-dimensional subspaces, we see that the same circuit is universal up to a 2 + 2 CB-measurement don't-care in which one of the qubits is measured. Suppose, without loss of generality, that it is the higher order qubit, hence that the subspaces are  $\text{span}(|00\rangle; |01\rangle)$  and  $\text{span}(|10\rangle; |11\rangle)$ .

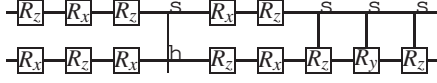
We now compose an arbitrary one-CNOT circuit with a circuit for operators preserving the relevant CB-subspaces, as outlined at the beginning of the section.



By conglomerating adjacent gates, we get

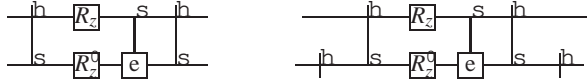


We now convert 3-dimensional place-holders to one-parameter gates, pass  $R_x$  and  $R_z$  through CNOT where desirable, and conglomerate adjacent gates again.



Observe that this circuit has 13 one-parameter gates, and hence the circuit we started with is not universal.

The  $2 + 1 + 1$  cases where the 2-dimensional subspace is  $\text{span}(\lvert 00 \rangle; \lvert 11 \rangle)$  or  $\text{span}(\lvert 01 \rangle; \lvert 10 \rangle)$  can be dealt with similarly. We give the circuits preserving these subspace decompositions below; the left circuit corresponds to  $\text{span}(\lvert 01 \rangle; \lvert 10 \rangle)$  and the right to  $\text{span}(\lvert 01 \rangle; \lvert 10 \rangle)$ .



In both cases, the placeholder marked  $R_z^0$  can be conglomerated with another placeholder, leaving a circuit with 14 one-parameter placeholders. 2

We now consider the  $3 + 1$  case.

**Proposition III.3** *Simulation of almost all two-qubit operators up to a  $3 + 1$  CB-measurement don't-care requires at least one CNOT gate. Moreover, one of the following circuits is universal up to any given  $3 + 1$  CB-measurement don't-care.*



**Proof:** We first show that one CNOT is necessary. Simulating an operator  $U$  up to a  $3 + 1$  CB-measurement don't-care amounts to specifying only one row of the matrix of  $U$ , up to a global phase. Any unit vector of  $\mathbb{C}^4$  will do. However, if  $U$  is to be a Kronecker product of two matrices, then

the given row is the Kronecker product of two vectors. Thus  $u_{00}u_{03} = u_{01}u_{02}$ , which is false for almost all matrices.

Now let us see that one CNOT is sufficient. Let the one dimensional subspace be spanned by  $\lvert j \rangle$  and fix  $u \in U(4)$ . To show that  $U$  can be simulated up to our measurement don't-care by the circuit above, it suffices to show that some circuit of the form given can map  $u^{-1} \lvert j \rangle$  to  $\lvert j \rangle$ . We show this for the case  $i = 0$ ; here we use the left circuit. The left circuit is also used for  $i = 2$ ; the right circuit is for  $i = 1, 3$ , these cases are similar to the case  $i = 0$  and we leave them to the reader.

The group  $SU(2)^2$  is the special orthogonal group preserving the quadratic form  $\epsilon$  whose value on a vector  $v = (v_0; v_1; v_2; v_3)$  is  $v_0v_3 - v_1v_2$ . It follows that  $\epsilon$  classifies the orbits of the action of  $SU(2)^2$  on the unit vectors in  $\mathbb{C}^4$ . As  $a \cdot b$  can be any matrix in  $SU(2)^2$ , and the CNOT gate swaps  $v_2$  and  $v_3$ , we need only show that there exists some matrix  $c_0 \in SU(2)$  such that if  $(c_0 \cdot I)^{-1} \lvert j \rangle = (w_0; w_1; w_2; w_3)$ , then  $w_0w_2 - w_1w_3 = \epsilon(u^{-1} \lvert j \rangle)$ . Clearly  $w_1 = w_3 = 0$ . By proper choice of  $c_0$ , we may take  $w_0, w_2$  to be any complex numbers whose squared lengths sum to unity. It follows that  $w_0w_2$  can be any complex number of norm bounded by  $1/2$ ; the same is true of the values of  $\epsilon$  on the unit sphere. 2

#### IV. CONCLUSIONS

Algorithms and lower bounds for quantum circuit synthesis have significantly advanced in the last few years. This is especially true for two-qubit circuits, where lower bounds for gate counts are achieved by known algorithms with popular gate libraries. In other words, optimal circuit sizes can often be achieved in practice.

Computation by a quantum circuit is typically followed by measurement, and knowing the measurement relaxes the functional specification of the circuit, normally given as a matrix. Our results show that considering measurement in quantum circuit synthesis decreases minimal possible circuit sizes. We give constructive upper bounds for 2-qubit circuits and also lower bounds.

The flexibility in quantum circuit synthesis due to measurement is reminiscent to the use of "don't-cares" during synthesis of classical irreversible circuits. To this end, we point out some differences between classical and quantum don't-cares.

[1] M. Nielsen and I. Chuang, *Quantum Computation and Quantum Information*, Cambridge Univ. Press, 2000.  
[2] S. S. Bullock and I. L. Markov, "An Elementary Two-Qubit Quantum Computation In Twenty-Three Elementary Gates," *PRA* **68**, 012318-012325, 2003, quant-ph/0211002.  
[3] G. Vidal and C. M. Dawson, "A universal quantum circuit for two-qubit transformations with three CNOT gates," quant-ph/0307177.  
[4] F. Vatan and C. Williams, "Optimal Realization of an Arbitrary Two-Qubit Quantum Gate", quant-ph/0308006.

[5] V. V. Shende, I. L. Markov and S. S. Bullock, "Minimal Universal Two-qubit Circuits," quant-ph/0308033.  
[6] "Optimal quantum circuit synthesis from Controlled-U gates", J. Zhang, J. Vala, S. Sastry, K. B. Whaley quant-ph/0308167.  
[7] J. Zhang, J. Vala, S. Sastry and K. B. Whaley, "Minimum construction of two-qubit quantum operations," quant-ph/0312193.  
[8] A. Barenco et al., "Elementary Gates For Quantum Computation," *PRA* **52**, 3457-3467, 1995, quant-ph/9503016.