

---

---

**QUANTUM ARTIFICIAL INTELLIGENCE**

---

---

**TO:** PROF. PETER VAN BEEK  
**FROM:** BASSAM AOUN  
MOHAMAD TARIFI  
**DATE:** 1/20/2004

---

**OUTLINE**

Introduction.....2

Over view on Quantum Computing.....3

Quantum Heuristics.....21

Quantum AI.....24

Discussion.....26

Reference.....27

## INTRODUCTION

Once upon a time, Leibniz dreamt of a machine capable of carrying out all calculations, and ever since it was thought that a machine will one day solve the most difficult problems encountered by man. After the general purpose computers were built and the arrival of the information age, it was apparent that there are limitations to the problem solving abilities of machines.

It is therefore natural to ask oneself how much physical reality limits problem solving ability. Quantum mechanics is our best approximation of physical reality. Experiments show quantum predictions are accurate up to 10-decimal places<sup>1</sup>. Quantum Computing, which is computing using the quantum mechanical model, is our current best bet to answer this question.

P is the class of problems that can be solved efficiently, and by efficiently we mean that there exists an algorithm that finds the solution in a polynomial bounded time in terms of the size of the problem description.

NP is a class of all problems that of which solutions can be checked efficiently. It is unknown whether  $P = NP$ . The following is an overview on classical computer problem solving techniques of NP problems and a comparison with quantum solutions:

- Exhaustive search

In classical computing if the size of the solution space is  $N$  then we cannot do better than  $O(N)$  to guarantee finding a solution. In Quantum Computing we cannot do better than  $O(N^{1/2})$

- Solution using Problem Structure

A different approach than simple exhaustive search is to come up with a solution that exploits problem structure. Deutsch's problem and Order finding are two examples of problems that a quantum solution which uses the problem's structure is known whereas a classical solution is not.

- Heuristics

Heuristics exploit the problem structure but do not guarantee finding a solution faster. In classical computing, heuristics may be very powerful. Note that the development of heuristics is sometimes inspired by human problem solving techniques.

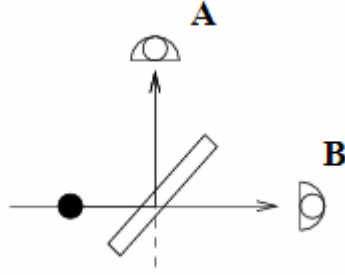
We will give a brief account on the work done on quantum heuristics, which are mainly quantum version of the classical heuristics, we further survey the literature for work on quantum computing intersecting AI, and then we introduce and discuss our perspective on the topic.

## A BREIF INTRODUCTION TO QUANTUM COMPUTING

### THE BEAM SPLITTER EXPERIMENT

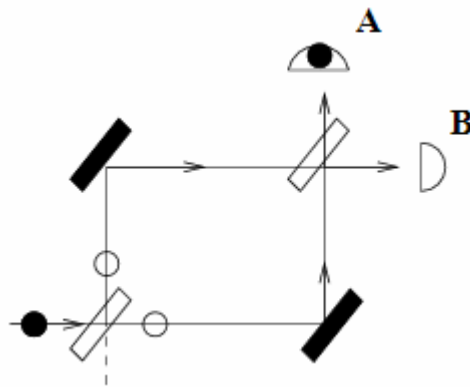
As a start, we will present two brief experiments to illustrate some basic concepts in quantum mechanics. The outcome of the last experiment seems counterintuitive because everyday phenomenons are governed by classical physics, not quantum mechanics -- which takes over at the atomic level.

In figure 1, a light source emits a photon along a path towards a half-silvered mirror. This mirror splits the light, reflecting half vertically towards detector A and transmitting half toward detector B. Our intuition would say that the photon leaves the mirror either towards A or B with equal probability since it cannot be split. The fact that a photon cannot split have been verified through detecting a signal at only one detector. This means that photons will be detected 50% of the time at each of the two detectors. So far, the quantum physical prediction agrees with the classical one.



**Figure 1: Experiment 1 using one beam splitter**

This piece of information is misleading since it might lead us to think that the photon leaves either towards A or towards B. However, quantum mechanics predicts, through the effect known as *single-particle interference*, that the photon actually travels along both paths simultaneously, collapsing down to one path only upon measurement. The following experiment illustrates the last effect.

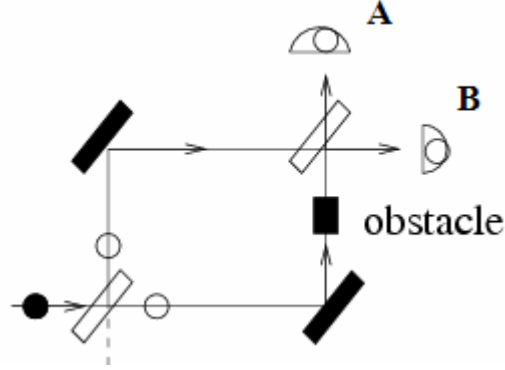


**Figure 2: Experiment 2 using two beam splitters**

In this experiment, we introduce a fully silvered mirror instead of each detector of the first experiment such that the two paths will encounter a half-silvered mirror before reaching detectors A and B. Once a photon will reach the last half-silvered mirror, along either one of the two paths, one might think that the photon will reach the detectors A or B with a probability of 50% each. However in this experiment, the detector A or the detector B will register a hit 100% of the time whereas the other one will never be triggered.

In this experiment, our classical intuition based on the conditional probability doesn't predict such outcome. We cannot explain this conclusion based on a comparison with the first experiment.

This phenomenon is known as single-particle *interference*. Actually, quantum physics states that the photon traveled both paths simultaneously; creating interference at the point of intersection that canceled the possibility of the photon to reach the other detector. Consequently, if we cancel out the effect of quantum interference by placing an absorbing screen on one of the paths, both detectors will registers 50% hits similar to the first experiment. Those potential paths taken by the photon represent the superposition of the possible photon states.



**Figure 3: Placing an obstacle on one of the paths**

Those special characteristics as the superposition of different states and interference give the quantum computer the potential to be incredible powerful computational devices. Therefore, quantum computers are not seen as continuity of classical computers but as an entirely new branch of thoughts.

## QUANTUM MECHANICS POSTULATES

In this section we introduce the four postulates of quantum mechanics as they are relevant to our investigation in quantum information processing. Quantum postulates are very important in a sense that they provide the connections between the physical, real, world and the quantum mechanics mathematics used to model these systems.

**Postulate 1:** *Any isolated physical space is associated with a complex vector space with inner product called the State Space of the system.* It states that a system is completely described by a state vector, a unit vector, pertaining to the state space which describes all the possible states the system can be in.

**Postulate 2:** Evolution of an isolated system can be as:

$$|v(t_2)\rangle = U(t_1, t_2)|v(t_1)\rangle$$

where  $t_1, t_2$  are moments in time and  $U(t_1, t_2)$  is a unitary operator. We should note that the process is reversible, since

$$U^\dagger U |v\rangle = |v\rangle$$

**Postulate 3:** The measurement of a closed system is described by a collection of operators  $M_m$  which act on the state space such that

- $\rho(m) = \langle \psi | M_m^\dagger M_m | \psi \rangle$  describes the probability the measurement outcome  $\mathbf{m}$  occurred,
- $|\psi'\rangle = \frac{M_m |\psi\rangle}{\sqrt{\langle \psi | M_m^\dagger M_m | \psi \rangle}}$  is the state of the system after measurement outcome  $\mathbf{m}$  occurred,
- $\sum_m M_m^\dagger M_m = I \Leftrightarrow \sum_m \rho(m) = 1$  (completeness relation).

Note that measurement is an external observation of a system and so disturbs its unitary evolution.

**Postulate 4:** The state space of a composite system is the tensor product of the state spaces of its components

$$\left. \begin{array}{l} \text{System A: } |x\rangle \\ \text{System B: } |\psi\rangle \end{array} \right\} \text{System AB: } |x\rangle \otimes |\psi\rangle.$$

However, if the qubits are allowed to interact, then the closed system includes all the qubits together, and it may not be possible to write the state in the product form. When this is the case, we say that the qubits in the ensemble are *entangled* (refer to later sections for further analysis of entanglement).

## QUBITS

The fundamental resource and basic unit of quantum information is the quantum bit (qubit). From a physical point of view, a qubit is represented by an ideal two-state quantum system. Examples of such systems include photons (vertical and horizontal polarization), electrons and other spin-1/2 systems (spin up and down), and systems defined by two energy levels of atoms or ions. From the beginning the two-state system played a central role in studies of quantum mechanics. It is the most simple quantum system, and in principle all other quantum systems can be modeled in the state space of collections of qubits.

A qubit is represented as unit vector in a two dimensional complex vector space for which a particular orthonormal basis, denoted by  $\{|0\rangle, |1\rangle\}$ , has been fixed. The notation for these states was introduced by Dirac. It is called the “ket” notation, and its variations are widely used in quantum physics. It is important to notice that the basis vector  $|0\rangle$  is not the zero vector of the vector space.

For the purposes of quantum computing, the basis states  $|0\rangle$  and  $|1\rangle$  encode the classical bit values 0 and 1 respectively. Unlike classical bits however, qubits can be in a superposition of  $|0\rangle$  and  $|1\rangle$  such as  $\alpha|0\rangle + \beta|1\rangle$  where  $\alpha$  and  $\beta$  are complex numbers such that  $|\alpha|^2 + |\beta|^2 = 1$ . If such a superposition is measured with respect to the basis  $\{|0\rangle, |1\rangle\}$ , the probability that the measured value is  $|0\rangle$  is  $|\alpha|^2$  and the probability that the measured value is  $|1\rangle$  is  $|\beta|^2$ .

Key properties of quantum bits:

1. A qubit can be in a superposition state of 0 and 1.
2. Measurement of a qubit in a superposition state will yield probabilistic results.
3. Measurement of a qubit changes the state to the one measured.

## TENSOR PRODUCTS

Much computational power of quantum systems comes from the fact that as the number of qubits increases linearly, the amount of information stored increases exponentially. For example, a single-qubit state  $|\psi\rangle \in \mathbb{C}^2$  is represented by a pair of complex numbers:  $|\psi\rangle = \alpha|0\rangle + \beta|1\rangle$ . The composite state of two qubits is an element of  $\mathbb{C}^4$ :

$$\alpha_{00}|00\rangle + \alpha_{01}|01\rangle + \alpha_{10}|10\rangle + \alpha_{11}|11\rangle.$$

The composite state of three qubits is in  $\mathbb{C}^8$ , and so on.

More generally, if  $H_1$  and  $H_2$  are Hilbert spaces, then  $H_1 \otimes H_2$  is also a Hilbert space. If  $H_1$  and  $H_2$  are finite dimensional with bases  $\{u_1, u_2, \dots, u_n\}$  and  $\{v_1, v_2, \dots, v_m\}$  respectively, then  $H_1 \otimes H_2$  has dimension  $nm$  with basis  $\{u_i \otimes v_j \mid 1 \leq i \leq n, 1 \leq j \leq m\}$ .

For matrices  $A, B, C, D, U$  and scalars  $a, b, c, d$  the following hold:

$$\begin{pmatrix} A & B \\ C & D \end{pmatrix} \otimes U = \begin{pmatrix} A \otimes U & B \otimes U \\ C \otimes U & D \otimes U \end{pmatrix} \quad \text{and} \quad \begin{pmatrix} a & b \\ c & d \end{pmatrix} \otimes U = \begin{pmatrix} a \otimes U & b \otimes U \\ c \otimes U & d \otimes U \end{pmatrix}$$

The tensor product of several matrices is unitary if and only if each one of the matrices is unitary up to a constant. Let  $U = A_1 \otimes \dots \otimes A_n$ . Then  $U$  is unitary if  $A_i^\dagger A_i = k_i I$  and  $\prod_i k_i = 1$ .

$$U^\dagger U = (A_1^\dagger \otimes \dots \otimes A_n^\dagger)(A_1 \otimes \dots \otimes A_n) = A_1^\dagger A_1 \otimes \dots \otimes A_n^\dagger A_n = k_1 I \otimes \dots \otimes k_n I = I$$

We can define an inner product on  $U \otimes V$  by

$$(|v_1\rangle \otimes |u_1\rangle, |v_2\rangle \otimes |u_2\rangle) = (|v_1\rangle, |v_2\rangle) \cdot (|u_1\rangle, |u_2\rangle),$$

which could be written in another notation as

$$\langle v_1 \otimes u_1 | v_2 \otimes u_2 \rangle = \langle v_1 | v_2 \rangle \langle u_1 | u_2 \rangle,$$



## ENTANGLED QUANTUM STATES

The fundamental observation of Josza R., in “Entanglement and quantum computation”, states that entanglement, not superposition, is the essential feature that empowers quantum computation, and is what gives other quantum technologies (such as quantum teleportation) their power.

A classical (macroscopic) physical object broken into pieces can be described and measured as separate components. An  $n$ -particle quantum system cannot always be described in terms of the states of its component pieces. For instance, the state  $|00\rangle + |11\rangle$  cannot be decomposed into separate states of each of the two qubits in the form  $(a_1|0\rangle, b_1|1\rangle) \otimes (a_2|0\rangle + b_2|1\rangle)$ . This is because  $(a_1|0\rangle, b_1|1\rangle) \otimes (a_2|0\rangle + b_2|1\rangle) = a_1a_2|00\rangle + a_1b_2|01\rangle + b_1a_2|10\rangle + b_1b_2|11\rangle$  and  $a_1b_2 = 0$  implies that either  $a_1a_2 = 0$  or  $b_1b_2 = 0$ . States which cannot be decomposed in this way are called entangled states. These are states that don't have classical counterparts, and for which our intuition is likely to fail.

When particles are entangled, a measurement of one affects a measurement of the other. For example, the state  $\frac{1}{\sqrt{2}}(|00\rangle + |11\rangle)$  is entangled since the probability of measuring the first bit as  $|0\rangle$  is  $1/2$  if the second bit has not been measured. However, if the second bit has been measured, the probability that the first bit is measured as  $|0\rangle$  is either 1 or 0, depending on whether the second bit was measured as  $|0\rangle$  or  $|1\rangle$ , respectively. On the other hand, the state  $\frac{1}{\sqrt{2}}(|00\rangle + |01\rangle)$  is not entangled. Since  $\frac{1}{\sqrt{2}}(|00\rangle + |01\rangle) = |0\rangle \otimes \frac{1}{\sqrt{2}}(|0\rangle + |1\rangle)$ , any measurement of the first bit will yield  $|0\rangle$  regardless of measurements of the second bit. Similarly, the second bit has a fifty-fifty chance of being measured as  $|0\rangle$  regardless of measurements of the first bit. Therefore, entanglement is a non-classical correlation between two quantum systems. It is most strongly exhibited by the maximally entangled states such as the Bell states for two qubits, and is considered to be absent in mixtures of product states (“separable” states). Often states that are not separable are considered to be entangled. However, nearly separable states do not exhibit all the features of maximally entangled states. As a

result, studies of different types of entanglement are an important component of quantum information theory.

## QUANTUM COMPUTING

This exponential growth in number of states, together with the ability to subject the entire space to transformations (either unitary dynamical evolution of the system, or a measurement projection into an eigenvector subspace), provides the foundation for quantum computing.

An interesting (apparent) dilemma is the energetic costs/irreversibility of classical computing. Since unitary transformations are invertible, quantum computations (except measurements) will all be reversible by restricting them to unitary quantum transformations. This means that every quantum gate (on one or many qubits) implements a reversible computation. That is, given the output of the gate, it must be possible to unambiguously determine what the input was. Fortunately, there is a classical theory of reversible computation that tells us that every classical algorithm can be made reversible with an acceptable overhead, so this restriction on quantum computation does not pose a serious problem. It is something that must be kept in mind when proposing a specification for a quantum gate, however.

We will illustrate quantum gate representation through an example of the quantum version of the classical *not* gate. It is represented by  $\sigma_x$  and has the effect of negating the values of the computational basis. That is, using *ket* notation,

$$\text{not}(\alpha|0\rangle + \beta|1\rangle) = \alpha|1\rangle + \beta|0\rangle = \beta|0\rangle + \alpha|1\rangle$$

In vector notation this equation becomes:  $\text{not}\begin{pmatrix} \alpha \\ \beta \end{pmatrix} = \begin{pmatrix} \beta \\ \alpha \end{pmatrix}$ .

Another effect of expressing the effect of *not* is by multiplying the vector by a matrix representing *not*:

$$\text{not}\begin{pmatrix} \alpha \\ \beta \end{pmatrix} = \begin{pmatrix} 0 & 1 \\ 1 & 0 \end{pmatrix} \begin{pmatrix} \alpha \\ \beta \end{pmatrix} = \begin{pmatrix} \beta \\ \alpha \end{pmatrix}$$

so we can identify the action of not with the matrix  $\sigma_x = \begin{pmatrix} 0 & 1 \\ 1 & 0 \end{pmatrix}$ .

Similarly, we can find some useful single-qubit quantum state transformations. Because of linearity, the transformations are fully specified by their effect on the basis vectors. The associated matrix is also shown. They are known as the four the four Pauli gates.

$$I: \begin{matrix} |0\rangle \rightarrow |0\rangle \\ |1\rangle \rightarrow |1\rangle \end{matrix} \begin{pmatrix} 1 & 0 \\ 0 & 1 \end{pmatrix}$$

$$\sigma_y: \begin{matrix} |0\rangle \rightarrow |1\rangle \\ |1\rangle \rightarrow -|0\rangle \end{matrix} \begin{pmatrix} 0 & -1 \\ 1 & 0 \end{pmatrix}$$

$$\sigma_z: \begin{matrix} |0\rangle \rightarrow |0\rangle \\ |1\rangle \rightarrow -|1\rangle \end{matrix} \begin{pmatrix} 1 & 0 \\ 0 & -1 \end{pmatrix}$$

Note that  $I$  is the identity transformation (often called *nop* or no-operation),  $\sigma_x$  is negation,  $\sigma_z$  is a phase shift operation, and  $\sigma_y = \sigma_z \sigma_x$  is a combination of both. One reason why the Pauli gates are important for quantum computing is that they span the vector space formed by all 1-qubit operators.

All these gates are indeed unitary. For example:

$$\sigma_y \sigma_y^\dagger = \begin{pmatrix} 0 & -1 \\ 1 & 0 \end{pmatrix} \begin{pmatrix} 0 & 1 \\ -1 & 0 \end{pmatrix}$$

Another very important gate is the Hadamard gate defined by the following transformation:

$$H: \begin{matrix} |0\rangle \rightarrow |0\rangle + |1\rangle \\ |1\rangle \rightarrow |0\rangle - |1\rangle \end{matrix}$$

Applied to  $n$  bits each in the  $|0\rangle$  state, the transformation generates a superposition of all  $2^n$  possible states.

$$H^{\otimes n} |0\rangle^{\otimes n} = \frac{1}{\sqrt{2^n}} (|0\rangle + |1\rangle) \otimes \dots \text{ n times } \dots \otimes (|0\rangle + |1\rangle) = \frac{1}{\sqrt{2^n}} \sum_{x=0}^{2^n-1} |x\rangle$$

Other than the Hadamard gate, we need to mention the T gate. It is sometimes referred to as the  $\frac{\pi}{8}$  gate. It is represented by the following matrix:

$$T = \begin{pmatrix} 1 & 0 \\ 0 & e^{i\frac{\pi}{4}} \end{pmatrix} = e^{i\frac{\pi}{8}} \begin{pmatrix} e^{-i\frac{\pi}{8}} & 0 \\ 0 & e^{i\frac{\pi}{8}} \end{pmatrix}$$

An important two-qubit operator is the *CNOT*. It is given as follows:

$$CNOT|00\rangle = |00\rangle$$

$$CNOT|01\rangle = |01\rangle$$

$$CNOT|10\rangle = |11\rangle$$

$$CNOT|11\rangle = |10\rangle$$

Classically, we can think of the *cnot* as flipping the second register if and only if the first register is set to 1. The transformation  $C_{not}$  is unitary since  $C_{not}^\dagger = C_{not}$  and  $C_{not}C_{not} = I$ . The  $C_{not}$  gate cannot be decomposed into a tensor product of two single-bit transformations.

By analogy to classical computation, one may ask what kind of quantum gates we need in order to implement an arbitrary unitary transformation. Since the number of possible unitary transformations is uncountable, one can not find a set of basic gates that construct exactly every unitary transformation. However, there exist universal gates which can construct any transformation  $U$  within bounded error  $\epsilon$ . Said in other words, we can construct a circuit  $U'$  from those gates that simulates  $U$  within the allowed  $\epsilon$ . A universal set of operations is: H, X, T, and  $C_{Not}$ .

## QUNAUTM ALGORITHM

Quantum algorithms are methods using quantum networks and processors to solve algorithmic problems. On a more technical level, a design of a quantum algorithm can be seen as a process of an efficient decomposition of a complex unitary transformation into products of elementary unitary operations (or gates), performing simple local changes.

The four main properties of quantum mechanics that are exploited in quantum computations are:

- Superposition
- Interference
- Entanglement
- Measurement

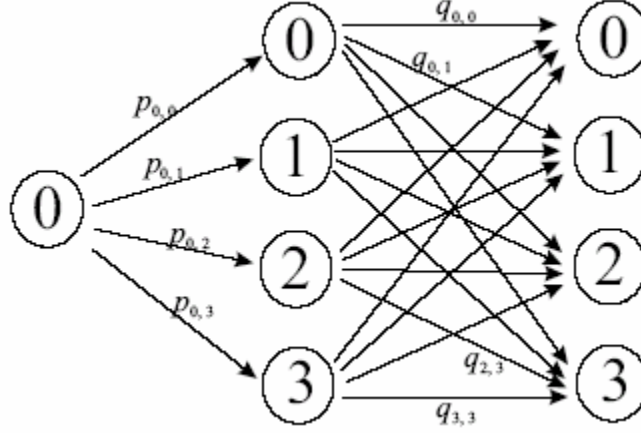
## BASIC IDEA

In this section we will mention briefly classical randomized algorithms then we will present the quantum equivalent representation and finally we will show how quantum evolution of a qubit state defers from the two above and leads to one of the most exiting property of quantum computing:

### *Interference*

Let's consider a randomized classical algorithm. This algorithm makes random choices at each stage according to a specified probability distribution. For a simple example, suppose our current state is 0, the algorithm will at first step go from the state 0 to the state  $j$  with a probability  $p_{0,j}$  and then, at the next step, to another state  $k$  with a probability of  $q_{j,k}$ , where the states  $j$  and  $k \in \{0,1,2,3\}$ . If we were to consider the outcome state 0 after the second step, this will be reached with a probability of  $p(0) = \sum_j p_{0,j}q_{j,0}$  by the laws of classical probabilities.

Figure 1 shows the possible paths of execution taken by classical randomized algorithm acting on a register which takes one of the 4 possible states.

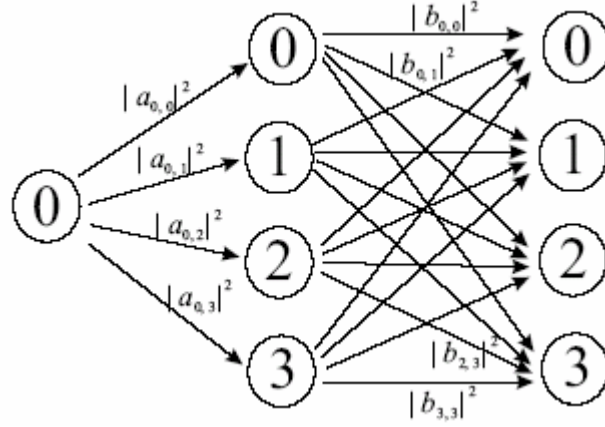


**Figure 4: a randomized classical algorithm.**

This classical algorithm can be simulated by a quantum one. In a given quantum state, we can consider the norm-square of probability amplitude as a transition probability given that we make a measurement after each step of computation. Recalling our previous example, a state is represented by two qubits thus having four different states:  $\{|00\rangle, |01\rangle, |10\rangle, |11\rangle\}$ . The step one of the above classical randomized algorithm is represented by:

- Transformation from the state:  $|00\rangle \xrightarrow{U_1} a_{00}|00\rangle + a_{01}|01\rangle + a_{10}|10\rangle + a_{11}|11\rangle$
- After a measurement, the outcome will be:  $|00\rangle$  with probability  $|a_{00}|^2$ ,  $|01\rangle$  with probability  $|a_{01}|^2$ ,  $|10\rangle$  with probability  $|a_{10}|^2$ ,  $|11\rangle$  with probability  $|a_{11}|^2$ .

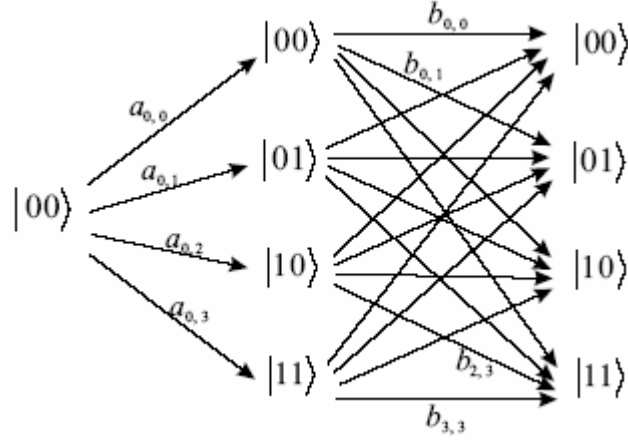
Figure 2 illustrates the previous representation.



**Figure 5: Transition probabilities as probability amplitudes squared**

Similarly to the classical case, we get the state  $|00\rangle$  after two steps with a probability of  $p(0) = \sum_j |a_{0,j}|^2 |b_{j,0}|^2$ .

On the other hand, if we measure the quantum system each time we make a step in our algorithm, we would reduce it to a classical one. Therefore, letting the system evolve without measurement will introduce the effect of *quantum interference*. For example, the negative and positive amplitudes of a given outcome derived from two different previous states will interfere, creating a different probability than the classical conditional one. Figure 3 illustrates the pure quantum version of our algorithm.



**Figure 6: the pure quantum version**

From above, the probability of outcome 0 is  $p(0) = \left| \sum_j a_{0,j} b_{j,0} \right|^2$ . Hence, many quantum algorithms try to apply transformations over quantum systems in order to make the probability amplitudes of desired outcome to constructively interfere whereas the probability amplitudes of undesired outcome to destructively interfere.

## FACTORING

The publication of P. Shor's quantum algorithm for efficiently factoring numbers was the key event that stimulated many theoretical and experimental investigations of quantum computation. One of the reasons why this algorithm is so important is that the security of widely used public key cryptographic protocols relies on the conjectured difficulty of factoring large numbers.

The factoring problem requires writing a whole number  $N$  as a product of primes. Shor's algorithm solves this problem by reducing it to instances of order-finding problem efficiently.

To factor a number  $M$ , we choose a number  $y < M$  with  $\gcd(y, M) = 1$ . We then find  $r$ , the order of  $y$  in the multiplicative group  $(\text{mod } M)$ . If  $r$  is even, then  $(y^{\frac{r}{2}} + 1)(y^{\frac{r}{2}} - 1) = (y^r - 1) \equiv 0 \pmod{M}$ . Then  $\gcd(y^{\frac{r}{2}} - 1, M)$  is a non-trivial factor of  $M$  except when  $r$  is odd or  $y^{\frac{r}{2}} \equiv -1 \pmod{M}$ . This procedure produces a non-trivial factor of  $M$  with probability at least



$1 - \frac{1}{2^{k-1}}$ , where  $k$  is the number of distinct odd prime factors of  $M$ . If we don't get a factor, we can choose a new  $y$  and repeat the process. By repeating the process, we can make our likelihood of success as close to one as we like.

Outline of Shor's algorithm for factoring a number  $M$ :

1. Choose an integer  $y < M$  arbitrarily. If  $y$  is not relatively prime to  $M$ , we've found a factor of  $M$ . Otherwise apply the rest of the algorithm.
2. Let  $n$  be such that  $M^2 \leq 2^n < 2M^2$ . We begin with  $n$  qubits, each in state  $|0\rangle$ . We now apply the Hadamard transformation  $H$  to superpose all states:

$$H^{\otimes n} |0\rangle^{\otimes n} = \frac{1}{\sqrt{2^n}} \sum_{a=0}^{2^n-1} |a\rangle$$

3. Apply a transformation which implements raising to powers (mod  $M$ )

$$\frac{1}{\sqrt{2^n}} \sum_{a=0}^{2^n-1} |a\rangle \rightarrow \frac{1}{\sqrt{2^n}} \sum_{a=0}^{2^n-1} |a, f(a)\rangle$$

where  $f(a) = y^a \pmod{M}$ .

4. We want to find the period of the function  $f(a) = y^a \pmod{M}$ . We do that by measuring to find a state whose amplitude has the same period as  $f$ .

We measure the qubits of the state obtained from encoding  $f(a)$ . A random value  $u$  is obtained. We don't actually use the value  $u$ ; only the effect the measurement has on our set of superpositions is of interest. This measurement projects the state space onto the subspace compatible with the measured value, so the state after measurement is

$$C \sum_a g(a) |a, u\rangle,$$

for some scale factor  $C$  where

$$g(a) = \begin{cases} 1 & \text{if } f(a) = u \\ 0 & \text{otherwise} \end{cases}$$

Note that the  $a$ 's that actually appear in the sum, those with  $g(a) \neq 0$ , differ from each other by multiples of the period, and thus  $g(a)$  is the function we are looking for. If we could just measure two successive  $a$ 's in the sum, we would have the period. Unfortunately the quantum world permits only one measurement.

5. Apply a quantum Fourier transform to invert the frequency. Shor's method uses a quantum version of the Fourier transform to find the period of the function  $y^a \bmod M$ .

The quantum Fourier transform  $U_{QFT}$  with base  $2^n$  is defined by

$$|a\rangle \xrightarrow{QFT} \frac{1}{\sqrt{2^n}} \sum_{c=0}^{2^n-1} e^{2\pi i \frac{ca}{2^n}} |c\rangle$$

We apply the quantum Fourier transform to the state obtained by the measurement.

$$\sum_a g(a) |a\rangle \xrightarrow{QFT} \sum_c g(c) |c\rangle$$

Standard Fourier analysis tells us that when the period  $r$  of  $g(a)$  is a power of two, the result of the quantum Fourier transform is

$$C \sum_j \rho_j \left| j \frac{2^n}{r} \right\rangle$$

where  $|\rho_j| = 1$ . When the period  $r$  does not divide  $2^n$ , the transform approximates the exact

case so most of the amplitude is attached to integers close to multiples of  $\frac{2^n}{r}$ .

6. Extract the period, which we expect to be the order of  $y \bmod M$ .

7. Find a factor of  $M$ . When our estimate for the period,  $q$ , is even, we use the Euclidean algorithm to efficiently check whether either  $y^{q/2}+1$  or  $y^{q/2}-1$  has a non-trivial common factor with  $M$ .

8. Repeat the algorithm, if necessary.

In order for Shor's factoring algorithm to be a polynomial algorithm, the quantum Fourier transform must be efficiently computable. Shor developed a quantum Fourier transform construction with base  $2^n$  using only  $\frac{n(n+1)}{2}$  gates. The construction makes use of two types of gates. One is the Hadamard transformation illustrated in previous sections. This is an exponential speed-up of the process since it can be accomplished in approximately  $n^2$  operations rather than  $n2^n$ .

### GROVER SEARCH ALGORITHM

Following is an outline of Grover's general search algorithm. If  $P(x)$  is a boolean function for  $0 \leq x < N$ , classical search algorithms take on the order of  $\frac{N}{2}$  operations to find an item  $x_0$  for which  $P(x_0) = 1$ . Grover's algorithm takes on the order of  $\sqrt{N}$  operations. Grover's algorithm has been shown to be optimal for the general search problem. This is not an exponential speedup, but it is an improvement over the classical algorithms.

To solve the problem, Grover starts by setting a quantum register to a superposition of all possible items in the database. The quantum state contains the right answer, but if the register were observed at this point, the odds of picking the right answer would be as small as if one picked the item by random.

Grover's discovery involves a sequence of simple quantum operations on the register's state. He describes the process in terms of wave phenomena. "All the paths leading to the desired results interfere constructively, and the others ones interfere destructively and cancel each other out," Grover explains.

Grover's algorithm consists of the following steps:

1. Let  $n$  be such that  $2^n \geq N$ , and prepare a register containing a superposition of all  $x_i \in [0 \dots 2^n - 1]$ .

2. Apply a unitary transformation that computes  $P(x_i)$  on this register:

$$U_P : \frac{1}{\sqrt{2^n}} \sum_{x=0}^{2^n-1} |x, 0\rangle \rightarrow \frac{1}{\sqrt{2^n}} \sum_{x=0}^{2^n-1} |x, P(x)\rangle$$

For any  $x_0$  such that  $P(x_0)$  is true,  $|x_0, 1\rangle$  will be part of the resulting superposition, but since its amplitude is  $\frac{1}{\sqrt{2^n}}$ , the probability that a measurement produces  $x_0$  is only  $\frac{1}{2^n}$ .

3. Change amplitude  $a_j$  to  $-a_j$  for all  $x_j$  such that  $P(x_j)=1$ .

4. Apply inversion about the average to increase amplitude of  $x_j$  with  $P(x_j)=1$  and decrease other amplitudes.

5. Repeat steps 2 through 4  $\frac{\pi}{4}\sqrt{2^n}$  times.

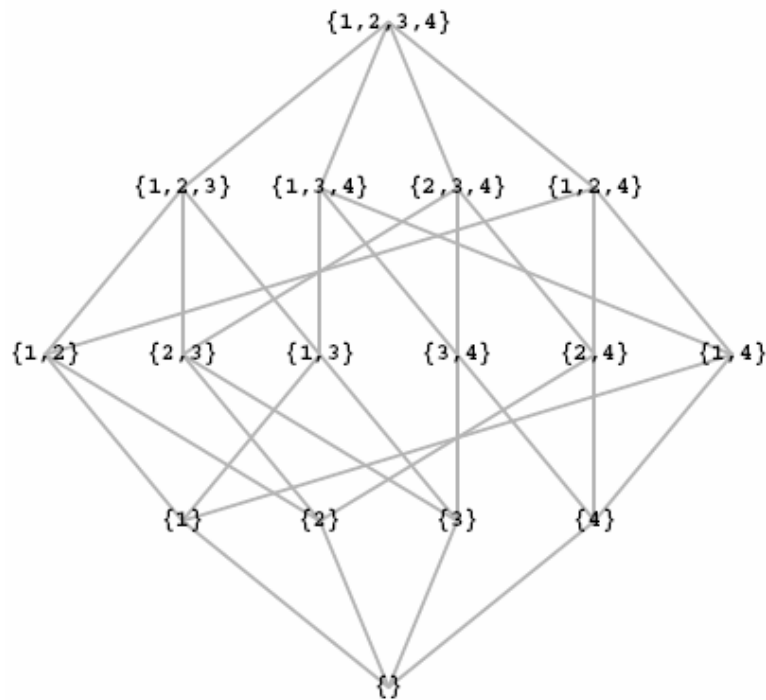
6. Measure the last qubit of the quantum state, representing  $P(x)$ . Because of the amplitude change, there is a high probability that the result will be 1. If this is the case, the measurement has projected the state onto the subspace  $\frac{1}{\sqrt{2^k}} \sum_{i=1}^{2^k} |x_i, 1\rangle$  where  $k$  is the number of solutions. Further measurement of the remaining bits will provide one of these solutions.

An interesting feature of this algorithm is that repeating steps 2 through 4  $\frac{\pi}{4}\sqrt{2^n} \approx O(\sqrt{N})$  times is optimal. In particular, if the process is repeated more times, the probability of a successful measurement decreases back toward zero ...

## QUANTUM HERUITICS

A framework for quantum heuristics was proposed by Tad Hogg, in such a framework a problem is expressed as a Constraint Satisfaction Problem (CSP) in which constraints are rules specifying domain values that are inconsistent and search is the task of finding the set of values satisfying those constraints.

One way of viewing constraint satisfaction search is a path consisting of a step-by-step specification of a consistent element that forms the solution set. All possible search paths can then be represented by a lattice structure as shown bellow.



The idea is to use quantum parallelism to traverse all the possible paths. Notice how different paths intersect and overlap, this will result in interference. One can adjust the phase of the amplitudes along each path based on whether the associated set is consistent with the constraints. These phase adjustments attempt to create destructive interference among paths leading to non-solutions and constructive interference for solutions.

The mapping to the solution set can be seen as a repeated sequence of two steps, the first moves amplitude from sets of a given size to the next larger size. The second is a phase adjustment on the sets at the new level. The mapping from one level to the next requires mixing the amplitude from different states which is not unitary. One can choose the closest unitary operator to this mapping.

The general method then starts at the bottom level  $m$  of the lattice (a reasonable choice is  $m=2$  for graph coloring). Where  $\psi_s^j$  is the amplitude of set  $s$  at level  $j$ , the initial conditions are:

$$\psi_s^{(m)} = \begin{cases} 1/\sqrt{N_{goods}} & \text{If } s \text{ satisfies the constraints} \\ 0, & \text{Otherwise} \end{cases}$$

The system evolves according to:

$$\psi_r^{(j+1)} = \sum_{k=0}^j a_k^{(j)} \sum_{|r \cap s|=k} \rho_s \psi_s^{(j)}, \text{ where the } \rho_s \text{'s form a diagonal unitary transformation representing the phase adjustments and the } a_k \text{'s form the nearest unitary transformation to the amplitude mixing.}$$

An example of a phase adjustment process is to change the sign of the amplitude of each inconsistent set encountered:

$$\rho_s = \begin{cases} 1 & \text{if } s \text{ does not add a conflict} \\ -1 & \text{otherwise} \end{cases}$$

Note that we consider search problems in NP, and therefore it is relatively easy to test whether a particular set satisfies the given constraints.

Measuring the state after  $L - m$  steps yield the solution with probability

$$P_{\text{solution}} = \sum_{s \text{ is a solution}} |\psi_s^{(L)}|^2$$

A slightly modified approach later appeared in Hogg's work in which the initial condition is an equal superposition of all states, that is  $\psi_s^{(m)} = 2^{-n/2}$ , and the mapping from one level to the next is of the form  $HTH$ , where  $H$  is the hadamard transformation and  $T$  is a diagonal unitary operator.

Note that the later version reduces to the Grover search algorithm for a particular  $T$  and the example we gave earlier for a simple  $\rho_s$ .

Like their classical counterparts, quantum heuristics are difficult to analyze formally. Moreover, empirical simulations, which is the usual approach taken to test classical heuristics is currently limited due to the exponential overhead of simulating quantum algorithms on a classical computer.

This framework has been applied to NP-complete problems including graph coloring, 3-SAT, and TSP. The results suggest an improvement over general search, the problem sizes considered so far are not sufficient for deciding, however, it seems that the complexity of the method is still superpolynomial for hard cases.

## QUANTUM AI

In this section we will discuss quantum computing applied to different artificial intelligence topics that have been studied in the literature.

Ajit Narayanan and Mark Moore proposed a quantum inspired genetic algorithm having a speedup over classical genetic algorithms: it is visualized that there are  $n$ -parallel universes in each one the evolution of a classical  $n$ -genetic algorithm occurs in parallel, and then in every generation the universes interfere once. The algorithm is outlined as follows for a TSP of  $n$  cities, start with a randomly selected  $n$ -chromosomes.

1. A survivor mutates with a predefined probability: two genes are selected at random and exchanged positions within the chromosome as shown bellow.

$$\begin{array}{|c|c|c|c|c|c|c|c|c|c|} \hline B & C & E & I & G & A & H & D & F & B \\ \hline \end{array} \rightarrow \begin{array}{|c|c|c|c|c|c|c|c|c|c|} \hline G & C & E & I & B & A & H & D & F & G \\ \hline \end{array}$$

2. Chromosomes are selected for crossover with a predefined probability; this is done by picking the even genes from the first and odd genes from the second, if the  $i$ th gene has been selected before then choose the next in the alphabet of allies.

$$\begin{array}{|c|c|c|c|c|c|c|c|c|c|} \hline A & C & D & I & B & G & H & F & E & A \\ \hline \end{array} \rightarrow \begin{array}{|c|c|c|c|c|c|c|c|c|c|} \hline A & C & D & H & B & E & I & F & G & A \\ \hline \end{array}$$

$$\begin{array}{|c|c|c|c|c|c|c|c|c|c|} \hline C & C & E & H & B & A & I & D & F & G \\ \hline \end{array}$$

3. At any generation there are  $n$  chromosomes in each parallel universe and therefore we can use an indexing ( $1 \leq j \leq n$ ) to distinguish between chromosomes of the same universe. Every pair of chromosomes in a parallel universe of the same index “interferes” with a predefined probability. The details of interference are the same as crossover.
4. The chromosome with the smallest tour distance survives to the next generation; the remaining survivors are selected according to the rank-space method.



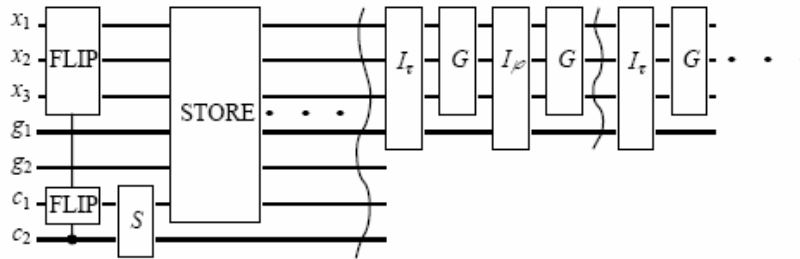
5. Evolution ceases when an optimal chromosome is not bettered for a number of generations equal to half the number generation from the start till the step it became optimal.

Dan Ventura and Tony Martinez proposed quantum associative memory which links quantum computing and neural networks, a link further strengthened later by Narayanan. In the associative pattern completion problem a neural network learns a set of  $m$  binary patterns of length  $n$ , and is then given a part (of length  $n-1$ ) of one of the elements and is asked to complete the missing part.

Whereas storing patterns of length  $n$  in a network of  $n$  neurons requires  $m \leq kn$  and  $0.15 \leq k \leq 0.5$  in a Hopfield's network, the proposed quantum associative memory stores up to  $O(2^n)$  using  $2n+1$  neurons.

Intuitively the network works by storing up patterns in a superposition of states of the qubits. For example the pattern set  $\{00,01,11\}$  is stored as  $(|00\rangle + |01\rangle + |11\rangle) / \sqrt{3}$ . This is the 'training' part, note that an efficient polynomial time algorithm for initializing qubits exists.

Then a modified version of Grover's search (on non-uniform distributions) is used to amplify the amplitude of the solution when given  $n-1$  parts of the pattern. For example, if we are given  $|\tau\rangle = |1?\rangle$ , the algorithm will amplify the part of the amplitudes of  $|1x\rangle$ ,  $\forall$  possible  $x$ . Then after  $O(\sqrt{N})$  iterations, we obtain our desired solution  $|00\rangle$ . A high-level view of the quantum associative memory is shown bellow:



In addition Quantum Bayesian Nets (QB) were introduced by Robert Tucci. A QB net is similar to classical Bayesian net, with complex amplitude replacing probability and the possible state of the network include super-positions.

## DISCUSSION

Any attempt to obtain exponential speed in NP-complete problems on current models quantum computers must exploit problem structure; as it is proven that Grover search is asymptotically optimal.

It is interesting to note that if Quantum Mechanics turns out to be non-linear then we can solve NP-complete problems in polynomial time, that is  $BQP=NP$ , where BQP is the class of problems that can be solved in polynomial time with a certain probability of error on a quantum computer.

Cerny [93] has proposed a quantum solution TSP in polynomial time. The catch, however, is that it requires exponential energy. This seems to suggest a tradeoff between energy and time.

Together the parallelism and interference properties of quantum computing can be used to obtain certain global properties of functions and these properties are potentially of valuable use to build quantum based heuristics. Our first inspiration that quantum computing can be powerful for heuristics comes from this simple thought experiment:

Given a function  $f(x_1, x_2, x_3 \dots)$  that is promised to either be constant (having one value, 1 or 0, for all input) or balanced (having values of 1 for half of the possible inputs and 0 for the other half). Suppose an algorithm is using local search to find a solution (an input combination that outputs a 1), this algorithm will perform a random 'jump' whenever it reaches a local minima (Note that for this simplified problem the algorithm would be constantly in a local minima until finding the solution). It would be useful to have a heuristic to determine whether or not to stop searching.

The Deutsch-Jozsa algorithm can efficiently find if the function is constant or balanced and thus could be used as our heuristic.

It is unknown for now whether special quantum heuristics for NP-complete problems can be devised to achieve expected polynomial time, however, such uncertainty is what makes research exciting...

## REFERENCES

1. *Quantum Computing* Jozef Gruska
2. *A Framework for Quantum Search Heuristics* Tad Hogg
3. *Quantum search heuristics* Tad Hogg
4. *Graph Coloring with Quantum Heuristics* Tad Hogg
5. *Quantum Optimization* Tad Hogg and Dmitriy Portnov
6. *Solving Random Satisfiability Problems with Quantum Computers* Tad Hogg
7. *Bohemian Quantum Neural Networks.* Ronald Chrisley
8. *Quantum Bayesian Networks.* Robert Tucci
9. *Quantum inspired Genetic Algorithms.* Ajit Narayanan and Mark Moore
10. *Quantum Associative Memory.* Dan Ventura and Tony Martinez
11. V.Bulitko, *University of Alberta*, <http://www.cs.ualberta.ca/~bulitko/qc/>
12. *Quantum Computing.* P.Kaye, R. Lafamme, M. Mosca,  
<http://www.iqc.ca/~prkaye/KLM.pdf>
13. *Quantum Computation: Theory and Implementation.* Edward Stuart Boyden III
14. *An introduction to quantum computation.* M. Mosca,  
<http://www.cacr.math.uwaterloo.ca/~mmosca/introduction.ps>
15. *Introduction to Quantum Information Processing* .E. Knill, R. Laflamme, H. Barnum
16. *Introduction to Quantum Cellular Automata.* Bassam Aoun and Mohamad Tarifi
17. *Overview of Quantum Cryptography and Network Security.* Bassam Aoun and Mohamad Tarifi
18. *Notes on the Quantum Internet.* Bassam Aoun and Mohamad Tarifi
19. *Quantum Contracts.* Bassam Aoun and Mohamad Tarifi

This document was created with Win2PDF available at <http://www.daneprairie.com>.  
The unregistered version of Win2PDF is for evaluation or non-commercial use only.