

# Scalable Quantum Computation in the Presence of Large Detected-Error Rates

E. Knill\*

*National Institute of Standards and Technology*

(Dated: August 28, 2018)

The tolerable erasure error rate for scalable quantum computation is shown to be at least 0.292, given standard scalability assumptions. This bound is obtained by implementing computations with generic stabilizer code teleportation steps that combine the necessary operations with error correction. An interesting consequence of the technique is that the only errors that affect the maximum tolerable error rate are storage and Bell measurement errors. If storage errors are negligible, then any detected Bell measurement error below  $1/2$  is permissible. Another consequence of the technique is that the maximum tolerable depolarizing error rate is dominated by how well one can prepare the required encoded states. For example, if storage and Bell measurement errors are relatively small, then independent depolarizing errors with error rate close to 0.1 per qubit are tolerable in the prepared states. The implementation overhead is dominated by the efficiency with which the required encoded states can be prepared. At present, this efficiency is very low, particularly for error rates close to the maximum tolerable ones.

## I. INTRODUCTION

One of the most significant obstacles to realizing scalable quantum computation is physical noise that can quickly destroy the information contained in the computational state. It is now known that, provided the physical noise is sufficiently weak and local in space and time, scalable quantum computation is possible by means of fault-tolerant encodings of quantum information [1, 2, 3, 4, 5, 6, 7, 8, 9]. Therefore, in studying a proposed physical implementation, a key question is whether the noise in the implementation is sufficiently low for scalability to be possible in principle. More importantly, is it feasible in practice? Answers to these questions depend significantly on the specific noise in the implementation, as well as on the way in which the quantum operations necessary for computation are realized. Nevertheless, the current consensus is that the error should be below an error rate of  $10^{-4}$  per operation [10, 11]. There have been numerous suggestions that  $10^{-4}$  is a pessimistic estimate of the error threshold (below which scalable quantum computation is possible) and certainly does not apply uniformly to all needed quantum operations [12, 13, 14, 15]. Steane [15] makes it clear that thresholds are at least an order of magnitude higher under reasonable assumptions.

If the nature of the errors is constrained, then the maximum tolerable error rate can be much higher. A notable example of this is in efficient linear optics quantum computation (eLOQC [16]) where, by design, the errors are dominated by unintentional but detected measurements of  $\sigma_z$ . For this error model, any error rate below 0.5 is tolerable [17, 18, 19]. That the tolerable error rate is so high is due to the great advantages of being able to detect errors before attempting correction.

---

\*knill@boulder.nist.gov

Here it is shown that these advantages also apply to the erasure error model. In this model, errors are detected but otherwise unknown. Another way of thinking about this error model is to imagine that the only error is loss of qubits, and whether or not a qubit is present can easily be determined without affecting the qubit's state. The main result of this paper is that the maximum tolerable erasure error rate can be as high as 0.292 per operation, given otherwise standard (though not necessarily practical) scalability assumptions. Interestingly, the only operations that have to meet this error probability are those needed for storing a qubit for one time-step, and Bell measurements. Other operations need have only a non-zero probability of success. If qubit memory is perfect, any probability of erasure below  $1/2$  during a Bell measurement can be tolerated.

To establish a bound on threshold erasure error rates, the techniques used in [16] are adapted to the general setting. Basically, all computational operations with error correction are combined into a single, very flexible teleportation step. The ideas that make this possible can be found in [15, 20, 21, 22, 23]. Which operation is applied and the means for error correction are determined by which state is prepared for use in the teleportation step. This is where error detection can be used to advantage: The prepared state can be guaranteed to be error-free at the time it is brought into the computation. Specifically, one can configure the computation so that all states that may be needed are manufactured in large quantities at a state factory, with any states for which errors are detected being discarded before use. Although this is extremely inefficient, it means that for theoretical scalability, only errors in the implementation of the teleportation process itself are relevant.

The techniques described here reduce the problem of fault-tolerant quantum computation to the problem of preparing certain states with sufficiently low error rates. Assuming that storage and Bell measurement errors are small enough, this analysis shows that depolarizing error rates below 0.1 per qubit are tolerable in the prepared states. How this affects the maximum tolerable depolarizing error at the level of individual quantum gates depends crucially on how the states can be prepared. For example, if there is a sufficiently fault-tolerant way of preparing the states with about 100 gates contributing to the final error in each qubit, then one would expect that a depolarizing error rate of  $10^{-3}$  can be tolerated, which is comparable to the thresholds shown in [15]. There is hope that fault-tolerant state preparation can be accomplished with sufficiently low overhead, for example by adapting and generalizing protocols for entanglement purification [24].

## II. ERROR MODELS

Threshold error rates depend in subtle ways on the details of the error model adopted and how it is tied to the universal gate set used for computation. For pure detected-error models, each gate or other operation is error-free if no error is detected. In the erasure error model, a detected error implies complete loss of the state of the qubits involved. This is the model focused on in this paper. The error rate is determined by the probabilities of detected error for the various operations. For simplicity, all operations are assumed to take the same amount of time (“one time-step”) and are synchronously clocked on the qubits. It is assumed that classical computations are instantaneous and error-free, and that operations can be applied to any pair of qubits without communication delays. In other words, there is no communication or classical computation latency. Classical computation latency can be a problem if the algorithms for calculating the necessary error-correction steps depending on measurement outcomes are too complex. Quantum communication latency occurs when distant qubits need to be coupled. If classical computation latency is negligible, quantum communication latency can be significantly reduced by using teleportation methods [25].

It is assumed that the probabilities of detected error are strictly less than 1. The following

detected-error probabilities will be used:

1.  $e_m$ , the probability of detected error for the “memory” operation, which involves storing the state of a qubit for one time-step.
2.  $e_b$ , the probability of detected error in implementing a Bell measurement on two qubits.

Interestingly, probabilities of detected errors for other operations do not affect the threshold if the methods described below are used. It is assumed that errors are independent between different operations.

A reasonable model for unknown errors that are not detected is the depolarizing error model. For a one-qubit operation, the state is randomly affected by  $\sigma_x$ ,  $\sigma_y$  or  $\sigma_z$ . The probability that one of the Pauli operators “occurs” as an error is the error probability. For two-qubit operations the interpretation of the model varies. One can assume that each of the possible non-identity Pauli products occurs with equal probability, but in this work only storage and Bell-measurement errors will play a significant role. For storage errors, let  $d_m$  be the probability that one of the non-identity Pauli matrices occurs. For Bell-measurement errors, the effect is as if the correct measurement is physically applied, but sometimes a random incorrect answer is learned. Let  $d_b$  be the probability of getting an incorrect answer in a Bell measurement.

### III. STABILIZER CODES

Here is a brief review of the relevant stabilizer code theory. Stabilizer codes for qubits are defined as a common eigenspace of a set of commuting products of Pauli operators. Let  $n$  be the length of the code, that is, the number of qubits used. It is convenient to specify a product of Pauli operators (“Pauli products”) by a pair of length- $n$  binary (row) vectors  $\mathbf{s} = (\mathbf{a}, \mathbf{b})$ ,  $\mathbf{a} = (a_i)_{i=1}^n$ ,  $\mathbf{b} = (b_i)_{i=1}^n$ . For example, consider  $(a_1, a_2, a_3) = (1, 0, 1)$  and  $(b_1, b_2, b_3) = (0, 1, 1)$ . For brevity, one can omit commas and use square brackets as follows:  $(a_1, a_2, a_3) = [a_1 a_2 a_3] = (1, 0, 1) = [101]$ . The product of Pauli operators associated with  $\mathbf{s}$  is given by

$$P(\mathbf{s}) = P(\mathbf{a}, \mathbf{b}) = \prod_{j=1}^n \begin{cases} \sigma_x^{(j)} & \text{if } a_j = 1 \text{ and } b_j = 0 \\ \sigma_z^{(j)} & \text{if } a_j = 0 \text{ and } b_j = 1 \\ \sigma_x^{(j)} \sigma_z^{(j)} = -i\sigma_y^{(j)} & \text{if } a_j = 1 \text{ and } b_j = 1 \end{cases} . \quad (1)$$

Here, parenthesized superscripts denote the label of the qubit on which the given operator acts. Let  $\mathbf{t} = (\mathbf{c}, \mathbf{d})$  be another pair of length- $n$  binary vectors. All computations involving vectors and matrices are performed modulo 2, with one exception pointed out below.  $P(\mathbf{s})$  commutes with  $P(\mathbf{t})$  if  $\mathbf{a}\mathbf{d}^T - \mathbf{b}\mathbf{c}^T = 0$ , and anticommutes otherwise. (Although the minus sign in the identity has no effect because arithmetic is modulo 2, it is retained for consistency with the theory of non-binary stabilizer codes.) Explicitly,  $P(\mathbf{s})P(\mathbf{t}) = (-1)^{\mathbf{a}\mathbf{d}^T - \mathbf{b}\mathbf{c}^T} P(\mathbf{t})P(\mathbf{s})$ . One can consider pairs of  $n$ -dimensional row vectors such as  $\mathbf{s}$  as  $2n$ -dimensional row vectors. To maintain the association with qubit positions, it is convenient to merge the two  $n$ -dimensional vectors. That is, by definition,  $\mathbf{s} = (\mathbf{a}, \mathbf{b}) = [a_1 b_1 a_2 b_2 \dots]$ . With the example above, one can write  $\mathbf{s} = [100111]$ . To make the association with Pauli matrices, the abbreviations  $I = 00$ ,  $X = 10$ ,  $Z = 01$  and  $Y = 11$  are convenient. Thus  $[100111] = [XZY]$ . Note the factor of  $-i$  in the Pauli operator associated with  $Y$ .

Let  $\mathbb{S}_l$  and  $\mathbb{S}$  be the  $2n \times 2n$  block-diagonal matrices

$$\mathbb{S}_l = \begin{pmatrix} 0 & 0 & 0 & 0 & \dots \\ 1 & 0 & 0 & 0 & \dots \\ 0 & 0 & 0 & 0 & \dots \\ 0 & 0 & 1 & 0 & \dots \\ \vdots & \vdots & \vdots & \vdots & \ddots \end{pmatrix}, \quad \mathbb{S} = \mathbb{S}_l - \mathbb{S}_l^T = \begin{pmatrix} 0 & -1 & 0 & 0 & \dots \\ 1 & 0 & 0 & 0 & \dots \\ 0 & 0 & 0 & -1 & \dots \\ 0 & 0 & 1 & 0 & \dots \\ \vdots & \vdots & \vdots & \vdots & \ddots \end{pmatrix}. \quad (2)$$

Then  $P(\mathbf{s})$  commutes with  $P(\mathbf{t})$  if  $\mathbf{s}\mathbb{S}\mathbf{t}^T = 0$  and anticommutes otherwise. Specifically,

$$P(\mathbf{s})P(\mathbf{t}) = (-1)^{\mathbf{s}\mathbb{S}\mathbf{t}^T} P(\mathbf{t})P(\mathbf{s}). \quad (3)$$

More generally, the multiplication rule is

$$P(\mathbf{s})P(\mathbf{t}) = (-1)^{\mathbf{s}\mathbb{S}_l\mathbf{t}^T} P(\mathbf{s} + \mathbf{t}). \quad (4)$$

Consider  $l$  independent  $2n$ -dimensional binary vectors  $\mathbf{s}_i$  describing Pauli products as explained above. Let  $Q$  be the matrix whose rows are the  $\mathbf{s}_i$ . If the  $P(\mathbf{s}_i)$  commute, then the state space of  $n$  qubits decomposes into  $2^l$  disjoint common eigenspaces of the  $P(\mathbf{s}_i)$ , each of dimension  $2^{n-l}$ . The eigenspaces are characterized by their syndromes, that is, by the eigenvalues of the  $P(\mathbf{s}_i)$ . To standardize the eigenvalues in terms of binary vectors requires introducing the function  $\nu(\mathbf{s}) = i^{\mathbf{s}\mathbb{S}_l\mathbf{s}^T}$ , where expressions in the exponent of  $i$  are not reduced modulo 2 (they can be reduced modulo 4). Note that  $\mathbf{s}\mathbb{S}_l\mathbf{s}^T$  counts the number of  $Y$ 's in  $\mathbf{s}$ , and each  $Y$  contributes factors of  $i$  to the eigenvalues. With this definition,  $\nu([X]) = \nu([Z]) = 1$ , and  $\nu([Y]) = i$ . Each syndrome is described by an  $l$ -dimensional binary (row) vector  $\mathbf{e}$  and relates to the eigenvalues as follows: If  $|\psi\rangle$  is in the eigenspace with syndrome  $\mathbf{e} = (e_i)_{i=1}^l$ , then  $P(\mathbf{s}_i)|\psi\rangle = (-1)^{e_i} \nu(\mathbf{s}_i)|\psi\rangle$ . If  $\mathbf{s}$  is in the row span of  $Q$ , that is,  $\mathbf{s} = \mathbf{x}Q$ , then the eigenvalue of  $P(\mathbf{s})$  for this syndrome is expressible as

$$\begin{aligned} P(\mathbf{s})|\psi\rangle &= (-1)^{\mathbf{x}\mathbf{e}^T} (-1)^{\sum_{i<j} x_i x_j \mathbf{s}_i \mathbb{S}_l \mathbf{s}_j^T} \prod_i \nu(\mathbf{s}_i)^{x_i} |\psi\rangle \\ &= (-1)^{\mathbf{x}\mathbf{e}^T} (-1)^{\sum_{i<j} x_i x_j \mathbf{s}_i \mathbb{S}_l \mathbf{s}_j^T} i^{\sum_i x_i \mathbf{s}_i \mathbb{S}_l \mathbf{s}_i^T} |\psi\rangle \\ &= (-1)^{\mathbf{x}\mathbf{e}^T} (-1)^{\sum_{i<j} x_i x_j \mathbf{s}_i \mathbb{S}_l \mathbf{s}_j^T} i^{\sum_i x_i \mathbf{s}_i \mathbb{S}_l \mathbf{s}_i^T} i^{-\mathbf{s}\mathbb{S}_l\mathbf{s}^T} \nu(\mathbf{s})|\psi\rangle \\ &= (-1)^{\mathbf{x}\mathbf{e}^T} (-1)^{\sum_{i<j} x_i x_j \mathbf{s}_i \mathbb{S}_l \mathbf{s}_j^T} i^{\sum_i x_i x_i \mathbf{s}_i \mathbb{S}_l \mathbf{s}_i^T} i^{-\sum_{ij} x_i x_j \mathbf{s}_i \mathbb{S}_l \mathbf{s}_j^T} \nu(\mathbf{s})|\psi\rangle \\ &= (-1)^{\mathbf{x}\mathbf{e}^T} (-1)^{\sum_{i<j} x_i x_j \mathbf{s}_i \mathbb{S}_l \mathbf{s}_j^T} i^{-\sum_{i \neq j} x_i x_j \mathbf{s}_i \mathbb{S}_l \mathbf{s}_j^T} \nu(\mathbf{s})|\psi\rangle \\ &= (-1)^{\mathbf{x}\mathbf{e}^T} i^{\sum_{i<j} x_i x_j \mathbf{s}_i \mathbb{S}_l \mathbf{s}_j^T} i^{-\sum_{i>j} x_i x_j \mathbf{s}_i \mathbb{S}_l \mathbf{s}_j^T} \nu(\mathbf{s})|\psi\rangle \\ &= (-1)^{\mathbf{x}\mathbf{e}^T} i^{\sum_{i<j} x_i x_j \mathbf{s}_i \mathbb{S}_l \mathbf{s}_j^T} i^{-\sum_{i>j} x_i x_j \mathbf{s}_i \mathbb{S}_l \mathbf{s}_j^T} \nu(\mathbf{s})|\psi\rangle \\ &= (-1)^{\mathbf{x}\mathbf{e}^T} i^{\sum_{i<j} x_i x_j \mathbf{s}_i (\mathbb{S}_l - \mathbb{S}_l^T) \mathbf{s}_j^T} \nu(\mathbf{s})|\psi\rangle \\ &= (-1)^{\mathbf{x}\mathbf{e}^T} i^{\sum_{i<j} x_i x_j \mathbf{s}_i \mathbb{S}_j^T} \nu(\mathbf{s})|\psi\rangle \\ &= (-1)^{\mathbf{x}\mathbf{e}^T} i^{\mathbf{x} \text{ut}(Q\mathbb{S}Q^T)\mathbf{x}^T} \nu(\mathbf{s})|\psi\rangle, \end{aligned} \quad (5)$$

where  $\text{ut}(Y)$  is the strictly upper-triangular part of  $Y$ . The projection operator onto the eigenspace with syndrome  $\mathbf{e}$  is given by

$$\Pi(Q, \mathbf{e}) = \prod_i \frac{1}{2} (\mathbb{1} + (-1)^{e_i} \bar{\nu}(\mathbf{s}_i) P(\mathbf{s}_i)). \quad (6)$$

If it is necessary to emphasize the dependence of the syndrome on  $Q$ , it will be referred to as the  $Q$ -syndrome. The eigenspaces are the stabilizer codes associated with  $Q$ . For  $\mathbf{s}$  in the row span of  $Q$ ,  $P(\mathbf{s})$  stabilizes the states of these stabilizer codes up to a phase. Such Pauli products form the stabilizer of the codes. Write  $\Pi(Q) = \Pi(Q, 0)$  and consider this to be the fundamental stabilizer code associated with  $Q$ . The word ‘‘fundamental’’ will be omitted whenever possible. Furthermore,  $\Pi(Q)$  is used to refer both to the projection operator and to the code as a subspace: The intended meaning will be clear from the context.

It is important to understand the effects of Pauli products on states in a stabilizer code. One can verify that  $P(\mathbf{s})\Pi(Q, \mathbf{e})P(\mathbf{s})^\dagger = \Pi(Q, \mathbf{e}')$ , where  $\mathbf{e}' = \mathbf{e} + \mathbf{s}\mathbb{S}Q^T$ . This implies that if  $|\psi\rangle$  has syndrome  $\mathbf{e}$ , so that  $\Pi(Q, \mathbf{e})|\psi\rangle = |\psi\rangle$ , then  $P(\mathbf{s})|\psi\rangle$  has syndrome  $\mathbf{e} + \mathbf{s}\mathbb{S}Q^T$ . To see this, compute  $P(\mathbf{s})|\psi\rangle = P(\mathbf{s})\Pi(Q, \mathbf{e})|\psi\rangle = \Pi(Q, \mathbf{e} + \mathbf{s}\mathbb{S}Q^T)P(\mathbf{s})|\psi\rangle$ .

Let  $C = C(Q)$  be the row span of  $Q$ .  $C$  is a classical binary code. If  $Q'$  has the same row span as  $Q$ , then  $C(Q') = C(Q)$ , and the set of stabilizer codes associated with  $Q'$  is the same as that associated with  $Q$ . For understanding the error-correcting properties of stabilizer codes, one has to look at  $C^\perp$ , the set of vectors  $\mathbf{x}$  such that  $\mathbf{x}\mathbb{S}Q^T = 0$ , or, equivalently, such that  $P(\mathbf{x})$  commutes with all of the  $P(\mathbf{s}_i)$ . For  $\mathbf{t} \in C^\perp$  but not in  $C$ ,  $P(\mathbf{t})$  preserves each stabilizer code associated with  $Q$  but acts nontrivially in each code. Consequently, the quantum minimum distance of these codes is the minimum distance of the set  $C^\perp \setminus C$ . Here, minimum distance is defined as the weight of the smallest-weight (non-zero) vector in  $C^\perp \setminus C$ . The weight of  $\mathbf{x}$  is the number of qubits on which  $P(\mathbf{x})$  acts nontrivially.

When working with stabilizer codes and syndrome measurements, it is helpful to be able to determine the new stabilizer of a state after making a syndrome measurement for a different code. Let  $Q$  be as above. Suppose that the initial state  $|\psi\rangle$  is an arbitrary state of  $\Pi(Q, \mathbf{e})$  and that one measures the  $R$ -syndrome with outcome  $\mathbf{f}$ . What Pauli products are guaranteed to stabilize the resulting state  $|\phi\rangle$ ?  $P(\mathbf{r})$  stabilizes  $|\phi\rangle$  if  $\mathbf{r}$  is in  $C(R)$  or in  $C(Q) \cap C(R)^\perp$ . The latter set consists of the Pauli operators guaranteed to stabilize the initial state that commute with the measurement. In general, the only Pauli products guaranteed to stabilize  $|\phi\rangle$  are products of the above. One can construct an independent set of such products from  $Q$  and  $R$  by the usual linear-algebra methods modulo 2. The eigenvalues can be determined using the formulas introduced earlier.

It is not the case that minimum distance completely determines whether  $\Pi(Q)$  is a stabilizer code with good error-correction properties for typical independent error models. That is, provided that the number of low-weight elements of  $C^\perp \setminus C$  is sufficiently small, it is still possible to correct most errors. Suppose that  $|\psi\rangle$  is encoded as  $|\psi\rangle_\perp$  in  $\Pi(Q)$ . For any error model, the effect of the errors on  $|\psi\rangle_\perp$  can be thought of as a probabilistic mixture of the states  $A_k|\psi\rangle_\perp$ , where  $(A_k)$  are the operators in the operator sum representation of the errors and satisfy  $\sum_k A_k^\dagger A_k = \mathbb{1}$ . The probability of  $A_k|\psi\rangle_\perp$  is  $\langle\psi|A_k^\dagger A_k|\psi\rangle_\perp$ . Because Pauli products form a complete operator basis,  $A_k = \sum_{\mathbf{s}} \alpha_{k\mathbf{s}} P(\mathbf{s})$ . To correct the errors one can measure the  $Q$ -syndrome of the noisy state. Suppose that the measured syndrome is  $\mathbf{e}$ . Then the state  $A_k|\psi\rangle_\perp$  is projected to  $\sum_{\mathbf{s}: \mathbf{s}\mathbb{S}Q^T = \mathbf{e}} \alpha_{k\mathbf{s}} P(\mathbf{s})|\psi\rangle_\perp$ . The sum is over a set  $C^\perp + \mathbf{s}_0$ . A good code for the error model has the property that, with high probability, all dominant amplitudes among the  $\alpha_{k\mathbf{s}}$  satisfy the condition that  $\mathbf{s}$  is in the same set  $C + \mathbf{s}' \subseteq C^\perp + \mathbf{s}_0$ , independent of which  $A_k$  occurred. If that is true, then a decoding algorithm can determine the dominant amplitude’s coset  $C + \mathbf{s}'$  and apply  $P(\mathbf{s}')^\dagger$  to restore  $|\psi\rangle_\perp$ . A practical code also has the property that there is an efficient decoding algorithm that has a high probability of successfully inferring  $C + \mathbf{s}'$ .

The discussion of the previous paragraph assumes that nothing is known about the error locations. Suppose that it is known that the errors occurred on a given set  $S$  of  $m$  qubits. If the errors

are erasures, without loss of generality, reset the erased qubit to 0 (replacing it with a fresh qubit if necessary). Suppose that after this, the measured syndrome is  $e$ . The possible Pauli products appearing in the new state  $|\phi\rangle = \sum_{s:s\mathbb{S}Q^T=e} \alpha_{ks} P(s)|\psi\rangle_L$  satisfy the condition that  $s$  has non-zero entries only for qubits in  $S$  and  $s \in C^\perp + s_0$  for some  $s_0$ . Suppose that  $C^\perp \setminus C$  contains no  $s$  with non-zero entries only for qubits in  $S$ . Then all  $s$  appearing in the sum for  $|\phi\rangle$  are in the same set  $C + s'$  for some  $s'$ . Applying  $P(s')$  corrects the error. Note that a suitable  $s'$  can be computed efficiently given  $e$  and  $S$ : It suffices to solve  $s\mathbb{S}Q^T = e$  subject to the condition that  $s$  is zero for positions associated with qubits outside of  $S$ . This is a set of linear equations modulo 2.

Because of the argument of the previous paragraph, an erasure code for  $S$  is defined as a code  $C$  such that  $C^\perp \setminus C$  contains no  $s$  with nonzero entries only for qubits in  $S$ . It follows that a code of minimum distance  $d$  is an erasure code for all  $S$  of cardinality at most  $d - 1$ . A useful property of erasure codes when all errors are detected is that if an error combination cannot be corrected, then this is known. This is because given  $S$  it is possible to determine whether the code is an erasure code for  $S$ . If an error combination cannot be corrected, this becomes a detected error for the encoded information. In particular, for the erasure error model, the encoded information is also subject to erasure errors (hopefully at a much lower rate). In other words, the error model is preserved by encoding.

In addition to being able to correct errors with high probability, a good stabilizer code should be able to encode a large number of qubits. For the present purposes, analysis is simplified by encoding one qubit at a time. However, efficiency can be improved substantially by encoding more and the basic techniques that are used are still applicable. Let  $Q$  be a matrix with  $n - 1$  rows defining a two-dimensional stabilizer code. A qubit can be encoded in a way consistent with the stabilizer formalism by choosing two row vectors  $\mathbf{t}_x$  and  $\mathbf{t}_z$  with the property that  $\mathbf{t}_x\mathbb{S}Q^T = \mathbf{0}$ ,  $\mathbf{t}_z\mathbb{S}Q^T = \mathbf{0}$  and  $\mathbf{t}_x\mathbb{S}\mathbf{t}_z^T = 1$ . Then  $P(\mathbf{t}_x)$  and  $P(\mathbf{t}_z)$  relate to each other as  $X$  and  $Z$  and can therefore serve as encoded  $X$  and  $Z$  observables. Note that if  $Q$  is extended by  $\mathbf{t}_x$ ,  $\mathbf{t}_z$  or  $\mathbf{t}_y = \mathbf{t}_x + \mathbf{t}_z$ , then one-dimensional stabilizer codes are obtained whose states are encoded  $X$ ,  $Z$  and  $Y$  eigenstates.

#### IV. ERROR CORRECTION BY TELEPORTATION

Let  $Q$  be the  $l \times 2n$  matrix defining a stabilizer code for encoding  $k = n - l$  qubits with good error-correction properties. Consider  $n$  qubits carrying a state encoded in the stabilizer code for  $Q$  that has been affected by errors. An effective way of correcting errors in this state is to teleport each of the qubits using  $n$  pairs of qubits prepared as follows: First place each pair in the standard Bell state  $(|00\rangle + |11\rangle)/\sqrt{2}$ . Use a  $Q$ -syndrome measurement on the  $n$  second members of each pair to project them into one of the stabilizer codes associated with  $Q$ . Finally, apply identical Pauli matrices to both members of pairs in such a way as to reset the syndrome to 0. The result is that the  $n$  pairs are in a state where the first and second members are in a maximally entangled state of the stabilizer code for  $Q$ . Teleportation in the absence of errors transfers the state of the input qubits to the output qubits. In the presence of errors, the Bell measurements used for teleportation reveal syndrome information that can be used to correct some errors. The remainder of this section is dedicated to establishing the details of this procedure.

The standard quantum teleportation protocol begins with an arbitrary state  $|\psi\rangle_1$  in qubit 1 and the Bell state  $(|00\rangle_{23} + |11\rangle_{23})/\sqrt{2}$  on qubits 2, 3. The initial state can be viewed as  $|\psi\rangle$  encoded in the stabilizer code generated by  $\mathbf{b}_1 = [001010] = [IXX]$  and  $\mathbf{b}_2 = [000101] = [IZZ]$ . Let  $B^{(23)}$  be the matrix whose rows are the  $\mathbf{b}_i$ . The stabilizer consists of the Pauli products

$\mathbb{1}, \sigma_x^{(2)}\sigma_x^{(3)}, \sigma_y^{(2)}\sigma_y^{(3)}$  and  $\sigma_z^{(2)}\sigma_z^{(3)}$ . To teleport, one makes a Bell-basis measurement on the first two qubits. This is equivalent to making a  $B^{(12)}$ -syndrome measurement, where  $B^{(12)}$  has as rows  $[101000] = [XXI]$  and  $[010100] = [ZZI]$ . This is identical to  $B^{(23)}$  with qubits 2, 3 exchanged for qubits 1, 2. Depending on the syndrome  $\mathbf{e}$  that results from the measurement, one applies correcting Pauli matrices to qubit 3 to restore  $|\psi\rangle$  in qubit 3.

One way to determine the required corrections is to follow the procedure for  $|\psi\rangle_1$  being eigenstates of  $\sigma_x$  and  $\sigma_z$  and to check which Pauli operators stabilize the final state and what their eigenvalues are. Formally, start with a one-dimensional stabilizer code generated by  $B([ab])$  whose rows are  $[001010], [000101], [ab0000]$ . Define  $\mathbf{x} = [ab]$ . The initial syndrome and  $\mathbf{x}$  determine the input state on the first qubit. Suppose that the initial state has  $B(\mathbf{x})$ -syndrome  $\mathbf{e} = [00e]$ . Measure the  $B^{(12)}$ -syndrome, obtaining syndrome  $\mathbf{f} = [f_1 f_2]$ . Among the stabilizers of the new state is  $P(\mathbf{s})$  with  $\mathbf{s} = a[001010] + b[000101] + [ab0000] + a[101000] + b[010100] = [0000ab]$ . The first three terms are in the row span of  $B(\mathbf{x})$  and yield a Pauli product commuting with the measurement. The last two terms are in the row span of  $B^{(12)}$ . Thus the new state has the same stabilizer on qubit 3 as the original state had on qubit 1. However, the eigenvalue may be different. It is given by  $(-1)^{e+\mathbf{f}[ab]^T} i^{ab}$  (the exponent of  $i$  is the product of  $a$  and  $b$ .) To restore the original eigenvalue, it suffices to apply  $P(\mathbf{f}\mathbb{S})$  to qubit 3.

The protocol for error correction by teleportation has  $n$  qubits in a state that initially was stabilized by  $Q$  with syndrome  $\mathbf{0}$ . The goal is to measure the  $Q$ -syndrome of the noisy state  $|\psi\rangle$  and obtain a corrected state at the teleportation destination. Label the  $n$  qubits by  $1, \dots, n$ . Adjoin  $2n$  qubits labeled  $n+1, \dots, 3n$ . These qubits are prepared as follows: Initialize qubits  $n+k$  and  $2n+k$  in the Bell state (stabilizer  $B^{((n+k)(2n+k))}$ ). Measure the  $Q$ -syndrome on qubits  $2n+1, \dots, 3n$ . Make this syndrome identically 0 by applying a Pauli product to these qubits after the measurement. Apply the same Pauli product to the corresponding qubits  $n+1, \dots, 2n$ . The state of qubits  $n+1, \dots, 3n$  is stabilized by  $[\mathbf{0}\mathbf{s}_i]$  for the rows  $\mathbf{s}_i$  of  $Q$  and by  $[\mathbf{r}\mathbf{r}]$  for  $\mathbf{r} \in C(Q)^\perp$ . (Here, the square bracket notation has been adapted to denote concatenation of row vectors.) Note that because  $C(Q) \subseteq C(Q)^\perp$ , the stabilizer also contains  $[\mathbf{s}_i\mathbf{0}]$ , so an equivalent state could have been prepared by measuring the qubits  $n+1, \dots, 2n$ . Finally, teleport qubits  $m$  to  $2n+m$  using the Bell measurement of qubits  $m$  and  $n+m$ . The claim is that the Bell measurement results  $\mathbf{f}_m$  are constrained in a way that determines the  $Q$ -syndrome of the input state. The output state on qubits  $2n+1, \dots, 3n$  is the result obtained after measuring the  $Q$ -syndrome of the input state on qubits  $1, \dots, n$ . Let  $P(\mathbf{g})$  be the Pauli-product correction applied to qubits  $2n+1, \dots, 3n$  as part of the protocol. The proof of the claim is presented pictorially in Fig. 1. It shows that the  $Q$ -syndrome  $\mathbf{e}$  is determined by the measurement outcomes according to  $\mathbf{e} = \mathbf{g}\mathbb{S}Q^T$ .

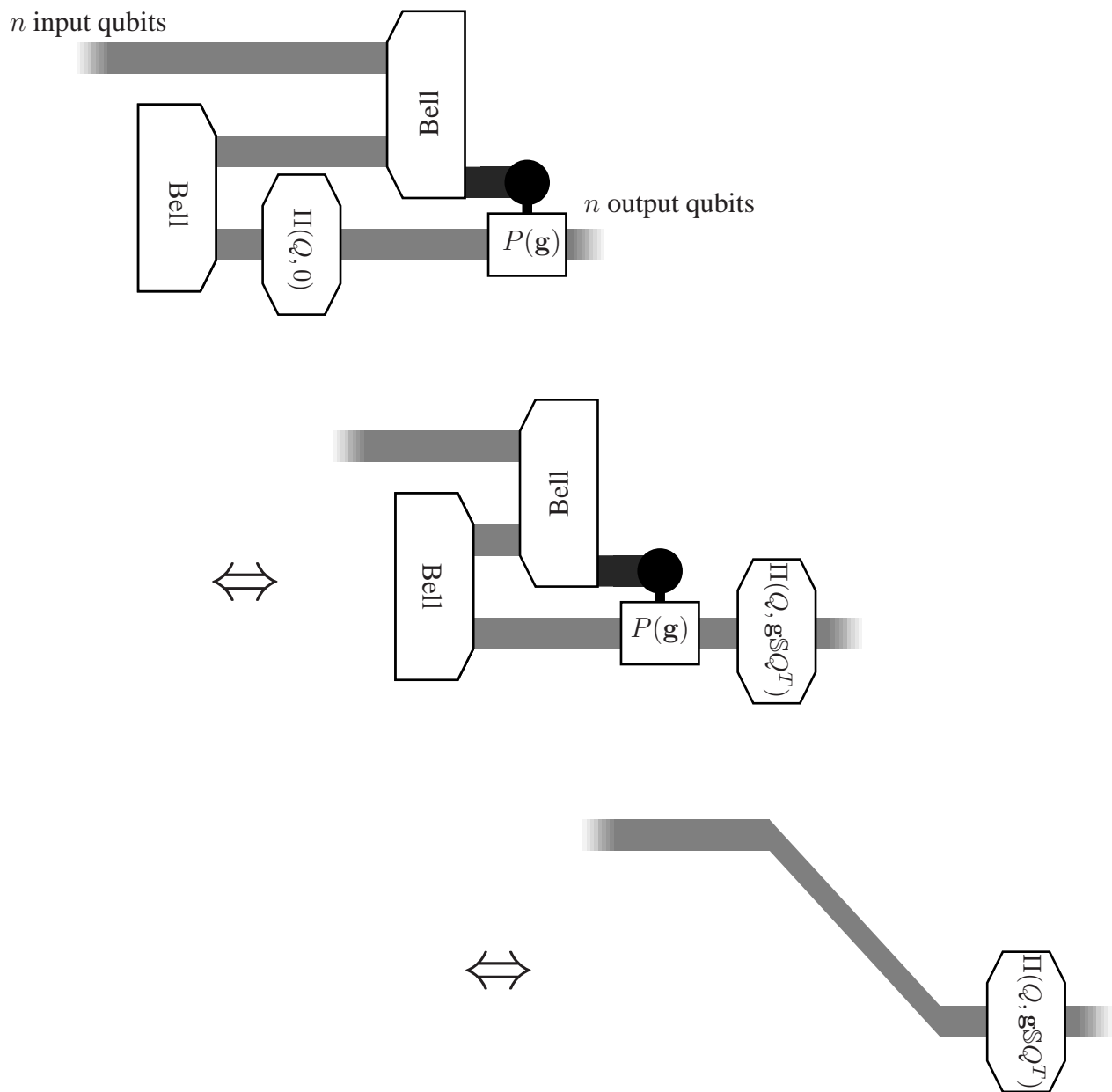


FIG. 1: Teleporting with an encoded entangled state is equivalent to a syndrome measurement. The principle is as explained in [20]. In this case, a stabilizer projection on the destination qubits before teleportation is equivalent to a projection after teleportation, where the syndrome associated with the projection is modified by the correction Pauli product used during teleportation. The equivalence is shown with a transformation of quantum networks in three steps. The gray lines are the time lines of  $n$  qubits. The boxes denote various operations. The Bell-state preparation on corresponding pairs of qubits in two sets of  $n$  qubits is depicted with a box angled to the right and labeled “Bell”. The prepared state is the state obtained by projecting the destination qubits with  $\Pi(Q, 0)$ . Projection operators are shown with boxes angled both ways with the operator written in the box. To bypass the problem that a projection operator cannot be applied with certainty, the Bell-state measurement followed by the projection may be implemented by a suitable stabilizer code encoding procedure or the procedure described in the text. The Bell-state measurement is depicted with a box angled to the left. The measurement outcome is carried by the darker, classical line exiting at the bottom of the box. The Pauli-product correction operator is controlled by the classical line. The conclusion is that the  $Q$ -syndrome can be determined from the Pauli-product



It does not matter which projection  $\Pi(Q, \mathbf{t})$  is applied after the Bell-state preparation. Provided  $\mathbf{t}$  is known, this affects only the deduced  $Q$ -syndrome for the input state, which is now computed as  $\mathbf{g}\mathbb{S}Q^T + \mathbf{t}$ . As a result, one can prepare the state needed for teleportation by measuring the  $Q$ -syndrome of the destination qubits before teleporting, and recording the outcome without compensating for it.

To use the above procedure for error correction, it suffices to modify the Pauli products needed for completing the teleportation step by multiplying with the Pauli products that are needed to compensate for error according to the syndrome. Suppose that the quantum information of interest was encoded with syndrome  $\mathbf{0}$  before errors. Suppose that the true error is (close to)  $P(\mathbf{d}_t)$ . If the Bell measurements are error-free, then the syndrome after errors is  $\mathbf{g}\mathbb{S}Q^T$  and the optimal correction can be determined from this, usually by finding a low weight  $\mathbf{h}$  such that  $\mathbf{h}\mathbb{S}Q^T = \mathbf{g}\mathbb{S}Q^T$ . For good codes,  $\mathbf{h} = \mathbf{d}_t$  with high probability. Suppose that there are errors in the Bell measurement and instead of the error-free  $\mathbf{g}$ ,  $\mathbf{g}'$  is used for correction. Assuming independence, the errors are still local, and one expects  $\mathbf{d} = \mathbf{g}' - \mathbf{g}$  to have low weight. Because the teleportation correction is incorrect, an additional error  $P(\mathbf{d})$  has been introduced. That is, the new error is  $P(\mathbf{d} + \mathbf{d}_t)$ . Fortunately, the computed syndrome  $\mathbf{g}'\mathbb{S}Q^T$  reflects this error, and the inferred correction will work provided that the code is good for the combination of the pre-Bell-measurement error process and the errors in the Bell measurement.

It appears that erasure errors cause a problem because for cases where such errors occurred the Bell measurement outcomes are unknown. The argument of the previous paragraph shows that the way in which the teleportation correction is “filled in” does not affect the outcome of the procedure. The correct state is reproduced at the teleportation output in each case.

It is worth making a few simplifications to reduce the gate overhead. One is to omit the Pauli products needed for teleportation and error correction by using classical bookkeeping to keep track of the current syndrome and the current “Pauli frame” for the encoded information. One can reduce the bookkeeping problem by deferring the Pauli correction (for both teleportation and errors) to the state prepared for the next teleportation operation.

## V. COMBINING OPERATIONS WITH ERROR CORRECTION

Operations can now be integrated into the error-correction process using the techniques described in [20]. The basic idea is to apply the desired encoded operation to the destination qubits of the entangled state (or states) to be used for teleportation. If the operation is in the so-called Clifford group, the teleportation protocol results in the desired operation being applied, except that the Pauli products needed to correct the state are modified. To achieve universality, an additional operation that has the property of conjugating Pauli products to elements of the Clifford group is required. One such operation is the  $45^\circ$  rotation  $e^{-i\sigma_x\pi/8}$ . Again, it is applied in encoded form to the destination qubits of the prepared state used for teleportation. After teleportation, the necessary correction may be a Clifford-group element not of the form of a Pauli product. If that is the case, this Clifford-group element is applied in the next teleportation step.

Note that for applying Clifford-group elements such as the controlled-not, the teleportation step has to act on two encoded qubits and the error-correction aspects of the teleportation step for the two qubits have to be implemented on both at the same time.

## VI. MEASUREMENT

The same teleportation step used for computation can also be used for measurement, except that in this case the destination qubits are redundant. That is, if one prepares an encoded state on the source qubits with the encoded qubits in logical zero, the Bell measurement will reveal not just the syndrome of the code, but also the measurement outcome. Errors can be classically corrected to reveal the true measurement outcome.

## VII. THRESHOLDS

The sequential implementation of the scheme in the context of a computation is shown in Fig. 2.

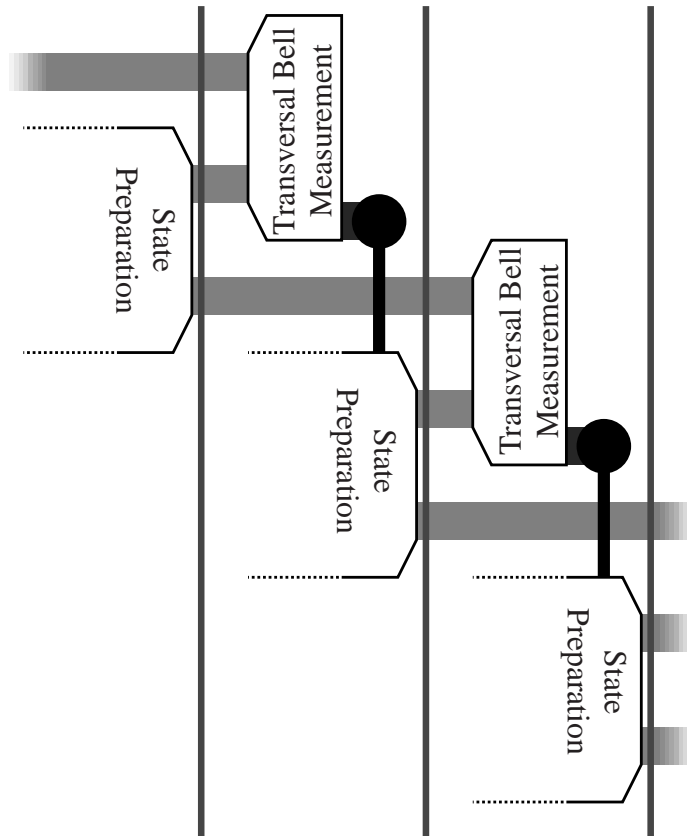


FIG. 2: Sequence of computational steps. Each step consists of a teleportation with integrated operations and error correction. The steps required for correction determine the prepared state used in the next step. That is, a state that has the appropriate operations pre-applied to the destination qubit is used. Any such state is assumed to be available at the “state preparation factory” at the next step. Zero communication and classical computation delays are assumed. The prepared states have been checked for errors, with no errors detected just before it is used. Errors in the computation are therefore due only to the Bell measurement and the storage time for the destination qubits used during the Bell measurement.

In order to obtain a lower bound on the erasure error threshold and discussing the depolarizing error threshold, observe that the efficiency with which the needed states are prepared has no effect on the threshold. It is necessary only to determine for what error rates it is possible to make the error per step in the encoded (logical) qubits arbitrarily small. Consider the erasure error model. In this case, the error model for the logical qubits is also independent erasures. If the rate of erasures is sufficiently small, then according to the known threshold theorems, we can use the logical qubits to efficiently implement arbitrarily accurate quantum computations. Efficiency in these theorems requires only that the cost of each elementary step of the computation is bounded by a constant independent of the length of the computation. Here, this constant depends on the length of the code needed to achieve an encoded error below the general threshold, for which there are known lower bounds. Here, the effort required to prepare the states for the teleportation steps only adds to the constant. In particular, the states can be prepared naively, by attempting to implement a quantum network that prepares them, and discarding any unsuccessful attempts. It is known that any one-qubit state encoded in a stabilizer code of length  $n$  requires at most  $O(n^2)$  quantum gates [26]. Because each succeeds only with probability  $s < 1$ , the expected number of attempts for each state to be prepared is bounded by  $e^{O(n^2)}$ . Although this is superexponential, it contributes “only” a constant overhead to the implementation of each encoded operation. A similar argument can be made for the depolarizing error model, except that the final analysis may be affected by the residual (undetected) errors in the prepared states. In conclusion, it is possible to invoke the general threshold theorems to show that state preparation overhead can be ignored for the purpose of establishing lower bounds on the threshold by the methods used here. Nevertheless, a self-contained proof not relying on the general threshold theorems of scalability is given in Sect. VIII.

Suppose that we use a one-qubit erasure code for which the probability of an uncorrectable erasure is  $f(e)$ , given that the probability of erasure of each qubit is  $e$ . The error probability of a quantum computation using the scheme of Fig. 2 is determined by the probability that the Pauli product correction to restore the state in the destination qubits is incorrectly inferred. By the time this correction is inferred, the destination qubits that now carry the desired state are of course already corrupted. However, any errors that have occurred are removed in the next step and therefore ignored in this analysis. The probability of detected error is given by  $e_m + (1 - e_m)e_b$ . The first term comes from detected error in the storage period of the destination qubits. The second comes from the Bell measurement, which is applied only to qubits with no previously detected error. The probability of erasure of the encoded qubit is therefore  $f(e_m + (1 - e_m)e_b)$ . Because the prepared states are error-free at the instant when they are used, this erasure probability also applies to each qubit independently in teleported two-qubit operations. It remains to determine for what error rates there exist one-qubit erasure stabilizer codes with arbitrarily small probability of encoded erasure. If the supremum of these error rates is  $e_{\max}$ , then the threshold for  $e_m$  and  $e_b$  is determined by the curve  $e_{\max} = e_m + (1 - e_m)e_b$ . The value of  $e_{\max}$  is determined in [27] and is given by  $e_{\max} = 1/2$ . Fig. 3 shows the region for  $e_m$  and  $e_b$  where scalable computation for the detected-error model is possible.

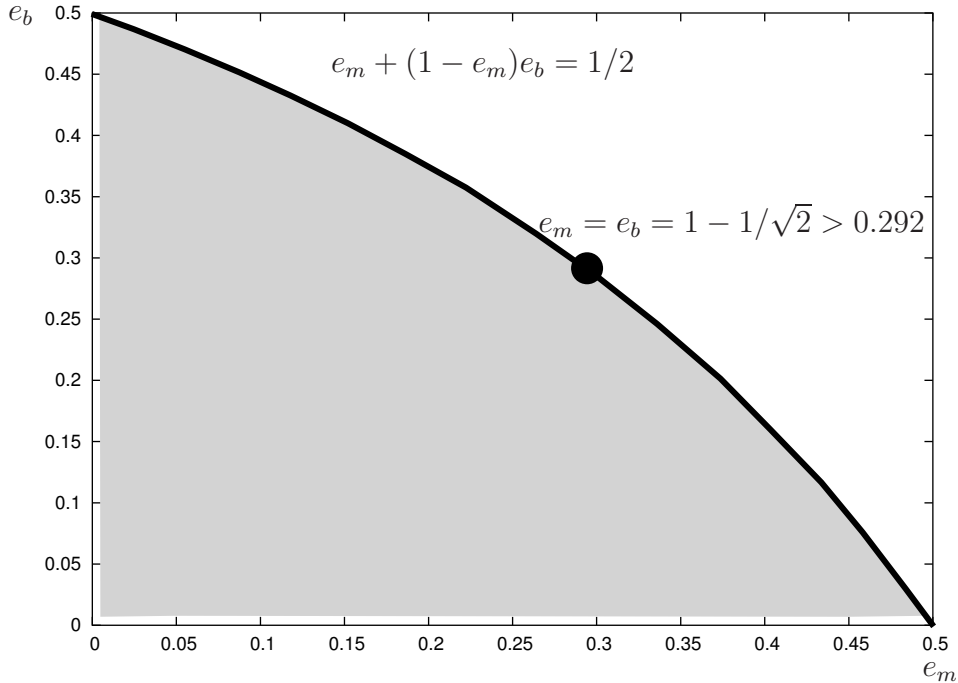


FIG. 3: Region for which scalable computation for the detected-error model is possible. Tolerable error rates are in the gray region, strictly below the upper boundary. If memory and Bell measurement error are equal, then any error-rate below 0.292 is tolerable. The point on the boundary corresponding to this value is shown. If memory errors are negligible, then Bell-measurement error rates close to 1/2 are tolerable.

### VIII. STATE-PREPARATION INEFFICIENCY

It is possible to prove that state preparation can be done with polynomial overhead directly instead of relying on the general threshold theorems. This is done here to make the paper more self contained and to show that two levels of concatenation suffice for the erasure error model. Let  $n$  be the final length of the (concatenated) code for each logical qubit. The code is constructed by concatenating two erasure codes of length  $l_1$  and  $l_2$  with  $l_1 l_2 = n$  and  $l_1 < \sqrt{n}$ . State preparation through the first level of encoding is handled by the naive method of repeated attempts. At the second level of encoding, the methods of the previous sections are used to improve the probability of successful state preparation.

To see that one level of encoding with the naive state-preparation method is insufficient, consider the following: The goal is to implement a computation of  $N$  elementary operations with polynomial overhead. In order for the computation to have a probability  $1 - \epsilon$  of success with logical qubits and no further error correction, the logical qubits must be subject to an error rate of  $\epsilon/N$  per operation. (Erasure errors add probabilistically.) Given that  $e_m$  and  $e_b$  are in the scalability region, the error rate as a function of code length  $n$  for the best codes goes as  $e^{-cn}$  (asymptotically) for some constant  $c$  depending on  $e_m$  and  $e_b$ . One should therefore choose  $n > \ln(N/\epsilon)/c$ . Typically, the state-preparation networks for these codes have at least  $c'n^2$  gates for some constant  $c' > 0$ . The naive state preparation therefore requires resources of order  $e^{c'n^2}$ . Substituting the lower bound for  $n$  gives a superpolynomial function of  $N/\epsilon$ .

To eliminate the superpolynomial overhead, choose a first level code that reduces the error rate to  $e^{-cl_1}$ . Choose a second level code that can correct any combination of at most  $l_2/6$  erasures (such stabilizer codes exist by using random coding [28, 29]). The concatenation of the two codes results in logical qubits with an error rate bounded by  $\binom{l_2}{l_2/6}(e^{-cl_1})^{l_2/6} \leq e^{-c'n}$  for some constant  $c' > 0$  and sufficiently large  $l_1, l_2$ . Choose  $n > \ln(N/\epsilon)/c'$ . The naive state-preparation method for computations with qubits encoded in the first-level code requires an overhead of  $e^{c'l_1^2} \leq e^{dn}$  for some constant  $d$ . Computations at the next level are implemented using the teleportation techniques discussed above. The probability of success of one step is at least  $1 - e^{-c''l_1}$  for some constant  $c''$  (different from  $c'$  because a step involves both storage and Bell measurements). The probability of success of a state-preparation network for states needed by the second level code is at least  $1 - c'l_2^2 e^{-c''l_1} > 1/2$  for sufficiently large  $n$ . The total overhead for the concatenated state preparation is bounded by  $2c'l_2^2 e^{dn} < e^{d \ln(N/\epsilon)} = \text{poly}(N/\epsilon)$ .

An obvious way to improve the efficiency of this state-preparation scheme is to choose the size of the first level code to better balance the overheads between the two levels. In particular, the first level code need have length only of order  $\log(n)$  for the probability of success of the second-level state preparation to exceed a constant. This reduces the overhead to polylogarithmic in  $N/\epsilon$ , comparable to overheads in the standard threshold theorems based on concatenation.

## IX. APPLICATION TO OTHER ERROR MODELS

The techniques discussed above can be used with any error model provided that it is possible to prepare the requisite state such that the final error in the state is sufficiently well controlled. For example, consider the depolarizing error model. Here, there are probabilities for complete, undetected depolarization for the various operations. The probability of a depolarizing error is the probability that some non-identity Pauli operator affects a qubit. Suppose that the probability of a depolarizing error for a memory operation is  $d_m$  and that the probability of a random incorrect Bell measurement outcome is  $d_b$ . Suppose also that encoded states can be prepared such that they are as intended except for independent depolarizing errors on each qubit with probability of error  $d_p$ . Assume also that this probability does not depend on the code used in a family of codes of interest. Such a family of codes could be the bipartite graph codes for which local purification is possible using the techniques of [24]. In this case, the error in the destination qubits from preparation is propagated forward to the next teleportation step. An upper bound on the error rate that the code needs to handle is given by  $e_t = 2d_p + d_m + d_b$ . If one computes the error rate exactly, taking into consideration canceling errors, one gets

$$\begin{aligned}
1 - e_t = & (1 - d_p)(1 - d_m)(1 - d_p)(1 - d_b) && \text{(no error anywhere)} \\
& + d_p(d_m/3)(1 - d_p)(1 - d_b) && \text{(storage error cancels preparation error} \\
& && \text{on original qubit)} \\
& + (1 - d_p)(1 - d_m)d_p(d_b/3) && \text{(Bell-measurement error compensates} \\
& && \text{for preparation error in} \\
& && \text{newly prepared qubit)} \\
& + (d_p(1 - d_m/3) + (1 - d_p)d_m)(1 - d_p)(d_b/3) && \text{(Bell-measurement error compensates} \\
& && \text{for total error on the original qubit)}
\end{aligned} \tag{7}$$

If the supremum of the error rates for which the family of codes in question has arbitrarily small error probability for the encoded qubit is  $e_{\max}$ , then a bound on the threshold boundary is determined by  $e_{\max} = e_t$ . The currently best lower bound on  $e_{\max}$  for stabilizer codes is  $e_{\max} \approx 0.19$  [30].

According to this estimate, the region for which scalable computation is possible given balanced  $d_m = d_b$  is shown in Fig. 4.

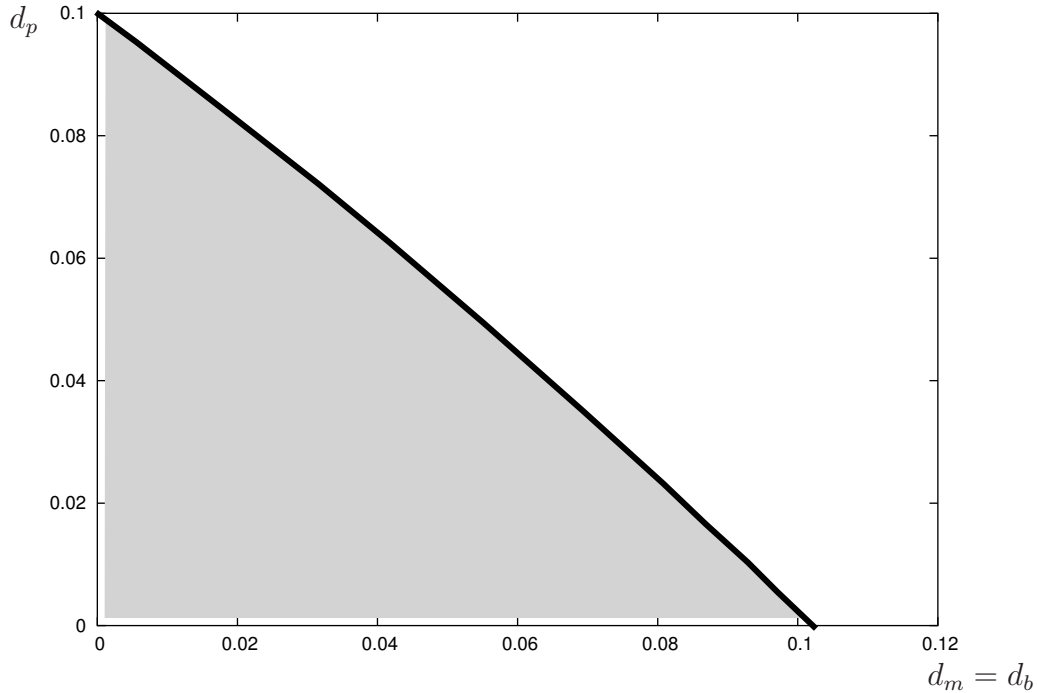


FIG. 4: Region for which scalable computation for depolarizing errors is possible. Tolerable error rates are in the gray region, strictly below the upper boundary. For small memory and Bell-measurement error rates, preparation errors close to 0.1 per qubit can be tolerated. Since preparation errors are likely to dominate because of the higher number of operations required to deliver the state, this is the regime that is likely to be relevant.

## X. DISCUSSION

The work reported here shows that the maximum tolerable error rates depend strongly on the error model. If the errors are constrained, then they can be tolerated much better than depolarizing errors. In particular, if errors can be detected, tolerable error rates for computation are above 20 %. This should be strong motivation to build in error detection when engineering quantum devices and designing error-correction strategies.

The use of teleportation demonstrates yet again the now well-known versatility of this basic quantum communication protocol. It is worth noting that frequent use of teleportation in a computation implicitly solves the leakage problem. This is the problem where qubits are lost from the computation without the event being detected, either by physical loss of the underlying particles, or by the particle's state leaving the qubit-defining subspace. In every teleportation step, the destination qubits are fresh, and any previously leaked qubits contribute only to errors in the Bell measurements. These errors can be treated just like other errors.

Further work is required to determine the applicability of this work to practical quantum computation. For example, the scalability assumptions include massive parallelism in manipulating quantum bits, but no communication or classical processing latencies. It may be possible to reduce the latencies to a constant for relatively slow quantum computers with measurement times

comparable to unitary gate times, but the necessary architectures that achieve this need to be further investigated. Realistically, it is necessary to consider the actual overheads required for implementing fault-tolerant computation. In general, experience shows that the overheads grow very rapidly as the maximum tolerable error rates are approached. As a result, it is a good idea to engineer computational devices to have error-rates that are substantially lower. In the case of the techniques used in this paper, the overheads are dominated by the complexity of state preparation. Little attempt has been made to prepare the states more efficiently than by the rejection method: Any time an error is detected, discard the state and start from scratch. Since theoretical scalability permits any polynomial overhead, further optimization is not considered here. As a result, overheads can be extremely large. Future investigations may yield significant improvements in efficiency without large decreases in tolerated error rates.

### Acknowledgments

Portions of this work were done at Los Alamos National Laboratory. This work was supported by the Department of Energy (DOE contract W-7405-ENG-36) and the U.S. National Security Agency. This paper is a contribution of the National Institute of Standards and Technology, an agency of the U.S. government, and is not subject to U.S. copyright.

- 
- [1] P. W. Shor, in *Proceedings of the 37th Symposium on the Foundations of Computer Science (FOCS)* (IEEE press, Los Alamitos, California, 1996), pp. 56–65.
  - [2] A. Y. Kitaev, in *Quantum Communication and Computing and Measurement*, edited by O. H. et al. (Plenum, New York, 1997).
  - [3] E. Knill and R. Laflamme, Tech. Rep. LAUR-96-2808, Los Alamos National Laboratory (1996), quant-ph/9608012.
  - [4] D. Aharonov and M. Ben-Or, in *Proceedings of the 29th Annual ACM Symposium on the Theory of Computation (STOC)* (ACM Press, New York, New York, 1996), pp. 176–188.
  - [5] D. Aharonov and M. Ben-Or (1999), quant-ph/9906129.
  - [6] E. Knill, R. Laflamme, and W. Zurek, Proc. R. Soc. Lond. A **454**, 365 (1998).
  - [7] E. Knill, R. Laflamme, and W. H. Zurek, Science **279**, 342 (1998).
  - [8] D. Gottesman, Phys. Rev. A **57**, 127 (1998).
  - [9] J. Preskill, Proc. R. Soc. Lond. A **454**, 385 (1998).
  - [10] D. Gottesman and J. Preskill (1999), unpublished analysis of the accuracy threshold.
  - [11] T. E. Panel, Tech. Rep. LAUR-02-6900, Los Alamos National Laboratory (2002), produced for ARDA.
  - [12] C. Zalka (1996), quant-ph/9612028.
  - [13] D. Aharonov (2002), talk at QIP, IBM, Jan 16, 2002.
  - [14] W. Dür and H.-J. Briegel, Phys. Rev. Lett. **90**, 067901/1 (2003).
  - [15] A. M. Steane, Phys. Rev. A **68**, 042322/1 (2003).
  - [16] E. Knill, R. Laflamme, and G. Milburn, Nature **409**, 46 (2001).
  - [17] E. Knill, R. Laflamme, and G. Milburn, Tech. Rep. LAUR-00-3477, Los Alamos National Laboratory (2000), quant-ph/0006120.
  - [18] E. Knill, Tech. Rep. LAUR-01-5768, Los Alamos National Laboratory (2001), foils of a series of lectures on efficient linear optics quantum computation.

- [19] A detected  $\sigma_z$  measurement threshold of .5 is proven in [17]. It is possible to prove that the threshold is 1 using the techniques discussed in this paper. A pictorial proof is in transparencies used at several talks in 2002 and 2003 and is available by request from the author.
- [20] D. Gottesman and I. L. Chuang, *Nature* **402**, 390 (1999).
- [21] A. Steane, *Nature* **399**, 124 (1999).
- [22] A. M. Steane and B. Ibinson (2003), quant-ph/0311014.
- [23] A. M. Steane (2002), quant-ph/0202036.
- [24] W. Dür, H. Aschauer, and H.-J. Briegel, *Phys. Rev. Lett.* **91**, 107903/1 (2003).
- [25] G. K. Brennen, D. Song, and C. J. Williams, *Phys. Rev. A* **67**, 050302/1 (2003), quant-ph/0301012.
- [26] R. Cleve and D. Gottesman, *Phys. Rev. A* **56**, 76 (1997).
- [27] C. H. Bennett, D. P. DiVincenzo, and J. A. Smolin, *Phys. Rev. Lett.* **78**, 3217 (1997).
- [28] C. H. Bennett, D. P. DiVincenzo, J. A. Smolin, and W. K. Wootters, *Phys. Rev. A* **54**, 3824 (1996).
- [29] A. Calderbank, E. Rains, P. Shor, and N. Sloane, *Phys. Rev. Lett.* **78**, 405 (1997).
- [30] D. P. DiVincenzo, P. W. Shor, and J. A. Smolin, *Phys. Rev. A* **57**, 830 (1998).