

Husimi's $Q(\alpha)$ function and quantum interference in phase space

D.F. Mundarain¹ and J. Stephany^{1,2}

¹*Departamento de Física, Universidad Simón Bolívar,
Apartado 89000, Caracas 1080A, Venezuela.*

²*Department of Physics and Centre of Scientific Computation,
The University of Warwick, Coventry, CV4 7AL, UK.*

Abstract

We discuss a phase space description of the photon number distribution of non classical states which is based on Husimi's $Q(\alpha)$ function and does not rely in the WKB approximation. We illustrate this approach using the examples of displaced number states and two photon coherent states and show it to provide an efficient method for computing and interpreting the photon number distribution. This result is interesting in particular for the two photon coherent states which, for high squeezing, have the probabilities of even and odd photon numbers oscillating independently.

1 Introduction

The oscillations in the photon number distribution are an interesting feature common to various kind of light states, which may be taken as a signal of non classical behavior of those states. They were first computed for squeezed states [1, 2] and interpreted as an interference effect in phase space [1, 2, 3, 4]. They also have been the subject of experimental investigations[5] in connection with the properties of Wigner's distribution. Since in the actual experimental situation many factors like the detector properties may modify the conclusions of the theoretical analysis it is of interest to understand better the physics involved and to develop our intuition of how the oscillations may appear and eventually disappear.

For our analysis we consider a single mode of the electromagnetic field. For this case, the picture of quantum interference of states in phase space was developed as a generalization of the Bohr-Sommerfeld description of quantum states as finite areas in phase space [1, 2, 3, 4, 6]. The total area of each state is fixed by the normalization requirement $\langle \psi | \psi \rangle = 1$. The area associated with a Fock or number state $|m\rangle$ is a circular ring centered at the origin with interior radius $r_m^- = \sqrt{2m}$ and exterior radius $r_m^+ = \sqrt{2m+2}$. The areas associated to coherent states and squeezed states are obtained by displacing, or squeezing and displacing the one of vacuum state. The inner product $\langle \psi | \phi \rangle$ between two quantum states is then related with the overlapping area of the states in the phase space. The intersecting region may have in some interesting cases more than one component. Since the probability amplitude $\langle m | \psi \rangle$ is a complex number and the overlapping areas are real, results natural to associate to each of these components a phase in order to reproduce the quantum mechanical results. The probability amplitude acquires then the following structure,

$$\langle \chi | \psi \rangle = \sum_i \sqrt{A_{\chi\psi}^i(\psi)} e^{i\phi_{\chi\psi}^i(\psi)} \quad (1)$$

where $A_{\chi\psi}^i(\psi)$ y $\phi_{\chi\psi}^i(\psi)$ are the i -th component of the overlapping area and their assigned phase respectively.

The presence of the areas $A_{\chi\psi}^i(\psi)$ in this expression is very natural and physically appealing although the fact that what appears is the square root of the areas does not allow any direct geometrical method to derive Eq.(1). On the other hand the values that have to be chosen for the phases $\phi_{\chi\psi}^i(\psi)$ are not evident from the geometry of the phase space. Dowling (*et al.*)[4]

work out a quite general equivalent of Eq. (1) for the probability amplitude of the eigenstates of two different hamiltonian operators using the WKB approximation. They obtained an explicit expression of the phases where it is possible to recognize a geometrical content. Oscillations in the photon statistics for displaced states, two photon squeezed states and for squeezed number states may also be studied with this methodology but this approach is limited by the validity of the WKB approximation [6, 7].

Some time after Milburn [8] show that the interference effects in phase space may also be understood by considering the properties of Husimi's function

$$Q(\alpha) = \frac{1}{\pi} | \langle \alpha | \psi \rangle |^2 ,$$

for the state under study. This author notes that the over-completeness of the coherent states allows to rewrite the probability amplitude $\langle m | \psi \rangle$ as a phase space integral,

$$\langle m | \psi \rangle = \frac{1}{\pi} \int d^2\alpha \langle m | \alpha \rangle \langle \alpha | \psi \rangle . \quad (2)$$

The functions $\langle m | \alpha \rangle$ and $\langle \alpha | \psi \rangle$ could be interpreted as the phase space probability amplitudes for the states $|m\rangle$ and $|\psi\rangle$ respectively. Each of these functions is proportional to the function $Q(\alpha)$ of the corresponding state. Then,

$$\langle m | \alpha \rangle = \sqrt{\pi Q_m(\alpha)} e^{i\phi_m(\alpha)} \quad (3)$$

$$\langle \alpha | \psi \rangle = \sqrt{\pi Q_\psi(\alpha)} e^{i\phi_\psi(\alpha)} \quad (4)$$

One may then approximate the integral in (2), by restricting the domain of integration to the phase space region where the product of the two probability amplitudes is appreciably different of zero and by identifying the regions where the Q function concentrates with the phase space regions assigned to the states, this approximation is equivalent to consider the integration domain as the overlapping areas between the different states. Following this line of thought in this paper we discuss in detail the photon number distributions for the displaced number states and the two photon coherent states. We show that this approach allows to identify the areas and phases for the phase space description without rendering in the WKB approximation. This results interesting in particular for the two photon coherent states which has, for high squeezing, the probabilities of even and odd photon numbers oscillating independently.

2 Photon statistics for displaced number states

Let us consider first the example of the displaced number states. They are defined through the action of the displacement operator $D(\beta) = \exp(\beta a^\dagger - \beta^* a)$ on the Fock states $|n\rangle$,

$$|n, \beta\rangle = D(\beta)|n\rangle \quad . \quad (5)$$

For simplicity we work with real β .

We compute the photon distribution using the method of generating functions. Consider a coherent state $|\alpha\rangle = D(\alpha)|0\rangle$ with real α . We have,

$$D(\beta)|\alpha\rangle = |\alpha + \beta\rangle = e^{-|\alpha|^2/2} \sum_{n=0}^{\infty} \frac{\alpha^n}{\sqrt{n!}} D(\beta)|n\rangle \quad (6)$$

Then,

$$\langle m | D(\beta) | n \rangle = \frac{1}{\sqrt{n!}} \left\{ \left(\frac{\partial}{\partial \alpha} \right)^n \left(e^{|\alpha|^2/2} \langle m | \alpha + \beta \rangle \right) \right\}_{\alpha=0} \quad (7)$$

with

$$\langle m | \alpha + \beta \rangle = \frac{1}{\sqrt{m!}} e^{-\frac{|\alpha+\beta|^2}{2}} (\alpha + \beta)^m. \quad (8)$$

As in other cases the photon number distribution $P_{mn}(\beta) = |\langle m | n, \beta \rangle|^2$ is oscillating. (see Figure (6)) below

To develop the phase space description consider the phase space amplitudes,

$$\begin{aligned} \langle m | \alpha \rangle &= \frac{1}{\sqrt{m!}} e^{-|\alpha|^2/2} \alpha^m \\ &= |\langle m | \alpha \rangle| e^{i\phi_m(\alpha)} \end{aligned} \quad (9)$$

and

$$\begin{aligned} \langle \alpha | n, \beta \rangle &= \frac{1}{\sqrt{n!}} e^{\frac{\beta \alpha^* - \alpha \beta^*}{2}} e^{-\frac{|\alpha - \beta|^2}{2}} (\alpha^* - \beta^*)^n \\ &= |\langle \alpha | n, \beta \rangle| e^{-i\phi_{n,\beta}(\alpha)}. \end{aligned} \quad (10)$$

The phases here are better expressed in terms of the real and imaginary parts of $\alpha = x + iy$ and take the form

$$\phi_m(\alpha) = m \arctan\left(\frac{y}{x}\right) \quad (11)$$

and

$$\phi_{n,\beta}(\alpha) = \frac{\alpha\beta^* - \beta\alpha^*}{2i} + n \arctan\left(\frac{y}{x - \beta}\right) . \quad (12)$$

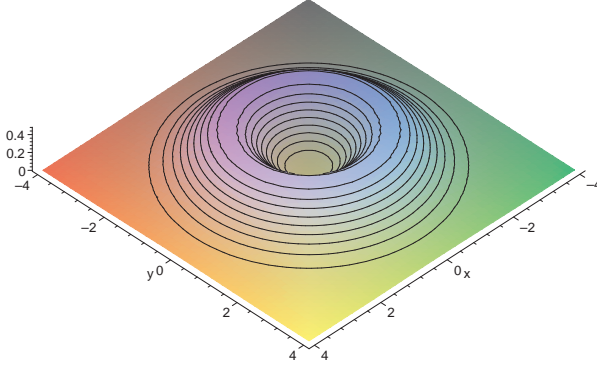


Figure 1: $|\langle m|\alpha \rangle|$ for a Fock state with $m = 3$

In figure(1) we show the phase space probability amplitude module $|\langle m|\alpha \rangle|$ for a number state with $m = 3$. This function reminds the Bohr-Sommerfeld ring associated with the corresponding number state except for the fact that here the mean radius is $|\alpha| = \sqrt{m}$. This suggests to associate the number state $|m\rangle$ the circular ring centered at origin and located between the radii $\sqrt{m - 1/2}$ and $\sqrt{m + 1/2}$. Note also that the phase space amplitude $|\langle \alpha|n, \beta \rangle|$ for the displaced number state $|n, \beta \rangle$ is obtained by displacing the amplitude $|\langle \alpha|n \rangle|$.

In Figure (2) we show the product $|\langle m|\alpha \rangle \langle \alpha|n, \beta \rangle|$ for $m = 100$, $n = 3$ and $\beta = 10.1$. Observe that there are two overlapping regions where both terms appreciably not vanish. But note also the intersection areas with this prescription are not in the same position were would appear if working with the Bohr-Sommerfeld bands. Now they may be localized in the intersection points of a circumference of radius \sqrt{m} centered at origin and a second circumference of radius \sqrt{n} displaced by β , as shown in Figure(3). The intersection points are then given by $\alpha_+ = x_0 + iy_0$ and $\alpha_- = x_0 - iy_0$,

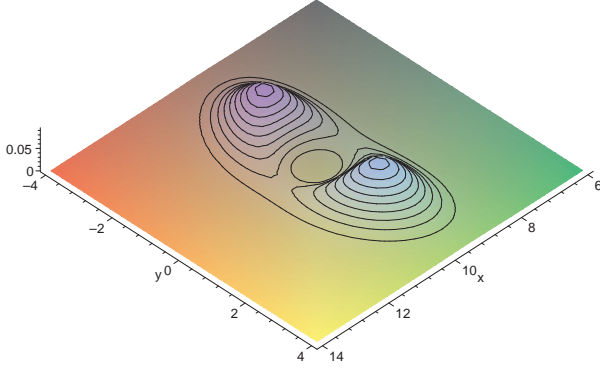


Figure 2: $|\langle m|\alpha\rangle\langle\alpha|n,\beta\rangle|$ for a Fock state with $m = 100$ and a displaced state with $n = 3$ and $\beta = 10.1$

with

$$x_0 = \frac{\beta^2 + m - n}{2\beta} \quad (13)$$

and

$$y_0 = \sqrt{m - x_0^2} \quad (14)$$

Now we approximate the phase space integral of Equation (2) for the photon number probability amplitude $\langle m|n, \beta\rangle$ by taking instead of (9) and (10) uniform contributions on the intersection of the rings described above with the angles (11) and (12) evaluated at the points given by (13) and (14). The probability amplitude has then the structure,

$$\langle m|n, \beta\rangle = \frac{\sqrt{A_{mn}}}{\pi} e^{i\psi} + \frac{\sqrt{A_{mn}}}{\pi} e^{-i\psi_{n,\beta}^{(m)}} \quad (15)$$

where

$$\begin{aligned} \psi_{n,\beta}^{(m)} &= \phi_m(\alpha_+) - \phi_{n,\beta}(\alpha_+) \\ &= m \arctan\left(\frac{y_0}{x_0}\right) - n \arctan\left(\frac{y_0}{x_0 - \beta}\right) - \beta y_0 \end{aligned} \quad (16)$$

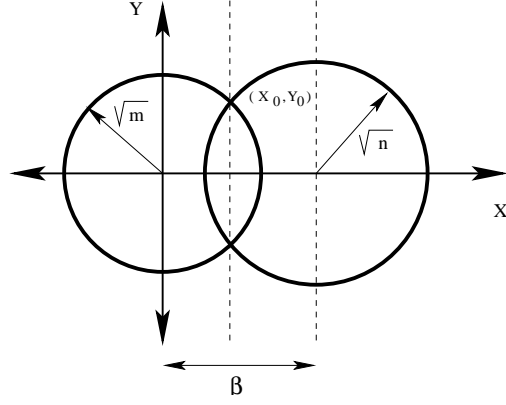


Figure 3: Intersection points in phase space

and A_{mn} are the overlapping areas between the rings corresponding to the number and displaced number states as shown in Fig.(4).

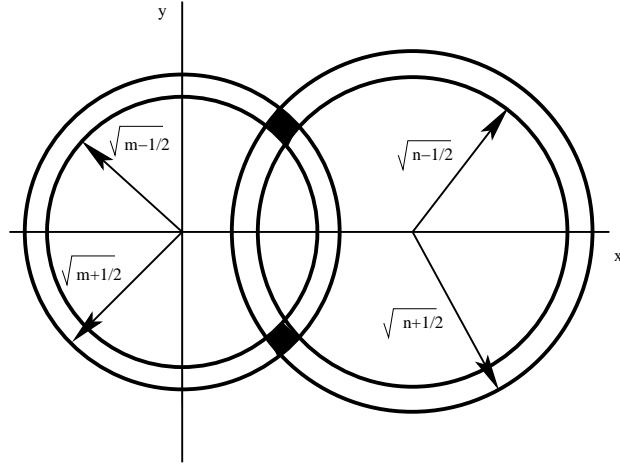


Figure 4: Overlapping areas between the Fock state $|m\rangle$ and the displaced number state $|n, \beta\rangle$

The computation of this area is analogous to the one presented in [3, 4] for the Bohr-Sommerfeld strips and is given by,

$$A_{mn} = \frac{1}{2} \left(a(\sqrt{m+1/2}, \sqrt{n+1/2}) - a(\sqrt{m-1/2}, \sqrt{n+1/2}) \right. \\ \left. - a(\sqrt{m+1/2}, \sqrt{n-1/2}) + a(\sqrt{m-1/2}, \sqrt{n-1/2}) \right) \quad (17)$$

where $a(r, R) = r^2\delta + R^2\gamma - \beta Y_1$ is the internal area between the two circular paths with radii r and R as shown in Figure (5). with $(X_1 = \frac{r^2 + \beta^2 - R^2}{2\beta}, Y_1 = \sqrt{r^2 - X_1^2})$ the intersection point of the circumferences and $\delta = \arctan \left\{ \frac{Y_1}{X_1} \right\}$ and $\gamma = \arctan \left\{ \frac{Y_1}{\beta - X_1} \right\}$.

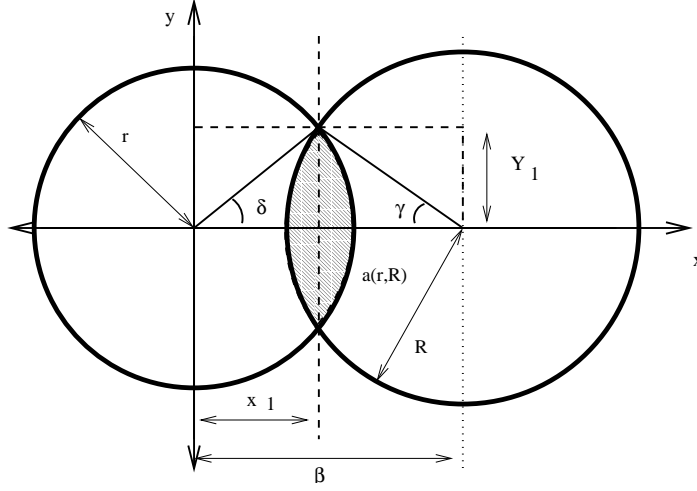


Figure 5: Internal areas used to define A_{mn}

Figure (6) show the exact and approximate results of P_{mn} for a displaced state with $n = 3$ and $\beta = 10.1$ showing a good qualitative and quantitative behavior for the values for which the assigned rings actually overlap.

The comparison of the result in Eq. (16) which has the direct geometrical interpretation

$$\psi_{n,\beta}^{(m)} = a(\sqrt{m}, \sqrt{n}) - n\pi \quad (18)$$

with the one obtained by Dowling *et al* using the WKB approach is shown in Figure (7). The WKB phase is given by [4, 9]

$$\begin{aligned} \psi^{WKB} = & -(m + 1/2) \arcsin \left[\frac{x_c(m, n)}{\sqrt{2m + 1}} \right] + (n + 1/2) \arcsin \left[\frac{x_c(m, n) - \sqrt{2}\beta}{\sqrt{2n + 1}} \right] \\ & - \frac{\sqrt{2}\beta}{2} \sqrt{2m + 1 - x_c(m, n)^2} - \frac{(n - m)\pi}{2} + \frac{\pi}{4} \end{aligned} \quad (19)$$

where

$$x_c(m, n) = \frac{m - n}{\sqrt{2}\beta} + \frac{\sqrt{2}\beta}{2} \quad (20)$$

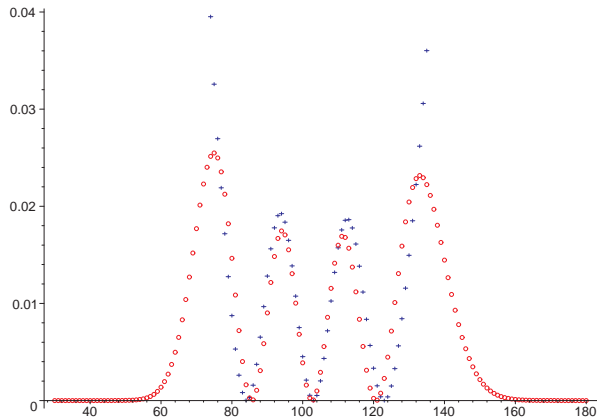


Figure 6: Photon statistics P_{mn} for a displaced number state $|n, \beta\rangle$ with $n = 3$ and $\beta = 10.1$. Exact computation: circles. Approximation: crosses

The phases differ sensibly for zero and high photon number where the WKB approximation fails to reproduce the distribution [7].

3 Two photon coherent states

As a second illustration let us consider the Two photon coherent states. These are obtained by the application of the squeezing operator $S(r) = \exp\left\{\frac{r}{2}a^2 - \frac{r}{2}(a^\dagger)^2\right\}$ on the coherent state $|\alpha\rangle$. That is,

$$|\beta, r\rangle = S(r)|\beta\rangle \quad (21)$$

Again we take β and ξ real. The photon statistics is given in this case by [10, 11],

$$P_n = |\langle n|\beta, r\rangle|^2 = \frac{(\tanh(r))^n}{2^n n! \cosh(r)} \exp\{\beta^2(\tanh(r) - 1)\} \times \left| H_n \left(\frac{\beta}{\sqrt{2 \cosh(r) \sinh(r)}} \right) \right|^2 \quad (22)$$

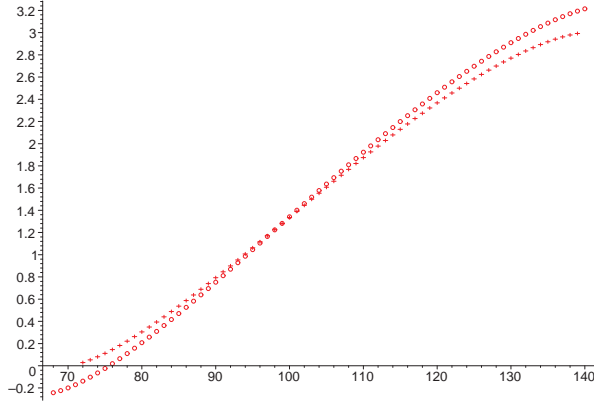


Figure 7: Comparison between the phases. Crosses: $(\psi + n\pi)/\pi$. Circles: $(\psi^{WKB} + n\pi)/\pi$.

with $H_n(x)$ the order n Hermite polynomial.

For $r \ll 1$ the photon statistics resembles that of a coherent state (although in fact the statistics is sub-poissonian). As the squeezing increases, they appear the oscillations in the distribution characteristic of the phase space interference. But then for higher values of r (see Figure (8)) the distribution develops different oscillating behaviors for odd and even photon numbers an effect which, as we show below, may be understood in terms of phase space interference. Following the same line as in the last section take Equations (9) and (11) and consider,

$$\begin{aligned}
 \langle \alpha | \beta, r \rangle &= \sqrt{\text{sech}(r)} \exp \left\{ -\frac{1}{2}(|\alpha|^2 + \beta^2) + \alpha^* \beta \text{sech}(r) \right. \\
 &\quad \left. - \frac{1}{2}((\alpha^*)^2 - \beta^2) \tanh(r) \right\} \\
 &= |\langle \alpha | \beta, r \rangle| e^{i\phi_{\beta,r}(\alpha)}
 \end{aligned} \tag{23}$$

which define

$$\phi_{\beta,r}(\alpha) = -y\beta \text{sech}(r) + xy \tanh(r) \quad . \tag{24}$$

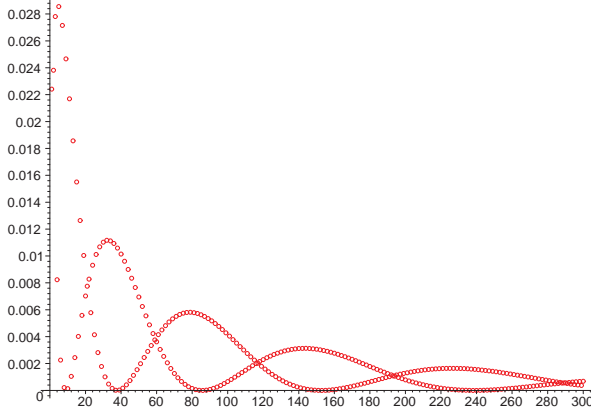


Figure 8: Photon statistics for a two photon coherent state with $\beta = 5.1$ and $r = 3$.

It is not difficult to show that the phase space probability amplitude $|\langle \alpha | \beta, r \rangle|$ of the two photon coherent state concentrate on an ellipse centered in $\beta \exp\{-r\}$, with one semi-axis of magnitude e^{-r} oriented through the X axis and the other semi-axis of magnitude e^r oriented through the Y axis. We represent the state by the internal region of the ellipse,

$$(x - \beta e^{-r})^2 e^{2r} + y^2 e^{-2r} = 1. \quad (25)$$

of area π . For high values of r the ellipse approximates to a vertical line. In this limit the intersection points with the circumference of radius \sqrt{m} (which we are using to represent the number states) are $\alpha_+ = X_2 + iY_2$ and $\alpha_- = X_2 - iY_2$, with

$$\begin{aligned} X_2 &= \beta \exp\{-2r\} \\ Y_2 &= \sqrt{m - X_2^2}. \end{aligned} \quad (26)$$

As in the previous case we may write the probability amplitude $\langle m | \beta, r \rangle$ as:

$$\langle m | \beta, r \rangle = \frac{\sqrt{A_m}}{\pi} e^{i\psi_{\beta,r}} + \frac{\sqrt{A_m}}{\pi} e^{-i\psi_{\beta,r}^{(m)}} \quad (27)$$

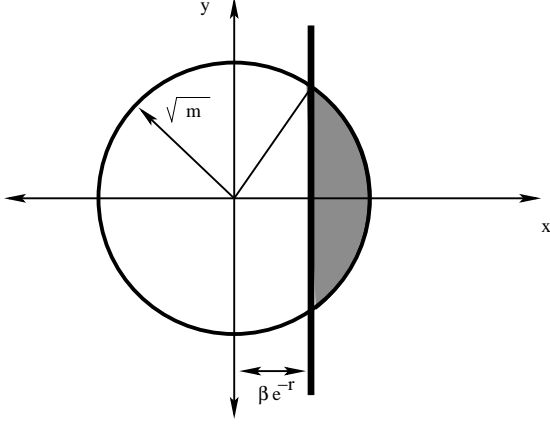


Figure 9: Intersecting points which the phase for $\langle m|\beta, r \rangle$

where the phases evaluated at the intersection points are given by

$$\begin{aligned}\psi_{\beta,r}^{(m)} &= \phi_m(\alpha_+) + \phi_{\beta,r}(\alpha_+) \\ &= m \arctan \left\{ \frac{Y_2}{X_2} \right\} - Y_2 \beta \text{sech}(r) + X_2 Y_2 \tanh(r)\end{aligned}\quad (28)$$

and A_m is one the shadowed areas in Figure (10). It has the value

$$A_m = \Delta y \Delta x \quad (29)$$

with

$$\begin{aligned}\Delta y &= \sqrt{m + 1/2 - \beta^2 e^{-2r}} - \sqrt{m - 1/2 - \beta^2 e^{-2r}} \\ \Delta x &= 2e^{-r} \sqrt{1 - (m - \beta^2 e^{-2r}) e^{-2r}}\end{aligned}$$

Figures (11) and (12) show the comparison between the exact and approximate results for the photon statistics of a two photon coherent state.

To get a geometrical interpretation of the two branches in the photon distribution consider again the phase evaluated at (28). It may be rewritten in the form,

$$\psi_{\beta,r} = m\phi - X_2 Y_2 \left(\frac{e^r}{\cosh(r)} - \frac{\sinh(r)}{\cosh(r)} \right) = m\phi - X_2 Y_2 \quad (30)$$

From this expression follows that the phase $\psi_{\beta,r}$ is represented by the shadowed area in Figure (9). For high values of r this phase may be written as,

$$\psi_{\beta,r} = m\pi/2 - 2X_2 Y_2 \quad (31)$$

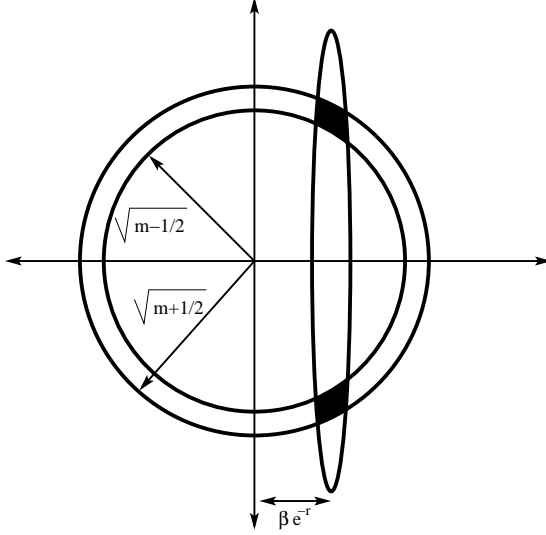


Figure 10: Overlapping areas for $\langle m|\beta, r \rangle$

In this case the probability is given by,

$$P_m = \frac{A_m}{\pi} \cos^2(\psi_{\beta,r}) = \frac{A_m}{2\pi} [1 + (-1)^m \cos(4X_2Y_2)] \quad (32)$$

which explains the differences in the probabilities of odd and even photon numbers.

4 Conclusion

In the approach to quantum phase space interference presented in this paper we show a general setup, based in the properties of Husimi's $Q(\alpha)$ function, for the representation of quantum states as regions in phase space with a prescription for assigning phases to the different overlapping regions with a geometrical input. We illustrate the method discussing the photon number distribution of the displaced number states and of the two photon coherent states. For the latter at high squeezing the distribution we show that the distribution develops different oscillating behaviors for odd and even photon numbers. This effect (also displayed by squeezed states) is understood in terms of phase space interference and maybe in principle, suitable for experimental verification.

5 Acknowledgments

J.S thanks the Abdus Salam International Centre for Theoretical Physics for a Regular Associate fellowship. JS was supported by Fonacit international collaboration program and J.S and D.F.M by Did-Usb grant Gid-30 and by Fonacit grant G-2001000712.

References

- [1] J. A. Wheeler, *Lett. Math. Phys.* **10**, 201 (1985).
- [2] W. Schleich y J.A. Wheeler, *Nature* **326**, 574 (1987); W. Schleich, H. Walther and J. A. Wheeler, *Foundations of Physics* **18**, 953 (1988).
- [3] W. Schleich, D. F. Walls and J. A. Wheeler, *Phys. Rev. A* **38**, 1177 (1988)
- [4] J. P. Dowling, W.P. Schleich y J.A. Wheeler, *Ann. der Phys.* **7**, 423 (1991).
- [5] S.Schiller, G.Breitenbach, S.F.Pereira, T.Müller and J.Mlynek, *Phys. Rev. Lett.* **77**, 2933 (1996)
- [6] M . S. Kim, F.A.M. de Oliveira y P.L. Knight, *Phys. Rev. A* **40**, 2494 (1989); M. S. Kim, F. A. M. De Oliveira and P. L. Knight, *Optics Comm.* **72**, 99 (1989).
- [7] D.F.Mundarain and J.Stephany,*Phys. Lett. A*, 352-357 (2003)
- [8] Milburn G. J., “*Squeezed and non classical light*”. Ed. P. Tombesi and E.R. Pike. New York: Plenum p. 151, (1989).
- [9] E.Merzbacher, *Quantum Mechanics*, 2nd Ed., (Wiley, New York, 1970)
- [10] H. P. Yuen, *Phys. Rev. A* **13**, 2226 (1976).
- [11] L.Albano, D.F.Mundarain and J.Stephany,*J.Opt.B:Quantum Semi-class.Opt.* **4**, 352-357 (2002).

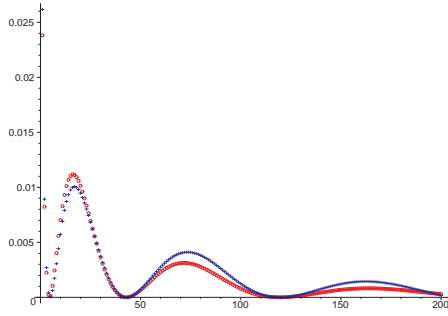


Figure 11: P_{2m} for a two photon coherent state with $\beta = 5.1$ and $r = 3$. Circles: Exact result. Crosses: Approximate result.

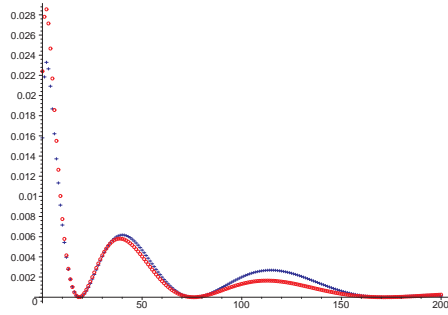


Figure 12: P_{2m+1} for a two photon coherent state with $\beta = 5.1$ and $r = 3$. Circles: Exact result. Crosses: Approximate result.