

The Silver Mean and Volumes of the Separable Two-Qubit States

Paul B. Slater*

*ISBER, University of California,
Santa Barbara, CA 93106*

(Dated: December 17, 2019)

Abstract

We systematically generate — using an advanced quasi-Monte Carlo method — two *billion* points in the 15-dimensional hypercube. These correspond to 4×4 density matrices, representing the possible states (separable *or* nonseparable) of two quantum bits. One indicator of the designed high uniformity (low “discrepancy”) of this point distribution is that it yields an estimate for the integral (V_{SD}^{s+n}) of the volume element of the statistical distinguishability (SD) metric (identically four times the well-known Bures [minimal monotone] metric) of 1.88264, while $V_{SD}^{s+n} = \frac{\pi^8}{5040} \approx 1.862645$, as recently proven by Sommers and Życzkowski. In the *same* calculation, the volumes of *separable* two-qubit states, as measured by the SD metric and (four times) the Kubo-Mori (KM) metric are estimated as 0.137884 and 4.1412, respectively. These are remarkably close to $\frac{\sigma_{Ag}}{3} \approx 0.138071$ and $10\sigma_{Ag} \approx 4.14214$, where $\sigma_{Ag} \equiv \sqrt{2} - 1$ is the *silver mean* — appearing in earlier related (lower-dimensional) *exact* analyses. Numerical evidence indicates that $V_{KM}^{s+n} = 64V_{Bures}^{s+n}$. We examine the topical issue of whether the *probability* ($P_{max}^s = \frac{V_{max}^s}{V_{max}^{s+n}}$) of separability is 0, when based on the *maximal* monotone metric — while conjectures that $P_{SD/Bures}^s = \frac{1680\sigma_{Ag}}{\pi^8} \approx 0.0733389$ and $P_{KM}^s = \frac{15}{32}P_{SD/Bures}^s$ are advanced.

PACS numbers: Valid PACS 03.65.Ud, 03.67.-a, 02.60.Jh, 02.40.Ky

*Electronic address: slater@kitp.ucsb.edu

I. INTRODUCTION

An arbitrary state of two quantum bits (qubits) is describable by a 4×4 density matrix (D_4) — an Hermitian, nonnegative definite matrix having trace unity. The convex set of all such density matrices is 15-dimensional in nature [1, 2]. Endowing this set with the statistical distinguishability (SD) metric [3] (identically *four* times the Bures [minimal monotone] metric [3]), we addressed in [4] the question (first essentially raised in the pioneering study [5], and investigated further in [6, 7, 8]) of what proportion of the 15-dimensional convex set (now a Riemannian manifold) is separable (classically correlated) in nature [9]. This pertains to the question of manifest interest “Is the world more classical or more quantum?” [5].

The Peres-Horodecki partial transposition criterion [10, 11] provides a convenient necessary *and* sufficient condition for testing for separability in the cases of qubit-qubit (as well as qubit-qutrit) pairs [12]. That is, if one transposes in place the four 2×2 blocks of D_4 , then in the case that the four eigenvalues of the resultant matrix are *all* nonnegative — or more simply, if its determinant is nonnegative [13, Thm. 5]— D_4 itself is separable.

Sommers and Życzkowski [14, eq. (4.12)] have recently established that the Bures volume of the $(N^2 - 1)$ -dimensional convex set of complex density matrices (D_N) of size N is equal to

$$\frac{2^{1-N^2} \pi^{N^2/2}}{\Gamma(N^2/2)}. \quad (1)$$

For the only specific case of interest here, $N = 4$, this gives us for the total Bures volume,

$$V_{Bures}^{s+n} = \frac{\pi^8}{165150720} \approx 5.74538 \cdot 10^{-5}. \quad (2)$$

We let the superscript s denote the set of separable and the superscript n the (complementary) set of nonseparable 4×4 density matrices. (The comparable volume based on the *Hilbert-Schmidt* metric — which induces the flat, Euclidean geometry into the set of mixed quantum states — is $V_{HS}^{s+n} = \frac{\pi^6}{851350500} \approx 1.12925 \cdot 10^{-6}$ [15, eq. (4.5)].) The volume V_{Bures}^{s+n} is exactly equal to that of a 15-dimensional halfsphere with radius $\frac{1}{2}$ [14]. Now, additionally,

$$V_{SD}^{s+n} = 2^{15} V_{Bures}^{s+n} = \frac{\pi^8}{5040} \approx 1.862645. \quad (3)$$

So, V_{SD}^{s+n} is itself exactly equal to one-half the volume (“surface area”) of a 15-dimensional sphere of radius 1. (The full sphere of total surface area $\frac{\pi^8}{2520}$ sits in 16-dimensional Euclidean space and bounds the unit ball there).

One of the objectives in this study will be to highly accurately estimate V_{SD}^s , so that we can, in turn, obtain a good estimate of the SD/Bures probability of separability,

$$P_{SD}^s = \frac{V_{SD}^s}{V_{SD}^{s+n}} = P_{Bures}^s = \frac{V_{Bures}^s}{V_{Bures}^{s+n}}. \quad (4)$$

We had already undertaken this task in [4] (seeking there to exploit the then just developed Euler angle parameterization of the 4×4 density matrices [16]). The analysis was, however, in retrospect, based on a relatively small number (65 million) of points, generated in the underlying quasi-Monte Carlo procedure (scrambled Halton sequences) (cf. [17]). Substantial computer assets were required, nonetheless. We would hope the reader bears in mind that numerical integration in high-dimensional spaces is a particularly challenging computational task.

To facilitate comparisons with the results of Sommers and Życzkowski [14], which were reported subsequent to our analysis in [4], we need to both divide the estimates given in [4] by $4! = 24$ to take into account the strict ordering of the four eigenvalues of D_4 employed by Sommers and Życzkowski [14, eq. (3.23)], as well as to multiply them by 8, since we (mistakenly, it appears) only used a factor of 2^{12} in [4, eq. (5)-(7)] rather than one of 2^{15} , as indicated above is required. These two independent adjustments together amount to a multiplication by $8/24 = 1/3$. This means that the estimate of $V_{SD}^{s+n} \approx 1.862645$ from the quasi-Monte Carlo analysis in [4], should be taken to be $1.88284 = 5.64851/3$; the estimate of V_{SD}^s from [4] should be considered to be $0.138767 = .416302/3$; and of P_{SD}^s (for which no adjustment is needed, being a ratio), 0.0737012.

We had been led in [4] — if only for numerical rather than any clearconceptual reasons — to formulate a conjecture that (after adjustment by the indicated factor of $\frac{1}{3}$) can be expressed here as

$$V_{SD}^s = \frac{\pi^6}{6930} = 0.138729, \quad (5)$$

as well as that

$$P_{SD}^s \equiv P_{Bures}^s = \frac{8}{11\pi^2} \approx 0.0736881 \quad (6)$$

(suggesting that the [quantum] “world” — even in the case of only two qubits — is considerably “more quantum than classical”). We now view but (5) and (6) as but approximations to the revised conjectures (14) and (15) below.

The Bures metric plays the role of the *minimal* monotone metric. The monotone metrics comprise an infinite (nondenumerable) class [18, 19, 20], generalizing the (classically *unique*)

Fisher information metric [21]. The Bures metric has certainly been the most widely-studied member of this class [3, 14, 22, 23, 24, 25]. Two other prominent members are the *maximal* monotone metric [26] and the *Kubo-Mori* (KM) [27, 28, 29] (also termed Bogoliubov-Kubo-Mori and Chentsov [30]) monotone metric.

In this study, we will utilize additional computer power recently available to us, together with another advanced quasi-Monte Carlo procedure (scrambled Faure-Tezuka sequences [31] — the use of which was recommended to us by G. Ökten, who provided a corresponding MATHEMATICA code). The procedure appears to us to be exceptionally successful in generating a highly uniform (low “discrepancy” [32]) distribution of points over the hypercube — as judged by its yielding an estimate of 1.88264 for $V_{SD}^{s+n} \approx 1.862645$. However, at this stage, the procedure *does* have the shortcoming that it does not readily lend itself to the use of “error bars” for the estimates it produces, as quite naturally do (the generally considerably less efficient) Monte Carlo methods.

“It is easier to estimate the error of Monte Carlo methods because one can perform a number of replications and compute the variance. Clever randomizations of quasi-Monte Carlo methods combine higher accuracy with practical error estimates” [33, p. 95]. G. Ökten is presently developing a MATHEMATICA version of the scrambled Faure-Tezuka sequence in which there will be a random generating matrix for each dimension — rather than one for all [fifteen] dimensions — which will then be susceptible to statistical testing [33]. “Faure-Tezuka scrambling scrambles the digits of i before multiplying by the generator matrices ... The effect of the Faure-Tezuka-scrambling can be thought of as reordering the original sequence, rather than permuting its digits like the Owen scrambling ... Scrambled sequences often have smaller discrepancies than their nonscrambled counterparts. Moreover, random scramblings facilitate error estimation” [33, p. 107].

In addition to studying the SD/Bures metric, we ask analogous questions in relation to a number of other monotone metrics of interest. We study two of these metrics, in addition to the SD metric, in our “main analysis” (sec. III) and two more in our “auxiliary analysis” (sec. IV), which is based on the same scrambled Halton procedure employed in [4] — but with more than five times the number of points generated there, but also many fewer points than in the primary analysis here. (In hindsight, we might have better consolidated the several monotone metrics into a single investigation, from the very outset, but our initial/tentative/exploratory analyses grew, and we were highly reluctant to discard

several weeks worth of demanding and apparently revealing computations. Also, we had been using two different sets of processors [Macs and Suns] for our computations and for a number of reasons — too involved and idiosyncratic to make the subject of discussion here — it proved convenient to conduct *two* distinct analyses.) Also, we include analyses in sec. V pertaining to the *maximal* monotone metric, and a number of metrics interpolated between the minimal and maximal ones. In sec. VI, we undertake studies concerned with the values of volumes (“surface areas”) of the 14-dimensional *boundary* of the 15-dimensional convex set of two-qubit states, as measured in terms of the various monotone metrics under investigation here.

To begin with (sec. II), we will seek to determine V_{KM}^{s+n} . A wiggly line over the acronym for a metric will denote that we have *ab initio* multiplied that metric by 4, in order to facilitate comparisons with results presented in terms of the SD, rather than the Bures metric, which is one-fourth of the SD metric. (This, perhaps fortuitously, gives us a quite appealing *scale* of numerical results.) The probabilities themselves — being computed as *ratios* — are, of course, invariant under such a scaling, so the “wobble” is irrelevant for them.

To study such monotone metrics *other* than the SD/Bures one, we will utilize a certain *ansatz* (cf. [7]) (the validity of which an anonymous referee has assured us can be formally demonstrated). Contained in the formula [14, eq. (3.18)] of Sommers and Życzkowski for the “Bures volume of the set of mixed quantum states” is the subexpression (following their notation),

$$Q_N(\rho_\mu, \rho_\nu) = \prod_{\nu < \mu}^{1 \dots N} \frac{(\rho_\nu - \rho_\mu)^2}{\rho_\nu + \rho_\mu}, \quad (7)$$

where ρ_μ, ρ_ν ($\mu, \nu = 1, \dots, N$) denote the eigenvalues of an $N \times N$ density matrix (D_N). The term (7) can equivalently be rewritten using the “Morozova-Chentsov” function for the Bures metric [14, eq. (2.18)],

$$c_{Bures}(\rho_\mu, \rho_\nu) = \frac{2}{\rho_\nu + \rho_\mu} \quad (8)$$

as

$$Q_N(\rho_\mu, \rho_\nu) = \prod_{\nu < \mu}^{1 \dots N} (\rho_\nu - \rho_\mu)^2 c_{Bures}(\rho_\mu, \rho_\nu) / 2. \quad (9)$$

The *ansatz* we employ is that the replacement of $c_{Bures}(\rho_\mu, \rho_\nu)$ in the formulas for the Bures volume element by the particular Morozova-Chentsov function corresponding to a given monotone metric (g) will yield the volume element corresponding to g . We have been

readily able to validate this for a number of instances in the case of the *two*-level quantum systems [$N = 2$], using the general formula for the monotone metrics over such systems of Petz and Sudár [18, eq. (3.17)]. (The anonymous referee stated that one can argue that the joint distribution of the eigenvalues of D_N is the product of $Q_N(\rho_\mu, \rho_\nu)$ — pertaining to the off-diagonal elements of the density matrix — and an additional factor $H_N(\rho_\mu, \rho_\nu)$ — pertaining to the diagonal elements. Now, $H_N(\rho_\mu, \rho_\nu)$ is equal to the reciprocal of the square root of the determinant of the density matrix for *all* [Fisher-adjusted] monotone metrics — so we need not be concerned with its variation across metrics in this study — and simply unity in the case of the [flat] Hilbert-Schmidt metric (cf. [34]).)

II. PRELIMINARY ANALYSIS OF KUBO-MORI METRIC

The Morozova-Chentsov function for the Kubo-Mori metric is [14, eq. (2.18)]

$$c_{KM}(\rho_\mu, \rho_\nu) = \frac{\log \rho_\nu - \log \rho_\mu}{\rho_\nu - \rho_\mu}. \quad (10)$$

To proceed in the study of the KM metric, we first wrote a MATHEMATICA program, using the numerical integration command, that succeeded to a high degree of accuracy in reproducing the formula [14, eq. (4.11)],

$$C_N = \frac{2^{N^2-N}\Gamma(N^2/2)}{\pi^{N/2}\Gamma(1)\dots\Gamma(N+1)} \quad (11)$$

for the Hall/Bures normalization constants [34, 35] for various N . (These constants form one of the two factors — along with the volume of the flag manifold [14, eqs. (3.22), (3.23)] — in determining the total Bures volume.) Then, in the MATHEMATICA program, we replaced the Morozova-Chentsov function (8) for the Bures metric in the product formula (9) by the one (10) for the Kubo-Mori function. For the cases $N = 3, 4$ we found that the new numerical results were to several decimal places of accuracy (and in the case $N = 2$, exactly) equal to $2^{N(N-1)/2}$ times the comparable result for the Bures metric, given by (11). This immediately implies that the KM volumes of mixed states are also $2^{N(N-1)/2}$ times the corresponding Bures volumes (and the same for the \tilde{KM} and SD volumes), since the remaining factors involved, that is, the volumes of the flag manifolds are common to both the Bures and KM cases (as well as to all the monotone metrics). Thus, we arrive at our

TABLE I: Estimates based on (four times) the Bures, “average” and Kubo-Mori metrics, using a scrambled Faure-Tezuka sequence composed of *two* billion points distributed over the 15-dimensional unit hypercube, for quasi-Monte Carlo numerical integration. The results based on the first *one* billion points are given in parentheses.

metric	V_{metric}^{s+n}	V_{metric}^s	$P_{metric}^s = V^s/V^{s+n}$
Bures	1.88264 (1.88264)	0.137884 (0.137817)	0.0732398 (0.0732042)
Average	28.0801 (28.0803)	1.33504 (1.33436)	0.0475438 (0.0475194)
Kubo-Mori	120.504 (120.531)	4.1412 (4.14123)	0.0343654 (0.0343583)

first *conjecture* (cf. [14]),

$$V_{KM}^{s+n} = 64V_{SD}^{s+n} = \frac{4\pi^8}{315} \approx 120.489, \quad (12)$$

for which we will obtain some further support in our *main* numerical analysis (sec. III), yielding Table I.

III. MAIN ANALYSIS

Associated with the minimal (Bures) monotone metric is the operator monotone function, $f_{Bures}(t) = (1+t)/2$, and with the *maximal* monotone metric, the operator monotone function, $f_{max}(t) = 2t/(1+t)$ [14, eq. (2.17)]. The *average* of these two functions, that is, $f_{average}(t) = (1+6t+t^2)/(4+4t)$, is also necessarily operator monotone [19, eq. (20)] and thus yields a monotone metric (apparently previously uninvestigated). Again employing our basic *ansatz*, we used the associated Morozova-Chentsov function — given by the general formula [18, p. 2667], $c(x, y) = 1/yf(x/y)$ —

$$c_{average}(\rho_\mu, \rho_\nu) = \frac{4(\rho_\mu + \rho_\nu)}{\rho_\mu^2 + 6\rho_\mu\rho_\nu + \rho_\nu^2}. \quad (13)$$

For our main quasi-Monte Carlo analysis, we (simultaneously) numerically integrated the SD, $K\tilde{M}$ and *average* volume elements over a fifteen-dimensional *hypercube* using two *billion* points for evaluation, with the points forming a scrambled *Faure-Tezuka* sequence [31]. (As in [4], the fifteen original variables — twelve Euler angles and three angles for the eigenvalues [16, eq. (38)] — parameterizing the 4×4 density matrices were first linearly transformed so

as to all lie in the range $[0,1]$.) This “low-discrepancy” sequence is designed to give a close-to-*uniform* coverage of points over the hypercube, and accordingly yield relatively accurate numerical integration results.

The results of Table I suggest to us, now, rejecting the previous conjecture (5) — based on a much smaller number (65 million) of data points than the two billion here — and replacing it by (perhaps the more “elegant”)

$$V_{SD}^s = \frac{\sigma_{Ag}}{3} \equiv \frac{\sqrt{2}-1}{3} \approx 0.138071, \quad (14)$$

where σ_{Ag} denotes the “silver mean” [36]. (As we proceed from one billion to two billion points, some apparent convergence — 0.137817 to 0.137884 — of the numerical estimate to the conjecture (14) is observed. It is interesting to note the occurrence of the first three positive integers in (14).) By implication then, the conjecture (6) is replaced by

$$P_{SD/Bures}^s = \frac{V_{SD}^s}{V_{SD}^{s+n}} = \frac{1680\sigma_{Ag}}{\pi^8} \approx 0.0733389. \quad (15)$$

In addition to simply our numerical results, we were also encouraged to advance this conjecture (14) on the basis of certain earlier results. In [8], a number of quite surprisingly simple *exact* results were obtained using *symbolic* integration, for certain specialized [low-dimensional] two-qubit scenarios. This had led us to first investigate in [4] the possibility of an exact probability of separability also in the *full* 15-dimensional setting. (Unfortunately, as far as we can perceive, the full 15-dimensional problem is not at all amenable to the use of the currently available symbolic integration programs and, it would appear, possibly for the foreseeable future.)

In particular in [8], a Bures *probability* of separability equal to σ_{Ag} had been obtained for both the $q = 1$ and $q = \frac{1}{2}$ states [37] inferred using the principle of maximum nonadditive [Tsallis] entropy — and also for an additional *low*-dimensional scenario [8, sec. II.B.1]. (We have recently reanalyzed this last scenario, but with the *maximal* monotone metric, and also found a probability of separability equal to σ_{Ag} . The value σ_{Ag} also arises as the amount by which Bell’s inequality is violated [38, eq. (8)].) Christos and Gherghetta [36] took the silver mean, as in our study here, to be the positive solution of the equation $x + 2 = \frac{1}{x}$ — since having a “mean” value less than 1 was useful in their investigation of trajectory scaling functions — while others (perhaps more) [39, 40] [41, chap. 22] have defined it as the positive solution of $x - 2 = \frac{1}{x}$, that is, $\sqrt{2} + 1$, the *reciprocal* of our σ_{Ag} . Similar definitional, but

perhaps not highly significant, ambiguities occur in the (more widespread) usage of the term “golden mean”, that is $(\sqrt{5} \pm 1)/2$ [42]. (“The characteristic sequence of $(\sqrt{5} - 1)/2$ (resp., $\sqrt{2} - 1$) is called the *golden mean sequence* (resp., *Pell sequence*)” [43]. This line of analysis — concerned with the alignment of two words over an alphabet — originated, apparently, from a 1963 unpublished talk of the prominent [Nobelist] physicist, D. R. Hofstadter [43].) In [44], demonstrating a conjecture of Gromov, the *minimal volume* of \mathbf{R}^2 was shown to be $\frac{2\pi}{\sigma_{Ag}}$. (An exposition of this result is given in [45].) In [46] the value of $\frac{1}{2\sigma_{Ag}}$ was obtained for a certain supremum of *volumes*.

Further conjectures that $V_{average}^s = \frac{29\sigma_{Ag}}{9} \approx 1.33469$ and $V_{KM}^s = 10\sigma_{Ag} \approx 4.14214$ seem worth investigating, based on the results in Table I. (Our estimate of the ratio $\frac{V_{KM}^s}{V_{SD}^s}$ from Table I is 30.0339.) So, we have an implied conjecture that

$$P_{KM}^s = \frac{V_{KM}^s}{V_{KM}^{s+n}} = \frac{1575\sigma_{Ag}}{2\pi^8} \approx .0343776. \quad (16)$$

It would then follow that $\frac{P_{KM}^s}{P_{SD/Bures}^s} = \frac{15}{32} = .46875$.

The convergence to the *known* value of V_{SD}^{s+n} in Table I seems more pronounced than any presumptive convergence to the conjectured values of the separable volumes alone, but the latter are based on considerably smaller samples (roughly, one-quarter the number) of points than the former (for which, of course, *all* the two billion systematically generated points are used). Clearly, our conjecture (14) can be reexpressed as $V_{SD}^n = V_{SD}^{s+n} - V_{SD}^s = \frac{\pi^8}{5040} - \frac{\sigma_{Ag}}{3} \approx 1.74457$. Our sample estimate for V_{SD}^n is, then, 1.74475.)

In Figs. 1-5, we show the *deviations* from our conjectured and known values of the estimates provided by the Tezuka-Faure sequence as the number of points in the sequence increases from one million to two thousand million (i. e. two billion).

In Fig. 6 — since we have no particular hypothesis as to the value of $V_{average}^{s+n}$ — we plot estimates themselves (rather than any deviations from a known or conjectured value).

IV. AUXILIARY ANALYSIS

In an *independent* set of computations (Table II), employing 415 million points of a scrambled *Halton* sequence (as opposed to the scrambled Faure-Tezuka sequence used in sec. III), we sought to obtain estimates of the probability of separability of two arbitrarily coupled qubits based on three monotone metrics of interest. These correspond to the operator

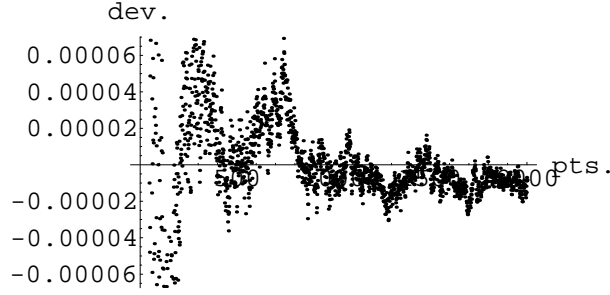


FIG. 1: Deviations of the estimated values of V_{SD}^{s+n} from the *known* value — as shown by Sommers and Życzkowski — of $\frac{\pi^8}{5040} \approx 1.862645$, as the number of points in the scrambled Tezuka-Faure sequence increases from 1 million to 2,000 million

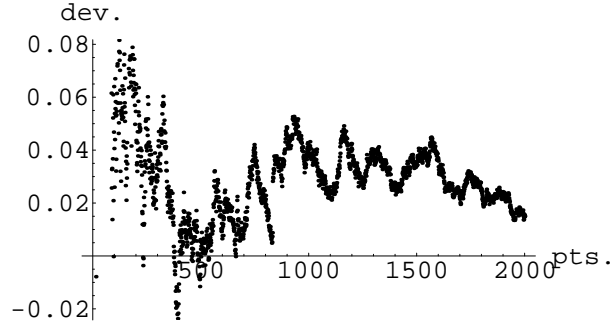


FIG. 2: Deviations of the estimated values of V_{KM}^{s+n} from the *conjectured* value of $\frac{4\pi^8}{315} \approx 120.489$, as the number of points in the scrambled Tezuka-Faure sequence increases from 1 million to 2,000 million

monotone functions,

$$f_{GKS}(t) = t^{t/(t-1)}/e; \quad f_{WY}(t) = \frac{1}{4}(\sqrt{t} + 1)^2; \quad f_{KM}(t) = \frac{t-1}{\log t}. \quad (17)$$

The subscript GKS denotes the Grosse-Krattenthaler-Slater (“quasi-Bures”) metric (which yields the common asymptotic minimax and maximin redundancies for *universal* quantum coding [47, sec. IV.B] [48]), the subscript WY, the Wigner-Yanase information metric [49, sec. 4] [50, 51], and the subscript KM, the Kubo-Mori metric already studied in secs. II and III. (We had, in fact, intended to study the “Noninformative” monotone metric [52] here instead of the KM metric, but there was a programming oversight that was only

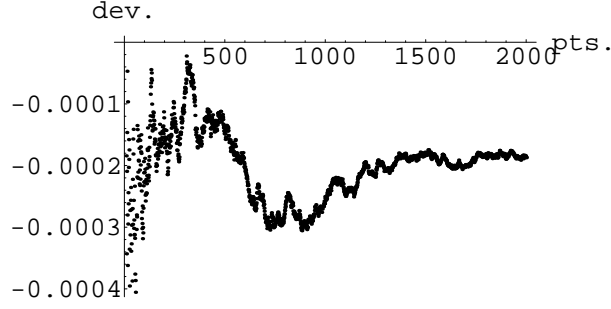


FIG. 3: Deviations of the estimated values of V_{SD}^s from the *conjectured* value of $\frac{\sigma_{Ag}}{3} \approx 0.138729$, as the number of points in the scrambled Tezuka-Faure sequence increases from 1 million to 2,000 million

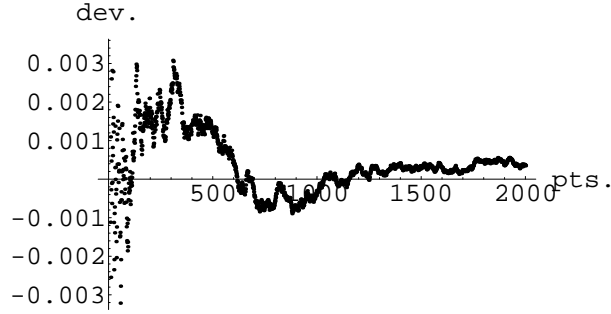


FIG. 4: Deviations of the estimated values of $V_{average}^s$ from the *conjectured* value of $\frac{29\sigma_{Ag}}{9} \approx 1.33469$, as the number of points in the scrambled Tezuka-Faure sequence increases from 1 million to 2,000 million

uncovered at the end of the computations.) It appears conjecturable that, in terms of the separable states, $V_{GKS}^s = \frac{4\sigma_{Ag}}{5} \approx 0.331371$. Also, in terms of the combined separable and nonseparable states, it seems possible that $V_{GKS}^{s+n} = \frac{\pi^8}{1750} \approx 5.42202$. If so, we would have $P_{GKS}^s = \frac{1400\sigma_{Ag}}{\pi^8} \approx 0.0611158$.

We had hoped to further extend the scrambled Halton sequence used here, but doing so has so far proved problematical, in terms of available computer resources.

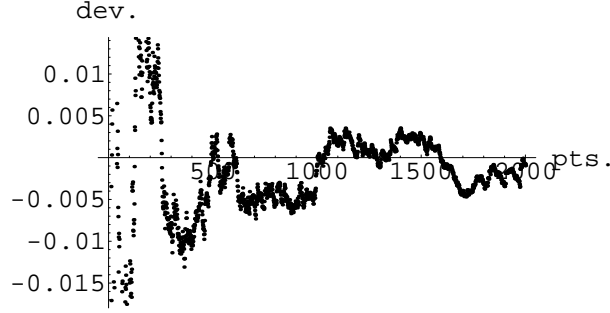


FIG. 5: Deviations of the estimated values of V_{KM}^s from the *conjectured* value of $10\sigma_{Ag} \approx 4.14214$, as the number of points in the scrambled Tezuka-Faure sequence increases from 1 million to 2,000 million

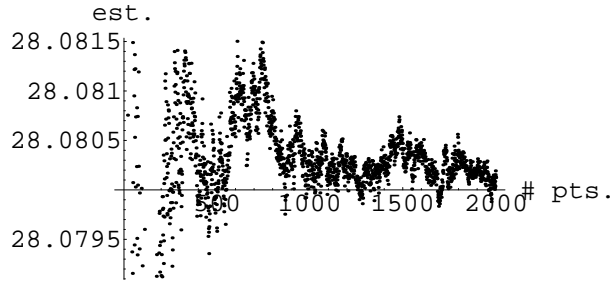


FIG. 6: Estimates of $V_{average}^{s+n}$ as the number of points in the scrambled Tezuka-Faure sequence increases from 1 million to 2,000 million

V. MAXIMAL MONOTONE METRIC

As to the *maximal* monotone metric, numerical, together with some analytical evidence, strongly indicate that V_{max}^{s+n} is infinite (unbounded). The supporting *analytical* evidence consists in the fact that for the three-dimensional convex set of 2×2 density matrices, parameterized by spherical coordinates $[r, \theta, \phi]$ in the “Bloch ball”, the volume element of the maximal monotone metric is $r^2 \sin \theta (1 - r^2)^{-3/2}$, the integral of which *diverges* over the ball. Contrastingly, the volume element of the minimal monotone metric is $r^2 \sin \theta (1 - r^2)^{-1/2}$, the integral over the ball of which is *finite*, namely π^2 . For $s \geq 1$ the integral of $r^2 \sin \theta (1 - r^2)^{-s}$ diverges, so the divergence associated with the monotone metric itself is not simply marginal

TABLE II: Estimates based on (four times) the Grosse-Krattenthaler-Slater, Wigner-Yanase and Kubo-Mori monotone metrics, using a scrambled Halton sequence consisting of 415 million points.

metric	V_{metric}^{s+n}	V_{metric}^s	$P_{metric}^s = V^s/V^{s+n}$
GKS	5.4237	0.330827	.0609965
WY	14.5129	0.730567	.0503391
KM	120.504	4.1791	.0346801

TABLE III: Estimates based on the first ninety-six million points of a scrambled Faure-Tezuka sequence of (four times) a number of metrics obtained by interpolating between the maximal ($a = 0$) and minimal ($a = 1$) monotone metrics

a	1	10^{-1}	10^{-2}	10^{-3}	10^{-4}	10^{-5}	0
V_a^{s+n}	1.88258	7951.27	$9.3254 \cdot 10^6$	$6.0345 \cdot 10^9$	$3.049 \cdot 10^{12}$	$1.2825 \cdot 10^{15}$	$8.0858 \cdot 10^{39}$
V_a^s	0.13786	148.569	63659.	$2.0972 \cdot 10^7$	$6.502 \cdot 10^9$	$2.2084 \cdot 10^{12}$	$5.229 \cdot 10^{36}$
P_a^s	0.073229	0.01868	0.006827	0.003475	0.0021325	0.0017219	0.00064669

or “borderline” in character.

To gain further evidence in these regards, one can engage in numerical estimation for the one-parameter family of *interpolating* metrics given by the operator monotone functions

$$f_a(t) = (1 - a)f_{max}(t) + af_{Bures}(t), \quad (18)$$

for which the Morozova-Chentsov functions are of the form

$$c_a(\rho_\mu, \rho_\nu) = \frac{2(\rho_\mu + \rho_\nu)}{a(\rho_\mu - \rho_\nu)^2 + 4\rho_\mu\rho_\nu}. \quad (19)$$

Then, one could plot the results as a function of the parameter a and study the limit $a \rightarrow 0$. (Of course, for $a = \frac{1}{2}$, one would recover the “average” monotone metric, studied in sec. III.)

A preliminary investigation along these lines is reported in Table III. Based on the first *ninety-six* million points of a scrambled Faure-Tezuka sequence, we obtain estimates of V_a^{s+n} , V_a^s and $P_a^s = \frac{V_a^s}{V_a^{s+n}}$ for (four times) the metrics interpolating between the maximal ($a = 0$) and minimal ($a = 1$) monotone metrics for several values of a , increasingly close to $a = 0$. So, P_{max}^s would seem quite close to being 0. (However, some clearly numerically anomalous

behavior occurred in passing from ninety-six million points to ninety-seven million points. The estimates of V_{max}^{s+n} , V_{max}^s and P_{max}^s jumped to $8.27999 \cdot 10^{40}$, $7.48026 \cdot 10^{40}$ and 0.903414, respectively.)

It would be interesting to *formally* test the hypothesis that $P_{max}^s = 0$. If it can, in fact, be established that P_{max}^s is zero, this might serve as something in the nature of a “counterexample” to the proposition (a matter of considerable interest in the theoretical analysis of quantum computation) that for bipartite quantum systems of finite dimension, there *is* a separable neighborhood of the fully mixed state of finite volume [53, 54, 55, 56]. (These conclusions were obtained with the use of either the trace or Hilbert-Schmidt metric — the first of which is monotone, but not Riemannian, while the second is Riemannian, but not monotone [14].)

We have conducted a test along these lines. Using a simple *Monte-Carlo* (rather than quasi-Monte Carlo) scheme, we generated ten sets of ten million points *randomly* distributed over the 15-dimensional hypercube. For each of the ten sets, we obtained estimates of V_{max}^{s+n} , V_{max}^s and hence P_{max}^s . Based on the one hundred million points the (mean) estimate of P_{max}^s was $\mu = 1.77038 \cdot 10^{-7}$ and the standard deviation across the ten samples, $\eta = 3.692 \cdot 10^{-7}$. So, the value 0 lies *less* than one-half (that is, 0.479510) standard deviations from μ . For a student *t*-distribution with $9 = 10 - 1$ degrees of freedom, forty percent of the probability lies outside 0.261 standard deviations from the mean and twenty-five percent outside 0.703 standard deviations. So there is little evidence here for rejecting a hypothesis that P_{max}^s equals 0. For an independent analysis based on ten sets of *four* million points, the estimates were roughly comparable, *i. e.*, $\mu = 2.4196 \cdot 10^{-7}$, $\eta = 5.09683 \cdot 10^{-7}$. Also, for ten sets of *five* million points, but setting a not to 0 but to .05, there were obtained $\mu = .00438593$ and $\eta = .000229437$, with $\frac{\mu}{\eta} = 19.1611$. So, here one *can* decisively reject a hypothesis that the probability of separability for $a = .05$ is 0.

VI. 14-DIMENSIONAL BOUNDARY OF THE 4×4 SEPARABLE STATES

In the analyses above, we have been concerned with the volume of the 15-dimensional convex set of 4×4 density matrices, as measured in terms of a number of monotone metrics. We have modified the computer programs involved, so that they would provide estimates of the volume of the boundary of this set. (Our numerical integrations were conducted over

a *fourteen*-dimensional hypercube, now allowing one of the original fifteen variables to be determined not by the quasi-Monte Carlo procedure, but by the requirement that the determinant of the partial transpose equal zero. This considerably increases the computational effort *per* point generated.) Our very preliminary estimates, in this regard, are: 0.923562 (SD), 9.82192 (*average*) and 31.0979 (\tilde{KM}), all three based on the first 1,900,000 points of a scrambled Faure sequence; 2.33713 ($G\tilde{KS}$), 5.3426 (\tilde{WY}) and 31.6047 (\tilde{KM}), all three based on the first 1,100,000 points of a scrambled Halton sequence; and 0.92491 ($a=1$), 1314.87 ($a = 10^{-1}$), 651372 ($a = 10^{-2}$), $2.46753 \cdot 10^8$ ($a = 10^{-3}$), $7.65365 \cdot 10^{10}$ ($a = 10^{-4}$), $2.0542 \cdot 10^{13}$ ($a = 10^{-5}$), $1.34751 \cdot 10^{27}$ ($a = 0$) (all seven based on the first 1,100,000 points of a scrambled Faure sequence).

Let us note that in terms of the Bures metric — identically one-fourth of the statistical distinguishability (SD) metric — the pure state [rank 1] boundary of the 4×4 density matrices, *both* separable and nonseparable, has volume $\frac{\pi^3}{6} \approx 5.16771$, which is equal to the volume of a 6-dimensional ball of radius 1 and to the volume of a 3-dimensional complex projective space [14, sec. IV.C]. The 14-dimensional [57] submanifold of 4×4 density matrices of rank 3 has Bures volume $\frac{\pi^7}{4324320} \approx 6.98444 \cdot 10^{-4}$. Multiplying by 2^{14} , we obtain the SD counterpart to this of $\frac{512\pi^7}{135135} \approx 11.4433$.

Certainly, more computational effort is called for in these regards, particularly if we aspire to conjectures concerning the various (possibly exact) values of the surface areas and/or accompanying applications of isoperimetric inequalities [58, App. C].

VII. CONCLUDING REMARKS

Needless to say, to the extent any of the conjectures above are, in fact, valid ones, their remains the apparently formidable task of finding formal/rigorous proofs. (A direct/naive “brute force” strategy of *symbolically* integrating the volume elements of the various monotone metrics over the 15-dimensional convex sets of separable and all two-qubit states — while successful for lower-dimensional scenarios [8] — appears to be quite impractical computationally-speaking.) Perhaps, in this regard, the work of Sommers and Życzkowski [14] — which they view “as a contribution to the theory of random matrices” — in constructing a general formula for V_{Bures}^{s+n} for N -level systems, is extendible to (monotone) metrics *other* than the Bures. The volume V_{SD}^{s+n} is known, and we have indicated our conjectures

that $V_{\tilde{K}M}^{s+n} = 64V_{SD}^{s+n}$ and $V_{max}^{s+n} = \infty$, but we have no similar conjectures, at the present, for V^{s+n} for the other principal metrics studied above. The Wigner-Yanase metric does, however, seem promising in this regard, as it corresponds to a space of *constant curvature* [49]. But there appears to be no “hint” in the literature as to how one might *formally* derive simply the *separable* — as opposed to separable plus nonseparable — volumes for any of the monotone metrics.

In this study, we have conjectured that the volumes of separable two-qubit states is, as measured in terms of several monotone metrics of interest, simple multiples of the silver mean (σ_{ag}). It is interesting to point out, it seems, that in certain (“phyllotactic”) models of the arrangements of (rose) petals, the positions of the petals (in fractions of a full turn) are given by the fractional parts of simple multiples of the *golden* ratio [59, p. 113] [60, pp. 122-123] (cf. [61, p. 137]).

In this and other papers [4, 5, 6, 7, 8, 62], attention has been focused on the matter of determining the volumes of quantum states in terms of various monotone metrics. An even more considerable body of work concerned with differential geometric properties of the monotone metrics is devoted to issues of the *scalar curvature* of monotone metrics [49, 63, 64]. For instance, it has been found that the scalar curvature of the $N \times N$ density matrices D_N is, in terms of the Wigner-Yanase metric, $\frac{1}{4}(N^2 - 1)(N^2 - 2)$ [49], while for the Bures metric, it is 24 for $N = 2$ and for general N , no less than $\frac{1}{2}(5N^2 - 4)(N^2 - 1)$, which value is assumed for the fully mixed state $\frac{1}{N}\mathbf{I}$ [64]. (For the *infinite*-dimensional case of thermal squeezed states, Twamley [65, eq. (30)] has found the scalar curvature to be given by $-\frac{8(\cosh^2 \beta/4 + 12 \sinh^4 \beta/4)}{\cosh^2 \beta/2}$, where the “non-unitary” parameter β corresponds to the inverse temperature.) It would certainly be of interest to find linkages between these two interesting areas of investigation. We note that the *scalar curvature* determines the asymptotic behavior of the *volume* of a Riemannian manifold [49] [66, p. 55, Coro. 5.5 and ex. 3]. Andai [67, eq. (1)] has recently presented a formula for the relation between the volume of a geodesic ball centered at D_0 and the scalar curvature at D_0 .

Our earlier conjecture (3) — in its unadjusted form — as to the exact value of V_{SD}^s had suggested a similar-type conjecture for qubit-*qutrit* pairs [12]. Now that we have found compelling numerical evidence to reject (3) (and replace it by (14)), we obviously must be dubious as to the presumed validity of its qubit-qutrit analogue, but presently lack any notion as to how to replace it. Additionally, our numerical experience so far indicates

that it would be extraordinarily difficult to “pinpoint” (accurately estimate) the value of the volume of separable qubit-qutrit pairs, since one would then be proceeding in a much higher-dimensional (35-d *v.* 15-d) space, plus the size of the separable domain one would be estimating would be much smaller relatively speaking (that is, relatively fewer sampled 6×6 density matrices would be separable *vis-á-vis* the 4×4 case).

Acknowledgments

I wish to express gratitude to the Kavli Institute for Theoretical Physics for computational support in this research, to Giray Ökten for making available his MATHEMATICA programs for computing scrambled Faure-Tezuka and Halton sequences, to A. Gherghetta for correspondence regarding the definition of the silver mean, as well as to T. Isola and P. Psaros. An anonymous referee also made several valuable comments.

-
- [1] V. E. Mkrtchian and V. O. Chaltykian, Opt. Commun. **63**, 239 (1987).
 - [2] U. Fano, Rev. Mod. Phys. **55**, 855 (1983).
 - [3] S. L. Braunstein and C. M. Caves, Phys. Rev. Lett. **72**, 3439 (1994).
 - [4] P. B. Slater, Quant. Info. Proc. **1**, 397 (2002).
 - [5] K. Życzkowski, P. Horodecki, A. Sanpera, and M. Lewenstein, Phys. Rev. A **58**, 883 (1998).
 - [6] K. Życzkowski, Phys. Rev. A **60**, 3496 (1999).
 - [7] P. B. Slater, J. Phys. A **32**, 5261 (1999).
 - [8] P. B. Slater, Euro. Phys. J. B **17**, 471 (2000).
 - [9] R. F. Werner, Phys. Rev. A **40**, 4277 (1989).
 - [10] A. Peres, Phys. Rev. Lett. **77**, 1413 (1996).
 - [11] M. Horodecki, P. Horodecki, and R. Horodecki, Phys. Lett. A **223**, 1 (1996).
 - [12] P. B. Slater, quant-ph/0211150.
 - [13] J. F. Verstraete and B. D. Moor, Phys. Rev. A **64**, 010101 (2001).
 - [14] H.-J. Sommers and K. Życzkowski, J. Phys. A **36**, 10883 (2003).
 - [15] K. Życzkowski and H.-J. Sommers, J. Phys. A **36**, 10115 (2003).
 - [16] T. Tilma, M. Byrd, and E. C. G. Sudarshan, J. Phys. A **35**, 10445 (2002).

- [17] J. N. Lyness, Math. Comput. **19**, 394 (1965).
- [18] D. Petz and C. Sudár, J. Math. Phys. **37**, 2662 (1996).
- [19] D. Petz, Lin. Alg. Applics. **244**, 81 (1996).
- [20] A. Lesniewski and M. B. Ruskai, J. Math. Phys. **40**, 5702 (1999).
- [21] R. E. Kass, *Geometrical Foundations of Asymptotic Inference* (John Wiley, New York, 1997).
- [22] M. Hübner, Phys. Lett. A **63**, 239 (1992).
- [23] M. Hübner, Phys. Lett. A **179**, 226 (1991).
- [24] J. Dittmann, J. Phys. A **32**, 2663 (1999).
- [25] J. Dittmann, J. Geom. Phys. **31**, 16 (1999).
- [26] H. P. Yuen and M. Lax, IEEE Trans. Inform. Th. **19**, 740 (1973).
- [27] H. Hasegawa, Rep. Math. Phys. **39**, 49 (1997).
- [28] D. Petz, J. Math. Phys. **35**, 780 (1994).
- [29] P. W. Michor, D. Petz, and A. Andai, Infin. Dimens. Anal. Quantum Probab. Relat. Top. **3**, 199 (2002).
- [30] M. R. Grasselli and R. F. Streater, Infin. Dimens. Anal. Quantum Probab. Relat. Top. **4**, 173 (2001).
- [31] H. Faure and S. Tezuka, in *Monte Carlo and Quasi-Monte Carlo Methods 2000 (Hong Kong)*, edited by K. T. Tang, F. J. Hickernell, and H. Niederreiter (Springer, Berlin, 2002), p. 242.
- [32] J. Matoúšek, *Geometric Discrepancy: An Illustrated Guide* (Springer, Berlin, 1999).
- [33] H. S. Hong and F. J. Hickernell, ACM Trans. Math. Software **29**, 95 (2003).
- [34] M. J. W. Hall, Phys. Lett. A **242**, 123 (1998).
- [35] P. B. Slater, J. Phys. A **32**, 8231 (1999).
- [36] G. A. Christos and T. Gherghetta, Phys. Rev. A **44**, 898 (1991).
- [37] S. Abe and A. K. Rajagopal, Phys. Rev. A **60**, 3461 (1999).
- [38] R. D. Gill, G. Weihs, A. Zeilinger, and M. Żukowski, Proc. Natl. Acad. Sci. **99**, 14632 (2002).
- [39] V. W. de Spinadel, Int. Math. J. **2**, 279 (2002).
- [40] G. Gumbs, J. Phys. A **22**, 951 (1989).
- [41] J. Kappraff, *Beyond Measure* (World Scientific, River Edge, NJ, 2002).
- [42] M. S. El Naschie, Chaos, Sol. Fract. **10**, 1303 (1999).
- [43] W.-F. Chuan and F. Yu, Fibonacci Quart. **38**, 425 (2000).
- [44] C. Bavard and P. Pansu, Ann. Sci. École Norm. Sup. **19**, 479 (1986).

- [45] B. H. Bowditch, J. Austral. Math. Soc. Ser. A **55**, 23 (1993).
- [46] R. P. Bambah, V. C. Dumir, and R. J. Hans-Gill, Studia Sci. Math. Hungar. **21**, 135 (1986).
- [47] C. Krattenthaler and P. B. Slater, IEEE. Trans. Inform. Th. **46**, 801 (2000).
- [48] P. B. Slater, J. Phys. A **34**, 7029 (2001).
- [49] P. Gibilisco and T. Isola, J. Math. Phys. **44**, 3752 (2003).
- [50] E. Wigner and M. Yanase, Proc. Natl. Acad. Sci. **49**, 910 (1963).
- [51] S. Luo, Phys. Rev. Lett. **91**, 180403 (2003).
- [52] P. B. Slater, Phys. Lett. A **247**, 1 (1998).
- [53] S. L. Braunstein, C. M. Caves, R. Jozsa, N. Linden, S. Popescu, and R. Schack, Phys. Rev. Lett. **83**, 1054 (1999).
- [54] R. Clifton and H. Halvorson, Phys. Rev. A **61**, 0121018 (2000).
- [55] L. Gurvits and H. Barnum, Phys. Rev. A **68**, 042310 (2003).
- [56] S. Szarek, quant-ph/0310061.
- [57] F. J. Bloore, J. Phys. A. **9**, 2059 (1976).
- [58] M. Gromov, *Metric Structures for Riemannian and Non-Riemannian Spaces* (Birkhäuser, Boston, 1999).
- [59] M. Livio, *The Golden Ratio* (Broadway, New York, 2002).
- [60] J. H. Conway and R. K. Guy, *The Book of Numbers* (Springer-Verlag, New York, 1996).
- [61] M. H. Freedman, Comm. Math. Phys. **234**, 129 (2003).
- [62] K. Życzkowski and H.-J. Sommers, J. Phys. A **36**, 10115 (2003).
- [63] A. Andai, J. Math. Phys. **44**, 3676 (2003).
- [64] J. Dittmann, J. Geom. Phys. **31**, 16 (1999).
- [65] J. Twamley, J. Phys. A **29**, 3723 (1996).
- [66] T. Sakai, *Riemannian Geometry* (Amer. Math. Soc., Providence, 1996).
- [67] A. Andai, math-ph/0310064.