

Iterative Optimization of Quantum Error Correcting Codes

M. Reimpell, R. F. Werner

Inst. Math. Phys., TU-Braunschweig, Mendelssohnstraße 3, D-38106 Braunschweig, Germany

We introduce an iterative algorithm for finding the optimal coding and decoding operations for an arbitrary channel. This algorithm does not require any error syndrome to be corrected completely, and hence might also find codes outside the usual Knill-Laamann definition of error correcting codes. The iteration is shown to improve the "figure of merit" "channel fidelity" in every step. Our numerical studies so far suggest that Knill-Laamann type codes and their basic properties, such as isometric encoding and homomorphic decoding, are often optimal even for channels with large errors, for which this theory was not originally designed.

I. INTRODUCTION

From the beginning of the development of quantum information theory, it was recognized that without suitable error correcting procedures the fantastic promises of this new discipline, such as the exponential speedup in Shor's algorithm, or the possibility of long range quantum communication and secure key exchange would never be realizable. Therefore, the development of the first error correcting codes [1, 2] and the subsequent more systematic theory by Knill and Laamann [3] were crucial achievements. It became clear that although naive classical ideas, like redundant transmission and majority rule decisions on the outputs, are ruled out by the no-cloning theorem, techniques from classical coding theory (e.g., additive codes) could be used to construct good quantum codes as well. The quantum codes constructed in this way share with their classical counterparts the combinatorial/algebraic flavor. They are designed to correct a certain finite dimensional subspace of error syndromes, such as errors occurring on only a small number of the parallel channels employed. If the space of corrected errors is suitably chosen, such codes can also be used to correct generic small errors, i.e., one can show that any channel close to the ideal channel can be corrected with small overhead [4].

However, for errors of fixed finite size it is not at all clear that the special form of Knill-Laamann codes allows them to be efficient error correction. Alternative codes might not correct any syndrome completely, but in exchange might improve correction of the syndromes ignored by the Knill-Laamann codes, resulting in an improved overall performance. Consider, for example, the famous five bit code [7], applied to the five-fold tensor product of a depolarizing qubit channel with a certain depolarization probability p . Figure 1 shows the fidelity achieved by this code as a function of p , together with the same parameter without any correction. For $p > 1/6 \approx 16.7\%$ the performance of the five bit code is actually worse than doing no correction operation at all. Especially in the vicinity of the crossover point it is very suggestive that there might be codes performing better than either the five bit code or no code.

In this paper we develop a method which allows us to search numerically for an optimal code, without any prior

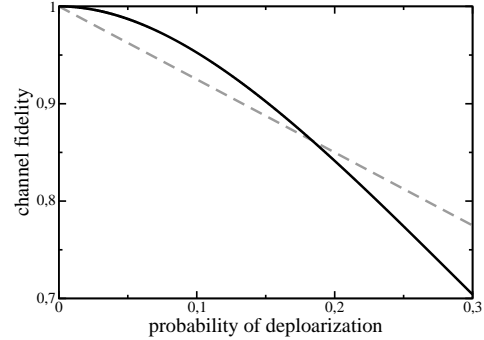


FIG. 1: Fidelity of the five bit code applied to 5-fold tensor product of the depolarizing qubit channel (solid line) compared to the fidelity of the depolarizing channel (dashed line).

assumptions of the Knill-Laamann type. Its core is an iteration for either the coding or the decoding operation, in which an improvement of channel fidelity is guaranteed in each step. Surprisingly, however, the codes built by discrete constructions turn out to be optimal in all situations we investigated. In particular, for the correction of the depolarizing qubit channels using up to five bits the maximum of the two curves in Figure 1 appears to be the optimum.

II. OVERVIEW OF THE METHOD

Quantum information theory describes computation in terms of preparation, processing and measurements. We consider only finite dimensional quantum systems, i.e., systems whose observable algebra is of the form $B(H)$, the linear operators on a finite dimensional Hilbert space H . The quantum states, which physically describe the preparation process are given by density operators in $B(H)$. Measurements are given by self-adjoint operators on H , or, more generally by positive operator-valued measures. Processing operations, e.g. the free time evolution, a computation or a noisy transmission, are described by channels. These can either be considered as a modification of all subsequent measurements (Heisenberg picture), or as a modification of the preparation (Schrodinger picture). In this article we

choose the latter option, i.e., channels are mathematically given by completely positive trace preserving operators $S : B(H_1) \rightarrow B(H_2)$, where H_1 is the Hilbert space of the input system s , and H_2 describes the output system S , and $S(\cdot)$ is the state obtained by sending the input state

through the channel. The encoding and decoding operations of an error correction scheme are also channels in this sense, with appropriate choices of input and output Hilbert spaces. Every channel S has a Kraus representation $S = \sum_i s_i s_i^\dagger$, with $s_i : H_1 \rightarrow H_2$, and $\sum_i s_i s_i^\dagger = \mathbb{1}$. When $H_1 = H_2$, the ‘noisiness’ of S is, loosely speaking, its distance from the ideal channel. There are many different ways of expressing this quantitatively. In this paper we use a special case of Schumacher’s Entanglement Fidelity [5], the channel fidelity. It is defined as

$$F_C(S) = \frac{\text{tr}(\sum_i s_i s_i^\dagger)}{(\dim H_1)^2} = \frac{\text{tr}(S(\mathbb{1}))}{(\dim H_1)^2} \quad (1)$$

where $\mathbb{1} = \frac{1}{(\dim H_1)^2} \sum_{k,l} |k\rangle\langle l| \otimes |k\rangle\langle l|$ is the standard maximally entangled unit vector in $H_1 \otimes H_1$. This quantity is 1 if and only if the channel is ideal, and is closely related to the mean fidelity for pure input states [6].

The problem of finding an optimal code for a given channel $T : B(H_1) \rightarrow B(H_2)$ is now the construction of an encoding channel $E : B(H_0) \rightarrow B(H_1)$ and a decoding channel $D : B(H_2) \rightarrow B(H_0)$ such that $F_C(DTE)$ becomes maximal. This is always a fairly high dimensional search problem. For example, if H_0 is a single qubit, and T is the five-fold tensor power of a given noisy channel ($\dim H_1 = 32$), i.e., the case considered in figure 1, the description of D and E together requires some 7000 parameters. General purpose optimization routines will usually choke on this, and there can only be a chance if special properties of this variational problem can be brought to bear.

What we use in the present paper is that the functionals $E \mapsto F_C(DTE)$ and $D \mapsto F_C(DTE)$ are both linear, and take positive values on completely positive operators. The iteration procedure described in the next section finds a local maximum of any functional with these properties. The overall maximization then proceeds see-saw fashion, by applying the iteration first with a fixed random E , optimizing the fidelity over D , then fixing D and optimizing E , and so on. Since every step of the iteration is proved to increase fidelity, this procedure is guaranteed to find at least a local optimum.

III. THE BASIC ITERATION

The iteration we consider is a close relative (and in fact a generalization) of the power method for finding the eigenvector for the largest eigenvalue of a positive semidefinite matrix A . This method starts with a random unit vector ϕ_0 , and each step consists of applying A , and

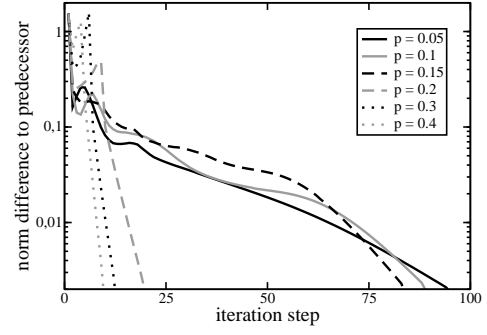


FIG. 2: Norm difference between successive encoders in the iteration for the 5-fold tensor product of the depolarizing channel with depolarization probability p .

normalizing, i.e., $\phi_{n+1} = A \phi_n / \|A \phi_n\|$. It is easy to see that the convergence of this algorithm is exponential with a rate determined by the gap to the next largest eigenvalue. Moreover, the inequality

$$\frac{\langle \phi_n | A^3 | \phi_n \rangle}{\langle \phi_n | A^2 | \phi_n \rangle} \geq \frac{\langle \phi_{n+1} | A | \phi_{n+1} \rangle}{\langle \phi_{n+1} | \phi_{n+1} \rangle} \quad (2)$$

which is valid for any positive semidefinite Hilbert space operator A , shows that convergence is monotone, in the sense that $\langle \phi_n | A | \phi_n \rangle$ is a non-decreasing sequence.

Suppose now that we want to find a channel S maximizing a linear objective functional f , which is defined on arbitrary operators $S : B(H_1) \rightarrow B(H_2)$, and positive on all completely positive maps. Note that $f(S)$ is bilinear in the Kraus operators s_i defining S , so in a sense we will presently make precise, the target functional is like the matrix element $\langle \phi | A | \phi \rangle$ of a positive operator associated with f . The iteration will therefore proceed by applying this linear operator to each Kraus operator of S . Like the vector $A \phi$ in the basic power method, this step will result in a family of ‘Kraus’ operators which define an unnormalized completely positive map S^0 . The second part of each iteration step is therefore to normalize these operators, so that we get again a channel.

Let us now make these ideas precise. By $L^2(H_1; H_2)$ we denote the space of Hilbert Schmidt operators from H_1 to H_2 with scalar product $\langle x | y \rangle = \text{tr}(x^\dagger y)$. Then if $\{j_i\}_{i=1}^{\dim H_1}$ denotes the vectors of a basis of H_1 , we associate with any map $S : B(H_1) \rightarrow B(H_2)$ an operator $\mathcal{S} \in L^2(H_1; H_2)$ by

$$\mathcal{S}(x) = \sum_i S(j_i \langle j_i | x \rangle) \quad (3)$$

In fact, this is just a reshuffling of matrix elements since $\langle j_i | \mathcal{S}(x) | j_j \rangle = \langle j_i | S(j_k \langle j_k | x \rangle) | j_j \rangle$. The key feature of the correspondence $S \leftrightarrow \mathcal{S}$, also known as the Jamiołkowski duality, is that S is completely positive if and only if \mathcal{S} is a positive semidefinite operator on the Hilbert space $L^2(H_1; H_2)$. Indeed, the Kraus decomposition of S trans-

lates directly into

$$\mathbb{S} = \sum_i s_i s_i ; \quad (4)$$

and the operators with such a representation are precisely the positive semidefinite operators on $L^2(H_1; H_2)$.

The objective functional $f(S)$ can now be written in terms of \mathbb{S} , and thus becomes a positive linear functional on the positive operators on $L^2(H_1; H_2)$. But such functionals are themselves given by positive operators: there is a positive semidefinite \mathbb{F} such that

$$f(S) = \text{tr}(\mathbb{F}\mathbb{S}) = \sum_i s_i \mathbb{F} s_i ; \quad (5)$$

where at the second equality we have inserted Eq. (4).

By analogy to the power method iteration we define a completely positive map S^0 by applying \mathbb{F} to each s_i , i.e., $s_i^0 = \mathbb{F}(s_i)$, or

$$S^0 = \sum_i \mathbb{F} s_i s_i \mathbb{F} = \mathbb{F} \mathbb{S} \mathbb{F} ; \quad (6)$$

Clearly, S^0 is usually not trace preserving. Instead, we have $\text{tr}(S^0(\cdot)) = \text{tr}(M(\cdot))$, where

$$M = \sum_i (s_i^0) s_i^0 ; \quad (7)$$

In order to normalize the channel we therefore multiply each s_i^0 with the suitable power of M : if M is nonsingular, we set $t_i = s_i^0 M^{-1/2}$, so $\sum_i t_i t_i = \mathbb{1}$. These will be the Kraus operators of the next iterate S_+ , i.e., the overall iteration step is

$$S \mapsto S_+ ; \quad S_+(\cdot) = M^{-1/2} S^0(\cdot) M^{-1/2} ; \quad (8)$$

with S^0 determined by Eq. (6). In the applications below M is always invertible. But when M is singular, we can still take $M^{-1/2}$ as the pseudo-inverse, and the channel S_+ becomes normalized to a projection, i.e., it is trace preserving only for input density matrices on the support subspace of M and annihilates density operators supported on the complement.

A fundamental property of this iteration is monotonicity, i.e., we have $f(S_+) \geq f(S)$ in each iteration step. The proof is based on inequality (2). One takes as the Hilbert space the direct sum of copies of $L^2(H_1; H_2)$, one summand for each Kraus operator of S , the operator A is $(A)_i = \mathbb{F}(s_i M^{-1/4}) M^{-1/4}$, and the vector ψ has components $\psi_i = s_i M^{-1/4}$, where we have again assumed M to be invertible for simplicity.

Further properties of the iteration can be understood from the analogy with the power method, which is, after all the special case for $\dim H_2 = 1$ and the iteration started with a single Kraus operator. For example, any normalized eigenvector of A is a fixed point of the iteration, but if we perturb it with a small random vector the

iteration once again almost surely finds the true maximum. In our numerical implementation we routinely apply this as a test to the final result. Related to this is the high numerical stability of the method: errors do not accumulate over iteration steps. The final phase is typically an exponential approach to the fixed point, as shown in figure 2.

It is desirable to have rigorous proofs of these assertions. In particular, it would be helpful to decide whether stable maxima found by the iteration are always global, as suggested by the power method iteration.

IV. APPLICATION TO QUANTUM ERROR CORRECTION

As mentioned above, we will optimize the overall fidelity of the corrected channel $F_C(DTE)$ by alternately fixing the decoding D and optimizing E by the iteration method, and fixing E and optimizing D . Since both kinds of steps increase fidelity, this procedure converges to a local optimum, unfortunately without an efficient reliable criterion excluding the possibility of even better solutions far away. All results reported below were computed by starting from various random initial configurations, so we are reasonably sure that we do find the global optimum. The iteration was stopped when the gain of fidelity was below some threshold.

In our exploratory study we addressed the following issues: Firstly, we compared the performance of the codes found by our iteration with the known codes based on standard error correction theory. Especially in the vicinity of the crossover point shown in the introduction, and a similar one for bit flip correction, we expected new improved codes, but it turned out that we exactly find the known solutions.

The vicinity of the crossover points is also of interest because one can analyze the stability of two nearly equally good codes. These would be candidates of coding problems with two separate local maxima of the fidelity. However, no examples of two separate local maxima were found.

Finally, we considered special properties of the Knill-Laamers coding scheme: In that scheme the coding is always isometric, i.e., E requires only one Kraus operator, and the decoding D is homomorphic in the Heisenberg picture, which is to say that it can be obtained as a unitary rotation and subsequent tracing out of some subsystem. These conditions provide considerable simplifications over the general class of coding and decoding channels we allow here. Therefore it is of interest to find conditions under which these simplifying assumptions are true for the optimized code. In the two examples below, the iteration result was always an isometric encoder and a homomorphic decoder. More generally, we studied random channels, i.e. channels with randomly chosen Kraus operators, and found that every time both conditions could be imposed without loss of fidelity.

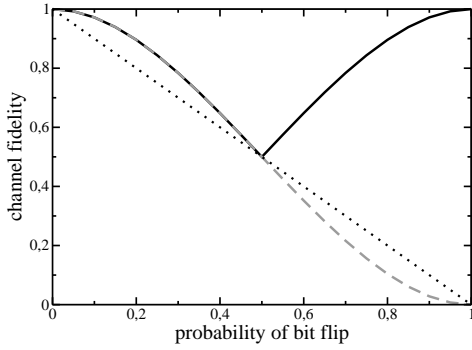


FIG. 3: Comparison of the channel fidelity of no error correction (dotted line), majority vote code Eq. (10) (dashed line) and the iteration (solid line) applied to the 3-fold tensor product of the bit flip channel.

The bit flip channel with flipping probability p is defined as

$$T_p(\rho) = p X \rho X + (1-p)\rho; \quad (9)$$

It has an obvious classical analogue. This analogy also suggests a quantum error correcting code $(E_3; D_3)$ for $T_p^{\otimes 3}$, whose classical analogue consists of taking the majority value of the three bit values after triple application of the channel to copies of the input bit. The coding isometry determining E_3 maps $|000\rangle$ and $|111\rangle$. The channel fidelity after correction turns out to be

$$F_C(D_3 T_p^{\otimes 3} E_3) = (1-p)^3 + 3(1-p)^2 p; \quad (10)$$

which is plotted in Figure 3. Of course, for $p > 1/2$ it becomes more advantageous to invert all outcomes in the decoding process.

The fidelity of the best code $(E; D)$ found by our algorithm is also plotted in Figure 3, but coincides with the majority rule code within numerical accuracy. Moreover one can find a unitary transformation on $(\mathbb{C}^2)^{\otimes 3}$ mapping $(E; D)$ to the majority rule code. Near the crossover point only the upper branch produces a stable solution: if one perturbs the exact expression for the lower branch by mixing it with a small fraction of a random channel, the iteration again finds the upper branch.

The bit flip example is perhaps too classical to show significant quantum structures. A more quantum example is given by the depolarizing qubit channel with depolarization probability p , i.e.,

$$T_p(\rho) = \frac{1}{2} p \text{tr}(\rho) \mathbb{1} + (1-p)\rho; \quad (11)$$

This channel totally depolarizes the input system with probability p and leaves the input system untouched with

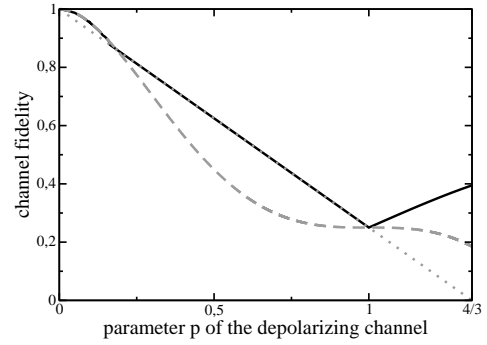


FIG. 4: Comparison of the channel fidelity of no error correction (dotted line), 5-bit code (dashed line) and the iteration (solid line) applied to the 5-fold tensor product of depolarizing channel with parameter p . Note that T is a channel even for some "probabilities" $p > 1$.

probability $(1-p)$. Note that values $p > 1$ are also admissible, as the above equation defines a completely positive map for all $0 \leq p \leq 4/3$.

We will look at the 5-fold tensor power of this channel, and consider the standard 5-bit stabilizer code [7], which we denote by $(E_5; D_5)$. The channel fidelity of the corrected channel is

$$F_C(D_5 T_p^{\otimes 5} E_5) = 1 - \frac{45}{8} p^2 + \frac{75}{8} p^3 - \frac{45}{8} p^4 + \frac{9}{8} p^5; \quad (12)$$

There is no linear term in p since the 5-bit code corrects all Kraus operators with at most one tensor factor different from the identity. The 5-bit code is better than doing nothing up to $p = 1/2 \approx 0.18$. Doing nothing means that the encoder maps the input system to one of the tensor factors and the decoder simply traces out the remaining four qubits.

Again these coding ideas already seem to be optimal (see Figure 4): even near the crossover point we do not find any better codes. This is very surprising in view of the fact that the 5-bit code is not at all designed to give good results for large errors, but only to eliminate the linear term in (12). As in the bit flip case, the equality is up to numerical accuracy, and the lower branches correspond to unstable fixed points of the iteration.

V. SUMMARY

Our optimization scheme makes no prior assumptions about the structure of coding and decoding operations. Nevertheless, the optimal solutions found tend to be of a special kind, and often turn out to be just the known discrete error correcting codes. The numerical explorations so far are not broad enough to warrant far reaching conjectures. They have, however, turned up several interesting questions for further study, which will be of fundamental importance to the theory of quantum error correction.

-
- [1] P. W. Shor, Phys. Rev. A 52, R2493, (1995)
[2] A. M. Steane, Phys. Rev. Lett. 77, 793, (1996)
[3] E. Knill and R. Laamme, Phys. Rev. A 55, 900, (1997)
[4] H. Bamum, E. Knill, M. A. Nielsen,
IEEE Trans. Inf. Theor. 46, 1317, (2000)
[5] B. Schumacher, Phys. Rev. A 54, 2614, (1996)
[6] M. Horodecki, P. Horodecki and R. Horodecki,
Phys. Rev. A 60, 1888, (1999)
[7] R. Laamme, C. Miquel, J. P. Paz and W. H. Zurek,
Phys. Rev. Lett. 77, 198, (1996)