

A quantum gate array can be programmed to evaluate the expectation value of any operator

Juan Pablo Paz^{1,2} and Augusto Roncaglia¹

(1) *Departamento de Física “J.J. Giambiagi”, FCEN, UBA,
Pabellón 1, Ciudad Universitaria, 1428 Buenos Aires, Argentina and*
(2) *Theoretical Division, LANL, MSB213, Los Alamos, NM 87545, USA*
(Dated: January 26, 2014)

A programmable gate array is a circuit whose action is controlled by input data. In this letter we describe a special-purpose quantum circuit that can be programmed to evaluate the expectation value of any operator O acting on a space of states of N dimensions. The circuit has a program register whose state $|\Psi(O)\rangle_P$ encodes the operator O whose expectation value is to be evaluated. The method requires knowledge of the expansion of O in a basis of the space of operators. We discuss some applications of this circuit and its relation to known instances of quantum state tomography.

An important feature of classical computers is that they can be programmed. That is to say, a fixed universal device can perform different tasks depending on the state of some input registers. These registers define the program the device is executing. Quantum computers [1] have a rather different property: Thus, Nielsen and Chuang established in [2] that a general purpose programmable quantum computer does not exist. Such a device would have to have the following features: It should consist of a fixed gate array with a data register and a program register. The array should work in such a way that the state of the program register encodes the unitary operator \mathcal{U} that is applied to the state of the data register. As shown in [2], such devices cannot be universal since different unitary operators require orthogonal states of the program register. However, some interesting examples of programmable devices could still be constructed. For example, non-deterministic programmable gate arrays were first considered in [2] and analyzed later in a variety of examples [3]. More recently, quantum “multimeters” were introduced and discussed in [4]. Such devices are fixed gate arrays acting on a data register and a program register, together with a final fixed projective measurement on the composite system. They are programmable quantum measurement devices [4] that act either non-deterministically or in an approximate way (see [5]).

In this letter we will describe a different kind of programmable quantum gate array that is useful to solve the following problem: Suppose that we are given an operator O acting on an N dimensional Hilbert space and a quantum state ρ . By this we mean that someone supplies us with many copies of a quantum system prepared in the same state ρ and defines for us the operator O by specifying its expansion in a basis of the space of operators. Our task is to compute the expectation value of O in the state ρ . We will show that it is possible to construct a programmable circuit that evaluates such expectation value by measuring the polarization of a single qubit. The inputs of such circuit are a data register, a program register and an auxiliary qubit. The circuit evaluates the

expectation value of an operator O (specified by the program register) in the quantum state ρ of the data register. The expectation value $\text{Tr}(\rho O)$ is obtained by performing a measurement of the polarization of the auxiliary qubit. We will describe how to construct these circuits and exhibit an interesting example: a programmable array to efficiently solve a class of quantum decision problems concerning properties of quantum phase space distributions.

The quantum gate arrays discussed in this letter are designed using the “scattering circuit” shown in Figure 1 as a simple primitive. In such circuit a system, initially in the state ρ , is brought in contact with an ancillary qubit prepared in the state $|0\rangle$. This ancilla acts as a probe particle in a scattering experiment. The algorithm consist of the following steps: i) Apply a Hadamard transform H to the ancillary qubit. Since $H|0\rangle = (|0\rangle + |1\rangle)/\sqrt{2}$, $H|1\rangle = (|0\rangle - |1\rangle)/\sqrt{2}$, the new state of the qubit is $(|0\rangle + |1\rangle)/\sqrt{2}$. ii) Apply a “controlled- A ” operator, which does nothing if the state of the ancilla is $|0\rangle$ and applies the unitary operator A to the system if the ancilla is in state $|1\rangle$, iii) Apply another Hadamard gate to the ancilla and perform measurements of its spin polarizations along the z - and y -axes. Given sufficiently many independent instances of the experiment, the measurements yield the expectation values $\langle\sigma_z\rangle$ and $\langle\sigma_y\rangle$ of the Pauli spin operators σ_z and σ_y . This algorithm has the following remarkable property:

$$\langle\sigma_z\rangle = \text{Re}[\text{Tr}(A\rho)], \quad \langle\sigma_y\rangle = \text{Im}[\text{Tr}(A\rho)]. \quad (1)$$

Different versions of this circuit play an important role in many quantum algorithms [6, 7, 8, 9]. In particular, the scattering circuit was recently used as a basic tool to interpret tomography and spectroscopy as two dual forms of the same quantum computation [11].

For our purpose it is useful to review how to use this scattering circuit as a primitive to design a tomographer (i.e., a device that after a number of experiments determines the quantum state of the system). As a consequence of equations (1) we see that every time we run the algorithm for a known operator A , we extract information about the state ρ . Doing so for a complete

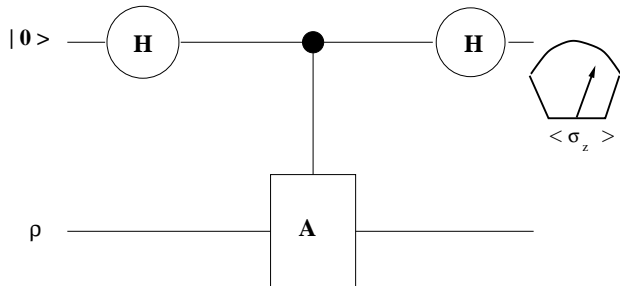


FIG. 1: The scattering circuit that can be used to evaluate real and imaginary parts of the expectation value $\text{Tr}(\rho A)$ for a unitary operator A . H denotes a Hadamard transform. The “controlled- A ” operation is such that $(\text{ctrl}-A)|q\rangle|\Psi\rangle = |q\rangle A^q|\Psi\rangle$.

basis of operators $\{A(\alpha)\}$ one gets complete information and determines the full density matrix. Different tomographic schemes are characterized by the basis of operators $A(\alpha)$ they use. Of course, completely determining the quantum state requires an exponential amount of resources. In fact, if the dimensionality of the Hilbert space of the system is N then the complete determination of the quantum state involves running the scattering circuit for a complete basis of N^2 operators $A(\alpha)$. However, evaluating any coefficient of the decomposition of ρ in a given basis can be done efficiently provided that the operators $A(\alpha)$ can be implemented by efficient networks. A convenient basis set is defined as (see, for example, [11, 14]):

$$A(\alpha) = A(q, p) = U^q R V^{-p} \exp(i\pi pq/N). \quad (2)$$

Here, both q and p are integers between 0 and $N - 1$, U is a cyclic shift operator in the computational basis ($U|n\rangle = |n + 1\rangle$), V is the cyclic shift operator in the basis related to the computational one via the discrete Fourier transform, and R is the reflection operator ($R|n\rangle = |N - n\rangle$). It is straightforward to show that the operators $A(q, p)$ are hermitian, unitary and form a complete orthonormal basis of the space of operators satisfying

$$\text{Tr}[A(\alpha)A(\alpha')] = N \delta_N(q' - q)\delta_N(p' - p), \quad (3)$$

where $\delta_N(x)$ is the periodic Kronecker delta function that is equal to one if $x = 0$ (modulo N) and vanishes otherwise (the above operators form a “quorum”, as defined in [10]). With this choice for $A(q, p)$ the scattering circuit directly evaluates the discrete Wigner function [11, 12, 13, 14].

We will now show how to design a programmable gate array to evaluate the expectation value of any operator O . We will assume that we know how to expand O in a basis such as the one used above: $O = \sum_{q,p} o(q, p)A(q, p)$. As the operators $A(q, p)$ are not only unitary but also hermitian, the real and imaginary parts of the complex

coefficients $o(q, p)$ define the expansion of the hermitian and anti-hermitian pieces of O in the basis $A(q, p)$. The expectation value of these two pieces can be evaluated separately using the procedure described below (the results can then be combined to get the expectation of O). So, in what follows we will assume that the operator at hand is hermitian and that the coefficients of its expansion in the basis $A(q, p)$ are real numbers. To introduce our method, it is convenient to notice first that the evaluation of the expectation value of the operators $A(q, p)$ can be done using a programmable circuit that is independent of q and p . Such circuit is illustrated in Figure 2. This is an application of the scattering circuit shown in Figure 1 with two program registers used to encode the value of q and p . When the quantum state of the program is $|\Psi\rangle_P = |q\rangle|p\rangle$ the circuit evaluates the expectation value of $A(q, p)$. This is accomplished by letting the program registers to act as controls of the operators U and V (which, as mentioned, generate cyclic shifts either in the computational or in the conjugated basis). Thus, the action of the circuit is such that when the auxiliary qubit is in state $|\sigma\rangle$ ($\sigma = 0, 1$) and the state of the program is $|q\rangle|p\rangle$, the operator $A^\sigma(q, p)$ is applied to the system register. The network in Figure 2 is efficient since it can be built using a number of elementary gates which scales polynomially with $\log(N)$ [14].

The circuit has an obvious property: Different states $|q\rangle|p\rangle$ are used to program the evaluation of the expectation value of orthogonal operators $A(q, p)$. It is clear that by restricting to such program states one has no real advantage with respect to the case in which q and p are stored as classical information. However, we can use more general program states: If the program register is in the state $|\Psi\rangle_P = \sum_{q,p} c(q, p)|q\rangle|p\rangle$ then the same circuit evaluates the expectation value of a linear combination of the operators $A(q, p)$ since the final polarization is:

$$\langle \sigma_z \rangle = \text{Tr} \left(\rho \sum_{q,p} |c(q, p)|^2 A(q, p) \right) \quad (4)$$

Equation (4) shows that this algorithm can be used to evaluate the expectation value of any operator that can be written as a convex sum of the basis set $A(q, p)$. This is not general enough since the expansion of a hermitian operator can include negative coefficients. For this purpose the method can be extended as follows: The most general hermitian operator can be expressed in the basis $A(q, p)$ as $O = \sum_{q,p} c^2(q, p) \exp(i\pi\phi(q, p))A(q, p)$, where $c(q, p)$ is a real number and $\phi(q, p)$ is either 0 or 1 ($\phi(q, p)$ simply stores the information about the sign of each coefficient). We will assume that $\sum_{q,p} c^2(q, p) = 1$ (if this is not the case we can always renormalize the coefficients). For operators with some negative coefficients we can use a third register consisting of a single qubit to store $\phi(q, p)$. The circuit evaluating the expectation value of O is shown in Figure 3. The first two program

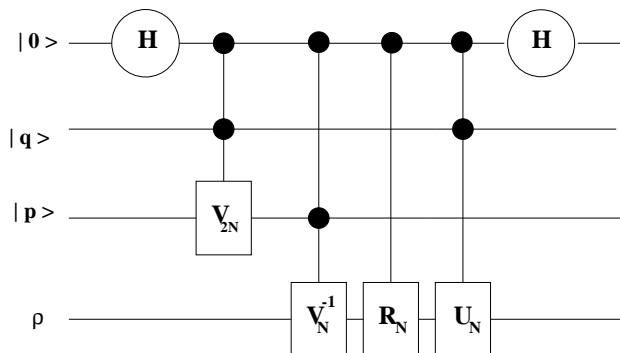


FIG. 2: Programmable gate array evaluating $\text{Tr}(\rho A(q, p))$ from the polarization of the first qubit. The program state is $|\Psi\rangle_P = |q\rangle|p\rangle$. All “controlled- O ” operators act as: $(\text{ctrl-}O)|n\rangle|\Psi\rangle = |n\rangle O^n |\Psi\rangle$. U_K (V_K) are cyclic shift operators in the computational (conjugated) basis of a K dimensional space. A subscript in an operator denotes the dimensionality of the space in which it acts

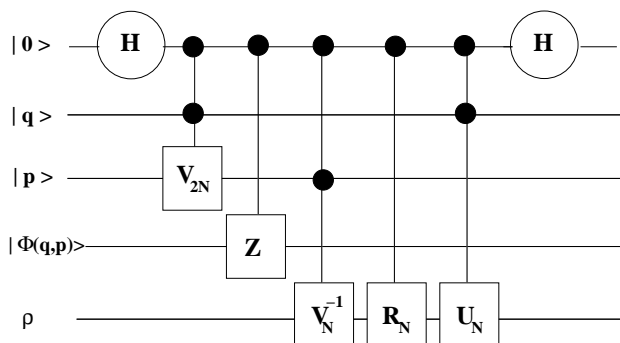


FIG. 3: Programmable gate array evaluating $\text{Tr}(\rho O)$ from the polarization of the first qubit. The program state is $|\Psi\rangle_P = \sum_{q,p} c(q, p) |q\rangle|p\rangle |\Phi(q, p)\rangle$ where $c(q, p)$ and $\Phi(q, p)$ define the polar decomposition of the coefficients $o(q, p) = \text{Tr}(OA(q, p))/N$.

registers store q and p and are used exactly in the same way as above. The third one, storing $\phi(q, p)$, is acted upon with a σ_z operator, introducing the required phase $\exp(i\pi\phi(q, p))$. Then, if the state of the program register is $|\Psi\rangle_P = \sum_{q,p} c(q, p) |q\rangle|p\rangle |\phi(q, p)\rangle$, the final polarization measurement turns out to be

$$\langle \sigma_z \rangle = \text{Tr} \left(\rho \sum_{q,p} c^2(q, p) e^{i\pi\phi(q, p)} A(q, p) \right) = \text{Tr}(\rho O). \quad (5)$$

Summarizing, we showed that the measurement of the expectation value of any operator O can be done using a programmable gate array. The hardware architecture is associated with the particular choice of basis $A(q, p)$, which is just a matter of convenience, and is independent of O . The software used to program the array is obviously determined by the choice of hardware. The

expectation values of the hermitian and anti-hermitian parts of the operator O are computed separately using a method that requires knowledge of the expansion of these operators in the basis $A(q, p)$. If the coefficients in the expansion are written as $o(q, p) = \text{Tr}(OA(q, p))/N = c^2(q, p) \exp(i\pi\phi(q, p))$, the program state that needs to be prepared is $|\Psi\rangle_P = \sum_{q,p} c(q, p) |q\rangle|p\rangle |\phi(q, p)\rangle$ (where $\phi(q, p) = 0$ or 1). Thus, the coefficients of the expansion of O in the basis $A(q, p)$ define the program state $|\Psi\rangle_P$ required to measure its expectation value. It is clear that in most cases the method will not be efficient. For example, both the task of defining the operator by specifying the coefficients $o(q, p)$ as well as the preparation of the program state $|\Psi\rangle_P$ are likely to be inefficient. The existence of efficient networks to implement “controlled- $A(q, p)$ ” operations is a less stringent conditions that is fulfilled by the basis defined in (2) [14]. Having said this, it is worth noticing that there are sets of problems that can be efficiently solved using this method. We will now describe one such example.

We will show that the circuit of Figure 2 can be easily adapted to evaluate the sum of values of the Wigner function over various phase space domains. The program register is used to define the domain over which the Wigner function is averaged. If the domain is a line, the algorithm just evaluates the probability for the occurrences of the results of the measurement of a family of observables (see below). However, for more general domains (such as line segments, parallelograms, etc) the circuit evaluates properties that characterize a quantum state that cannot be simply casted in terms of probabilities. In this sense the circuit is as a programmable tomographer measuring various features of phase space distributions. Before going into more details let us briefly review some properties of Wigner functions. Discrete Wigner functions can be used to represent the quantum state of a system in phase space [11, 12, 13, 14]. For a system with an N dimensional space of states such function is defined on a lattice of $2N \times 2N$ points (q, p) where both q and p take values between 0 and $2N - 1$ (only $N \times N$ of these values are independent). At each phase space point the Wigner function is defined in terms of the operators $A(q, p)$ given in (2) as

$$W(q, p) = \frac{1}{2N} \text{Tr}(A(q, p)\rho). \quad (6)$$

As mentioned above, the measurement of this function can be done by using the scattering circuit [11] or the programmable gate array of Figure 2. The program register encodes the value of q and p . In general, if the program state is $|\Psi\rangle_P = \sum_{q,p} c(q, p) |q\rangle|p\rangle$, the final polarization measurement is $\langle \sigma_z \rangle = 2N \sum_{qp} |c(q, p)|^2 W(q, p)$. Thus, the program defines the region over which we average the value of the Wigner function. In general, preparing the program state associated with a general phase space region can be complicated. However, there are

simple procedures to prepare the program states corresponding to general lines, segments and parallelograms. Let us begin with the simplest case: For the program state $|\Psi\rangle_P = \sum_q |q\rangle|p_0\rangle/\sqrt{2N}$, it is clear that the final polarization measurement reveals the sum of values of the Wigner function along the horizontal line defined as $p = p_0$: i.e., $\langle\sigma_z\rangle = \sum_q W(q, p_0)$. To consider more general lines one can notice that the horizontal line $p = c$ can be mapped into one satisfying the equation $p - bq = c \pmod{2N}$, with b and c integers between 0 and $2N$ by applying a linear area preserving map. Unitary operators corresponding to quantizations of such maps (known as "quantum cat maps") act classically in phase space. Thus, Wigner function flows from one point to another according to the classical transformation. Using this feature, one can compute the sum of the Wigner function along any tilted line as follows: One first transforms the state with the appropriate cat map and later evaluates the sum of the Wigner function along a vertical or horizontal line. Moreover, the method can be made fully programmable by adding extra registers to store the integers b and c parametrizing any cat map. Evaluating sums of Wigner functions over phase space lines is particularly interesting because of a crucial property of such functions: Thus, adding $W(q, p)$ along the line $ap - bq = c$ one obtains the probability to detect the eigenstate of the translation operator $T(b, a) = U^a V^b \exp(i\pi ab/N)$ with eigenvalue $\exp(i\pi c/N)$. As a consequence, in this case the programmable gate array evaluates probabilities for the possible results of a set of measurements. Lines are a special case since more general phase space domains cannot be associated with projection operators. However, it is clear that the method described above can be applied to efficiently prepare program states for other phase space domains such as general (tilted) parallelograms: One first trivially prepare the program state for a parallelogram limited by vertical and horizontal segments and later tilt it applying the strategy based on the use of cat maps. Other simple phase space regions can also be programmed using variations of this method. It is also interesting to notice that using variations of the circuit shown in Figure 3 we can also subtract values of the Wigner function in different phase space regions (which could be useful if one is interested in comparing their values).

In this letter we established the existence of a gate array that can be programmed to evaluate the expectation value of any operator acting on an N dimensional Hilbert space. The expectation value is obtained by measuring the polarization of a single auxiliary qubit. As an example, we showed how to program the evaluation of sums of values of the discrete Wigner function over various simple phase space domains. It is important to mention that our method is only efficient to determine if the sum of the Wigner function in a phase space domain (with up to $o(N)$ points) is greater than a fixed, N -independent,

threshold (since this does not require exponential precision). This is a "quantum decision problem" whose input data (encoded in the system's state ρ) is inherently quantum. Due to the nature of the input data, this problem cannot even be formulated on a classical computer. Interest on problems with quantum input data have recently increased, partly due to their significance in connection with the potential detection of entanglement [15, 16, 17] as well as their relation with tomographic problems like the one described here. The extension of some of the above results to continuous variables is still under investigation [17]. After completing this work we became aware of the related approach to the construction of quantum universal detectors presented in [18].

We acknowledge useful discussion with Marcos Saraceno. This work was partially supported with grants from Ubacyt, Anpcyt, Conicet and Fundación Antorchas.

-
- [1] "Quantum Information and Computation", M. Nielsen and I. Chuang (2000), Cambridge University Press.
 - [2] M. Nielsen and I. Chuang, *Phys. Rev. Lett.* **79**, 321-324 (1997).
 - [3] G. Vidal L. Masanes and J.I. Cirac, *Phys. Rev. Lett.* **88**, 047905 (2002); M. Hillery, V. Buzek and M. Ziman, *Phys. Rev.* **A65** 012301 (2002); S.F. Huelga, J.A. Vaccaro, A. Cheffies and M.B. Plenio, *Phys. Rev.* **A63**, 042303 (2001).
 - [4] M. Dusek and V. Buzek, *Phys. Rev.* **A66**, 022112 (2002).
 - [5] J. Fiurasek, M. Dusek and R. Filip, *Phys. Rev. Lett.* **89**, 190401 (2002).
 - [6] A. Yu. Kitaev, *Quantum measurements and the Abelian Stabilizer Problem*, quant-ph/9511026
 - [7] R. Cleve, A. Ekert, C. Macchiavello and M. Mosca, *Proc. Roy. Soc. Lond. A* **454** (1998), 339
 - [8] D. Abraham and S. Lloyd, *Phys. Rev. Lett.* **83**, 5162-5165 (1999).
 - [9] E. Knill and R. Laflamme, *Phys. Rev. Lett.* **81**, 5672-5675 (1999).
 - [10] G.M. D'Ariano and P. Lo Presti, *Phys. Rev. Lett.* **86**, 4195 (2001).
 - [11] C. Miquel, J.P. Paz, M. Saraceno, E. Knill, R. Laflamme and C. Negrevergne, *Nature* **418**, 59-62 (2002).
 - [12] W. K. Wothers, *Ann. Phys. NY* **176**, 1 (1986).
 - [13] U. Leonhardt, *Phys. Rev.* **A 53**, 2998-3013 (1996).
 - [14] C. Miquel, J.P. Paz and M. Saraceno, *Phys. Rev.* **A 65**, 062309 (2002); J.P. Paz, *Phys. Rev.* **A 65**, 062311 (2002).
 - [15] P. Horodecki and A. Ekert, *Direct detection of quantum entanglement*, e-print available in quant-ph/0111064.
 - [16] A. Ekert, C. Moura-Alves, D. Oi, M. Horodecki, P. Horodecki and L. Kwak, *Phys. Rev. Lett.* **88**, 217901 (2002).
 - [17] P. Horodecki, *Mean of continuous variable observable via measurements on single qubit*, e-print available in quant-ph/0210161.
 - [18] G.M. D'Ariano, P. Perinotti and M. F. Sacchi, arXiv:quant-ph/0306025.