

Numerical Analysis of Boosting Scheme for Scalable NMR Quantum Computation

SAITOH Akira* and Masahiro Kitagawa†
 Graduate School of Engineering Science, Osaka University
 1-3 Machikaneyama, Toyonaka, Osaka 560-8531, JAPAN
 (Dated: June 5, 2003)

Among initialization schemes for ensemble quantum computation beginning at thermal equilibrium, the scheme proposed by Schulman and Vazirani [quant-ph/9804060 (1998); Proc. STOC'99, 322 (1999)] is known for the simple circuit to redistribute biases and small time complexity. However, our numerical simulation shows that the depth of a quantum circuit generated by the scheme can not be extended for increasing number of qubits because of the increase in the total of the binary entropy of each bit; much smaller amount of qubits can be initialized than expected from the original entropy. This result is different from that of their analysis.

PACS numbers: 03.67.Lx, 05.30.Ch, 05.20.Gg

I. INTRODUCTION

Initialization is an indispensable stage in ensemble quantum computation beginning at thermal equilibrium, especially in NMR computation [1, 2, 3, 4, 5]. For the model of NMR system, it is customary to consider a mixture of molecules with n spins-1/2 under a strong static magnetic field as shown in Fig. 1 on the assumption of independence among initial spins; local couplings among spins in a molecule are negligible compared with their Zeeman energies E_Δ . The bias (polarization) ϵ of a spin at temperature T is given by:

$$\epsilon = \tanh\left(\frac{E_\Delta}{k_B T}\right), \quad (1)$$

where k_B is Boltzmann's constant. This spin is in $|\uparrow\rangle$ with the probability $(1 + \epsilon)/2$ and in $|\downarrow\rangle$ with $(1 - \epsilon)/2$. We regard the up-spin as the bit of 0 and the down-spin as the bit of 1. Quantum operations are performed in this n -qubit ensemble system. However, it contains 2^n bases, $|0 \cdots 0\rangle, \dots, |1 \cdots 1\rangle$, unless $T = 0$; we have to extract the final state evolved from a particular basis to obtain the outcome of a quantum computation. Suppose that the correct input is only the basis $|0\rangle^{\otimes n}$. While its population is largest among all the bases, the product of probabilities of each bit being 0 is small for large n ; the more bits we need, the larger biases are required to extract the final state. As it is impossible to achieve $\epsilon \simeq 1$ by cooling the materials, algorithmic initializations [4, 5, 6, 7, 8] have been utilized to prepare the initialized state, namely the particular basis with an enhanced signal.

There are two types of initialization methods; one is averaging (e.g., effective pure states [6]), another is data compression. The latter has advantage in respect of scalability because the former needs resources increasing exponentially with n . The scheme proposed by Schulman

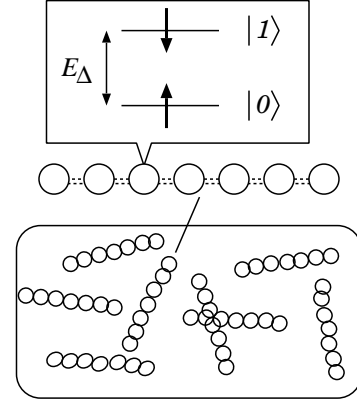


FIG. 1: A model of NMR system for spin-1/2 nuclei.

and Vazirani [7, 8] is the latter type of method. The principle of their scheme is the bias boosting operation as we see in Sec. II. A circuit properly composed of boosting circuits is used for redistributing biases to generate a block of l cold bits with biases greater than ϵ_{cold} such that

$$\text{Prob}\{0_1 0_2 \dots 0_{l-1} 0_l\} > \left(\frac{1 + \epsilon_{cold}}{2}\right)^l \quad (2)$$

is large enough to distinguish $|0\rangle^{\otimes l}$ among signals of 2^l bases. Their analysis results in that compression down to the original entropy is possible with complexity $O(n \log n)$ in time. However, analyses ever performed on the scheme [7, 8, 9] are not accurate unless the original biases are in the neighborhood of 0. Practical setting of $n \leq 10^3$ needs large mean bias such as $\langle \epsilon \rangle = 0.4$ to obtain any initialized qubit, which leads the circumstance that a probability of a spin being 0 has classical correlations with those of other spins at every step of the scheme except for the beginning.

In this Paper, we report the numerical analysis of the scheme based on a molecular simulation. It is implemented as a circuit composer for the scheme, offering forecasts of bias distribution after the initialization. The

*E-mail address: saito@qc.ee.es.osaka-u.ac.jp

†E-mail address: kitagawa@ee.es.osaka-u.ac.jp

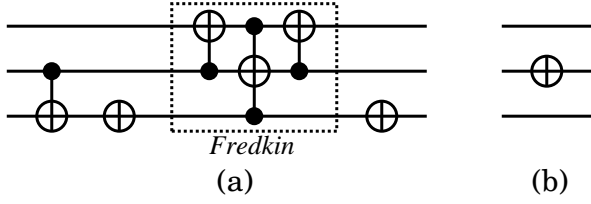


FIG. 2: Basic circuits for constructing the initialization circuit in Schulman-Vazirani scheme.

feature of this boosting scheme relating to the total information has been revealed by the simulation with the aid of exact matrix calculations; our numerical analysis indicates several restrictions on practical use of the scheme.

II. BOOSTING SCHEME

Boosting a bias of i -th spin is equivalent to increasing the population of a set of molecules whose i -th spin is up. This is a general conception of the initializations for mixed states. An n -qubit mixed state at thermal equilibrium can be written as the density matrix:

$$\rho = \rho_1 \otimes \rho_2 \otimes \cdots \otimes \rho_{n-1} \otimes \rho_n. \quad (3)$$

It is also represented as:

$$\begin{aligned} \rho &= \sum_{k=0}^{2^n-1} c_k |k\rangle \langle k| \\ &= \text{diag}\{c_0, c_1, \dots, c_{2^n-2}, c_{2^n-1}\}, \end{aligned} \quad (4)$$

where c_k is the population of basis $|k\rangle$ and ρ_i is a density matrix representing original state of i -th spin with the bias ε_i :

$$\rho_i = \begin{pmatrix} \frac{1+\varepsilon_i}{2} & 0 \\ 0 & \frac{1-\varepsilon_i}{2} \end{pmatrix}. \quad (5)$$

The bias of i -th spin is enhanced by any unitary operation that permutes the computational basis of large population to some basis whose i -th bit is 0; this enlarges the population of a set of bases whose i -th bit is 0:

$$P_i = \sum_{k|i\text{-th bit is 0}} c_k. \quad (6)$$

A basis consists of large number of 0s and small number of 1s has larger population among 2^n bases in most cases; any unitary transformation that maps bases with more than $n/2$ 0s into those with 0s in specific l bits can be used as a part of the initialization operation, which increases biases of the l bits.

In Schulman-Vazirani scheme, the permutation for initialization is composed of the basic circuits shown in Fig. 2 [22]. By the circuit of Fig. 2(a), a basis of high population — i.e., a basis in which two of the three qubits are

TABLE I: Truth table for the basic circuits in Fig. 2 for Schulman-Vazirani scheme. Note that input of (b) is output of (a).

3-qubit Boosting		
input	output of (a)	output of (b)
000	000	010
001	001	011
010	011	001
011	100	110
100	010	000
101	101	111
110	111	101
111	110	100

0 — is mapped to a basis in which the first of the three qubits is 0 as shown in Table I. The probability that the first qubit a is 0 after this basic step is

$$\begin{aligned} \text{Prob}\{a=0\}_{out} &= \text{Prob}\{000\}_{in} + \text{Prob}\{001\}_{in} \\ &\quad + \text{Prob}\{010\}_{in} + \text{Prob}\{100\}_{in}, \end{aligned} \quad (7)$$

where, for given qubits a , b and c with their binary values x_a , x_b and x_c ,

$$\text{Prob}\{x_a x_b x_c\} = \sum_{abc=x_a x_b x_c} c_k. \quad (8)$$

Suppose no correlation exists among P_a, P_b and P_c , the bias of the qubit a increases under the condition:

$$\varepsilon_a < \frac{\varepsilon_b + \varepsilon_c}{1 + \varepsilon_b \varepsilon_c}. \quad (9)$$

After the circuit of Fig. 2(a), the bias of the qubit b may be smaller than 0; the circuit of Fig. 2(b) is added to invert the bias in this case. When the three spins are polarized uniformly with the bias ε , the bias of the first spin after the basic step is

$$\varepsilon'_a = \frac{3}{2}\varepsilon - \frac{1}{2}\varepsilon^3. \quad (10)$$

This may be used for a rough estimation of the behavior of a circuit composed of the basic circuits.

One can achieve $|0\rangle^{\otimes l}$ simply by collecting the cold bits after sufficient steps of application of the basic circuits to every subgroup — which consists of three bits that satisfy Ineq. (9). Note that at each step, we recreate the subgroups by picking up every three spins from n spins by the bias from larger to smaller. For this, the forecast of the distribution of biases is necessary, which requires the more precise estimation. After several steps of the operation, the bias of a spin is not independent of those of others;

$$\text{Prob}\{ab=00\} \neq P_a P_b \quad (11)$$

for a pair of spins (a, b) in the ensemble system. This is because the ensemble after a CNOT operation on (a, b) is not determined by the biases $(\varepsilon_a, \varepsilon_b)$ but dependent on every population of the basis, $\{c_k\}$. In other words, ε_a may not be boosted in some subgroups due to the classical correlations. Therefore, the use of independent probabilities for representing spins in designing the circuit induces inaccuracy for large scale and/or large depth of circuit. Each molecule should be dealt with for correct designing.

III. AUTOMATIC CIRCUIT GENERATION

Molecular simulation is applied for designing a circuit on the scheme in conventional computers. The details of the algorithm are described in Program 1. It utilizes a virtual molecular system as illustrated in Fig. 1. Because superpositions do not appear by boosting operations, a molecule can be represented as an array of n binary digits. We consider N molecules that consists of n spins with bias ε_i in i -th spin.

The outline of the algorithm of Program 1 is as follows: A table of pointers to qubits is used instead of direct handling of qubits. We consider subgroups which consist of every three pointers from the upper side to the lower side in the table, although those are not explicitly written in actual programs. Let `frand()` be a function returns a pseudo-random real number between 0 and 1. This is called $n \cdot N$ times in the procedure **CREATE_SYSTEM** to set up the virtual molecular system; at the each call, the bit representing i -th spin in m -th molecule is set to 0 when `frand()` $< P_i$ and set to 1 otherwise. The main part of this simulation after the setup is an iteration in the procedure **GEN_INIT_CIRCUIT**. This iteration contains the following operations: **BOOST** is applied to every subgroup mentioned above. **BOOST** is the boosting operation for three bits, a , b and c . The boosting circuits applied to the three bits are written out if the bias of a is increased by them; otherwise, we undo the boosting. The biases after the boosting are calculated by using **UPDATE_BIAS**. Then we rearrange the table so that the pointers to the bits with larger biases appear in the upper side of it and those with smaller in the lower side. The iteration of above operations is terminated when cold bits are not newly produced in last r_t steps. After this iteration, qubits with very large biases are pointed from pointers located near the top of the table; $|0\rangle^{\otimes l}$ is achieved by collecting them.

This algorithm assumes that CNOT operation can be used with any two qubits in the system. When this is not guaranteed for dispersed qubits, SWAP operations should be used to gather them into one location in the molecule. This change would be easily realized by arranging qubits instead of arranging pointers in **GEN_INIT_CIRCUIT**.

The complexity of the algorithm is $\Theta(n \cdot N)$ in space and $O(n^2 \cdot N)$ in time in conventional computers. For

practical use of the simulation for $n \leq 10^5$, it would be proper to set $N \approx 10^3 n$ and $r_t = 5 + \lfloor 0.1n \rfloor$. Our simulation can be used for generating the circuits up to 10^5 qubits for arbitrary biases within 1 terabyte of memory space.

PROGRAM 1: The simulation algorithm for generating an initialization circuit on Schulman-Vazirani scheme.

alias SIMULATION GEN_INIT_CIRCUIT

procedure GEN_INIT_CIRCUIT:

begin

call CREATE_SYSTEM

Create `tbl[]`, a table of pointers to each qubit.

Arrange `tbl[]` so that the pointer to a qubit with larger bias appears upper side and that of smaller appears lower side.

while new cold bits are obtained in last r_t steps
and depth of output circuit \leq preset
maximum depth; **do**

$j \leftarrow$ minimum j such that $\varepsilon_{tbl[j]} < \varepsilon_{cold}$

while $j \leq n - 2$ **do**

call BOOST(`tbl[j]`, `tbl[j + 1]`, `tbl[j + 2]`)

if $\varepsilon_{tbl[j]}$ is increased **then**

Output the circuit applied in the last
call of **BOOST** procedure with
indication of handled qubits, `tbl[j]`,
`tbl[j + 1]` and `tbl[j + 2]`.

else

Undo the last **BOOST**.

end

$j \leftarrow j + 3$

end

Re-arrange `tbl[]`.

Take a log of `tbl[]` and $\varepsilon_{tbl[]}$ for simulation use.

end

end

procedure CREATE_SYSTEM:

Create N molecules. (A molecule consists of n binary digits.)

begin

for $m \leftarrow 1$ **to** N **do**

for $i \leftarrow 1$ **to** n **do**

if `frand()` $< (1 + \varepsilon_i) / 2$ **then**

i -th bit of m -th molecule $\leftarrow 0$

else

i -th bit of m -th molecule $\leftarrow 1$

end

end

end

end

procedure UPDATE_BIAS(i):

begin

$s \leftarrow 0$

for $m \leftarrow 1$ **to** N **do**

```

    if  $i$ -th bit of  $m$ -th molecule is 0 then
         $s \leftarrow s + 1$ 
    end
end
 $p \leftarrow s / N$ 
 $\epsilon_i \leftarrow 2 * p - 1$ 
end

procedure BOOST( $a, b, c$ ):
begin
    Consider a trio,  $a$ -th bit,  $b$ -th bit and  $c$ -th bit.
    for  $m \leftarrow 1$  to  $N$  do
        Apply Fig. 2(a) to the trio on  $m$ -th molecule.
    end
    call UPDATE_BIAS( $a$ )
    call UPDATE_BIAS( $b$ )
    call UPDATE_BIAS( $c$ )
    if  $\epsilon_b < 0$  then
        for  $m \leftarrow 1$  to  $N$  do
            Apply Fig. 2(b) to the trio on  $m$ -th molecule.
        end
        call UPDATE_BIAS( $a$ )
        call UPDATE_BIAS( $b$ )
        call UPDATE_BIAS( $c$ )
    end
end

```

IV. EXAMPLE

An example of output circuit from the program is shown in Table II. This circuit is generated for the 9-spin system with the diverse biases, $^1\text{H}-^1\text{H}-^1\text{H}-^1\text{H}-^{13}\text{C}-^{13}\text{C}-^{13}\text{C}-^{31}\text{P}-^{31}\text{P}$. The exact matrix calculation of the circuit gives increase of bias to one of the ^{13}C spins as expected from the molecular simulation (Fig. 3). Of course, the effect of the boosting is too small to obtain a cold bit in this small molecule.

TABLE II: The initialization circuit generated for the spin system, $^1\text{H}-^1\text{H}-^1\text{H}-^1\text{H}-^{13}\text{C}-^{13}\text{C}-^{13}\text{C}-^{31}\text{P}-^{31}\text{P}$. X, CN and Fr read NOT gate, controlled-NOT gate and Fredkin gate, respectively, followed by numbers in parentheses indicating which qubits are handled. In CN(a, b), the control bit is a and the target bit is b .

CN(6,7); X(7); Fr(5 6 7); X(7); X(6);
CN(9,1); X(1); Fr(8 9 1); X(1); X(9);
CN(6,9); X(9); Fr(7 6 9); X(9); X(6);
CN(3,4); X(4); Fr(1 3 4); X(4); X(3);
CN(6,3); X(3); Fr(9 6 3); X(3); X(6);
CN(4,2); X(2); Fr(7 4 2); X(2); X(4);
CN(4,2); X(2); Fr(9 4 2); X(2); X(4);
CN(7,1); X(1); Fr(5 7 1); X(1); X(7);

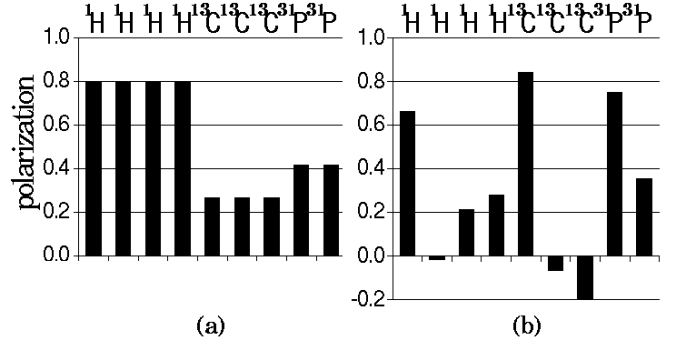


FIG. 3: One of the results from matrix calculations. (a): The original biases of the 9-spin system. (b): Redistributed biases after operations of Table II. ^{13}C is boosted under the low temperature such that the original bias of the hydrogen is 0.8.

V. RESULTS FROM SIMULATION

The effective information [23] and the depth of circuit are examined under several different conditions of original biases and number of spins for $N = 5.0 \times 10^6$ with the S/N condition $\text{Prob}\{0_1 \dots 0_l\} > 0.9$. Here we adopt the circuit of Fig. 2(a) as the unit circuit for measuring the depth of circuits constructed by the scheme. For valid analysis of the scheme, we propose to verify the summation of the binary entropy of each bit rather than von Neumann entropy because each bias is referred to for the arrangement at every step of the scheme: let the effective information

$$S_e = \sum_{i=1}^n \left[\frac{1+\epsilon_i}{2} \log_2 \frac{2}{1+\epsilon_i} + \frac{1-\epsilon_i}{2} \log_2 \frac{2}{1-\epsilon_i} \right]. \quad (12)$$

The log of the procedure **SIMULATION** shows that although von Neumann entropy $S = -\text{Tr}(\rho \log_2 \rho)$ is preserved, the number of spins initialized after the operations is much smaller than $n - S$ owing to the increase of S_e in early steps of the boosting procedure. (Fig. 4) The relation of S_e to S shown in Fig. 5 is of interest. It implies

$$S_e \simeq n\sqrt{S/n}. \quad (13)$$

The increase of S_e occurs mainly during the depth ≤ 6 , where the number of bits a bit has classical correlation with is at most $3^6 = 729$. Therefore, Eq. (13) is true for any large size of circuit, i.e., true for $\forall n \geq 10^3$. This phenomenon is originated from the fact that the basic circuits increase the effective information on the 3 qubits with any uniform bias ϵ except for $\epsilon = 0$ or $\epsilon = 1$ as we see in Fig. 6.

Moreover, the rate of initialization does not increase obviously along with n as shown in Fig. 7 owing to the increase in the threshold of cold bias ϵ_{cold} since ϵ_{cold} becomes large for large n in order to avoid reduction in the population of the basis $|0_1 \dots 0_l\rangle$.

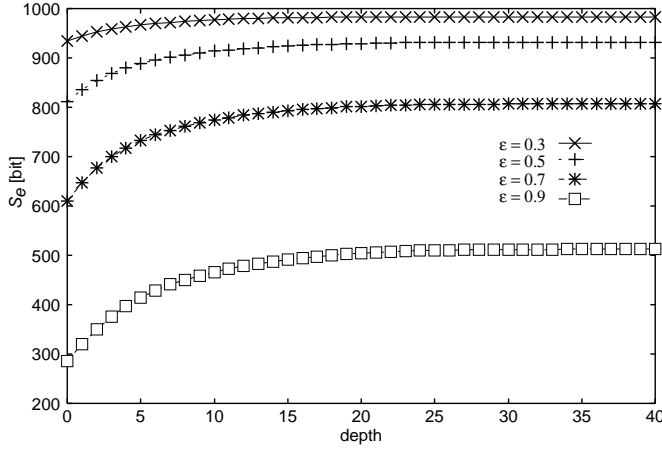


FIG. 4: Increase of the effective information S_e along with the depth of circuit. Plots are for $n = 1000$ with uniform original biases, $\varepsilon = 0.3$, $\varepsilon = 0.5$, $\varepsilon = 0.7$ and $\varepsilon = 0.9$.

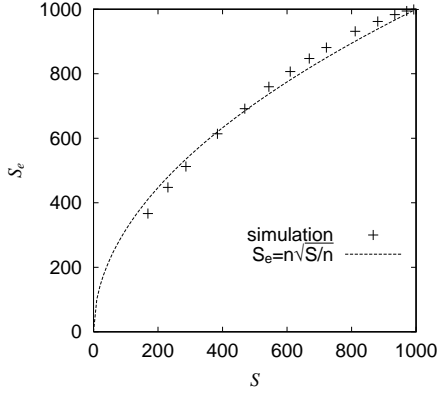


FIG. 5: The relation of S_e to S for $n = 1000$, depth = 100.

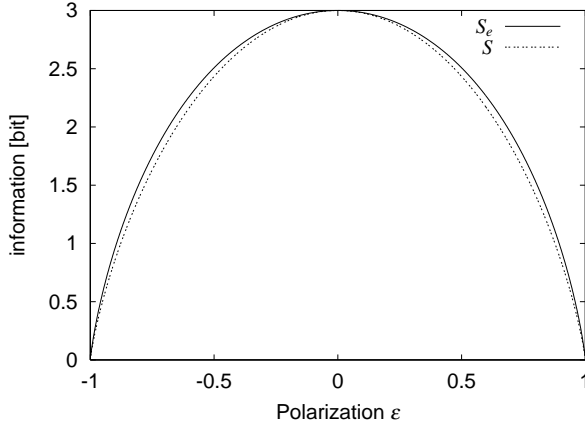


FIG. 6: Plots of S_e and S for 3 qubits against ε , the uniform original bias of them. S_e is the effective information of the state after the basic circuit shown in Fig. 2(a) and S is von Neumann entropy of the system.

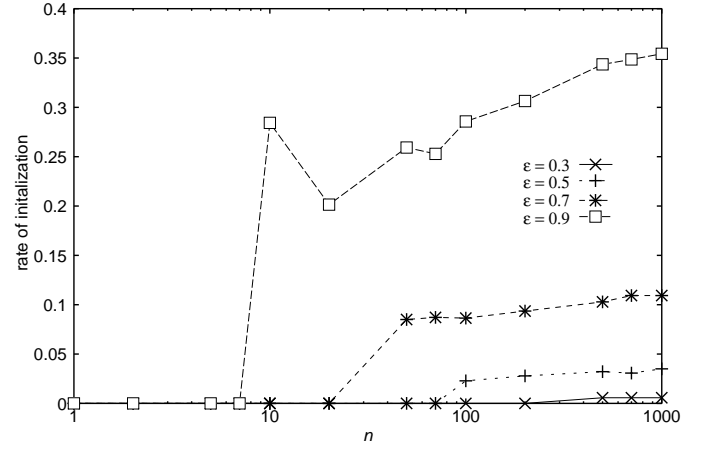


FIG. 7: The rate of initialization against n for uniform original biases, $\varepsilon = 0.3$, $\varepsilon = 0.5$, $\varepsilon = 0.7$ and $\varepsilon = 0.9$.

Exact matrix calculations were also conducted for verification of automatically generated circuits for $n \leq 13$, indicating reliability of our molecular simulation; one of them is shown in Sec. IV. In addition, the simulation for the systems beginning with diverse biases resulted in quite the same result as with uniform biases, which is omitted in this Paper.

One can conclude from the results of our molecular simulation, especially from Eq. (13), that the number of qubits initialized after application of Schulman-Vazirani scheme is

$$l \leq n \left(1 - \sqrt{S/n} + \delta \right) \quad (14)$$

for $\delta \in [-0.06, 0.04]$, where S is von Neumann entropy of the system; the equality is for $n \rightarrow \infty$.

VI. DISCUSSION

Much work has been done on the theory of quantum compression of mixed states [10, 11, 12, 13]. Nevertheless, our numerical analysis is the first verification of practical circuits generated by a compression scheme for ensemble computing as far as the authors know. Calculating actual compression rates for a specific case is quite another subject than a theoretical proof of maximum compression rates. For initialization of ensemble computers, the string to be compressed is a macroscopic string which is probabilistic mixture of microscopic strings. The circuit providing maximum compression rate seems to be difficult to realize for this case because we can not operate each microscopic string. Until each bias is referred to at each step of the scheme, microscopic optimization would not be realized.

The general difficulty in verification of the compression schemes is caused by quantum correlations among qubits after multiple-qubit operations. Our program has demonstrated that it does not cost so much resources

to simulate a scheme in which only NOT and CNOT gates appear since there are only classical correlations. Schulman-Vazirani scheme is this special type of compression method. There exists an operation offering the initialization rate $1 - S/n$ that consists of NOT and CNOT because any classical compression can be written as a product of permutations of bases; the method to compose such an operation is unknown yet. The simulation is hopefully useful in finding it.

VII. CONCLUSION

Molecular simulation has been demonstrated to verify the efficiency of Schulman-Vazirani scheme for initialization of NMR quantum computation. The program for generating quantum circuits on the scheme has been described. We have confirmed that a generated circuit enhances the biases of target bits as it is designed to. However, our results also indicate that the scheme is in-

efficient for large number of bits in respect of compression rate because of the increase in the mean binary entropy against the depth of the generated circuits. The rate of the initialization is at most $1 - \sqrt{S/n}$, where S is von Neumann entropy of the system. Hence, for $n > 10^3$, some other scheme targeting only typical sequences [14] can be used as a complementary method to improve the rate.

The molecular simulation can be used for any scheme in which only classical correlations appear, i.e., for any operation that is possible to decompose into NOT and CNOT gates; in such a scheme, the binary information of the system is of importance.

Acknowledgments

This work is supported by a grant termed CREST from JST.

-
- [1] I. Chuang, N. Gershenfeld, and M. Kubinec, Phys. Rev. Lett. **80**, 3408 (1998).
 - [2] D. G. Cory, W. Mass, M. Price, E. Knill, R. Laflamme, W. H. Zurek, T. F. Havel, and S. S. Somaroo (1998), quant-ph/9802018.
 - [3] I. L. Chuang, L. M. K. Vandersypen, X. Zhou, D. W. Leung, and S. Lloyd, Nature **393**, 143 (1998).
 - [4] D. G. Cory, A. F. Fahmy, and T. F. Havel, Proc. Nat. Acad. Sci. USA **94**, 1634 (1997).
 - [5] N. Gershenfeld and I. L. Chuang, Science **275**, 350 (1997).
 - [6] E. Knill, I. Chuang, and R. Laflamme, Phys. Rev. A **57**, 3348 (1998), quant-ph/9706053.
 - [7] L. J. Schulman and U. V. Vazirani, Proc. 31st ACM Symp. on Theory of Computing pp. 322–329 (1999).
 - [8] L. J. Schulman and U. V. Vazirani, *Scalable NMR Quantum Computation* (1998), quant-ph/9804060.
 - [9] P. O. Boykin, T. Mor, V. Roychowdhury, F. Vatan, and R. Vrijen, *Algorithmic Cooling and Scalable NMR Quantum Computers* (2001), quant-ph/0106093.
 - [10] A. S. Holevo (1997), quant-ph/9708046.
 - [11] R. Jozsa, M. Horodecki, P. Horodecki, and R. Horodecki, Phys. Rev. Lett. **81**, 1714 (1998), quant-ph/9805017.
 - [12] M. Horodecki, Phys. Rev. A **61** (2000), quant-ph/9905058.
 - [13] G. Kramer and S. A. Savari (2001), quant-ph/0101119.
 - [14] M. Kitagawa, A. Kataoka, and T. Nishimura, Proc. QCMC'02 (2003).
 - [15] B. W. Schumacher, Phys. Rev. A **51**, 2738 (1995).
 - [16] M. A. Nielsen and I. L. Chuang, *Quantum Computation and Quantum Information* (Cambridge University Press, 2000), chap. 11,12, pp. 500–607.
 - [17] H. Barnum, C. M. Caves, C. A. Fuchs, R. Jozsa, and B. W. Schumacher (2000), quant-ph/0008024.
 - [18] A. Ambainis, L. J. Schulman, and U. Vazirani, Proc. 32st ACM Symp. on Theory of Computing pp. 705–714 (2000), quant-ph/0003136.
 - [19] M. A. Pravia, E. Fortunato, Y. Weinstein, M. D. Price, G. Teklemariam, R. J. Nelson, Y. Sharf, S. Somaroo, C. H. Tseng, T. F. Havel, et al., Concepts Magn. Res. **11**, 225 (1999), quant-ph/9905061.
 - [20] D. E. Chang, L. M. K. Vandersypen, and M. Steffen, Chem. Phys. Lett. **338**, 337 (2001), quant-ph/0011055.
 - [21] M. Horodecki, Phys. Rev. A **57**, 3364 (1998), quant-ph/9712035.
 - [22] Experiment of this boosting operation in three-spin system was reported in [20].
 - [23] We define this term as a summation of the binary entropy. This has quite different meaning from that used in [21].