

Purity of Gaussian states: measurement schemes and time–evolution in noisy channels

Matteo G. A. Paris¹, Fabrizio Illuminati^{2,†}, Alessio Serafini^{2,‡} and Silvio De Siena^{2,*}

¹*Quantum Optics & Information Group, INFN UdR di Pavia, Italia*

²*Dipartimento di Fisica “E. R. Caianiello”, Università di Salerno, INFN UdR Salerno, INFN Sez. Napoli, G. C. Salerno, Via S. Allende, 84081 Baronissi (SA), Italia*

(Dated: April 8, 2003)

We present a systematic study of the purity for Gaussian states of single-mode continuous variable systems. We prove the connection of purity to observable quantities for these states, and show that the joint measurement of two conjugate quadratures is necessary and sufficient to determine the purity at any time. The statistical reliability and the range of applicability of the proposed measurement scheme is tested by means of Monte Carlo simulated experiments. We then consider the dynamics of purity in noisy channels. We derive an evolution equation for the purity of general Gaussian states both in thermal and squeezed thermal baths. We show that purity is maximized at any given time for an initial coherent state evolving in a thermal bath, or for an initial squeezed state evolving in a squeezed thermal bath whose asymptotic squeezing is orthogonal to that of the input state.

PACS numbers: 03.65.Yz, 42.50.-p, 03.67.Pp, 42.50.Dv

I. INTRODUCTION

Nonclassical features of atomic and radiation systems play a relevant role in quantum information, communication and high precision measurements, as well as in many fundamental experiments to test quantum mechanics [1, 2]. In particular, pure Gaussian states of continuous variable (CV) systems, such as coherent and squeezed–coherent states, are the key ingredients of secure optical communication [3, 4, 5, 6] and Heisenberg limited quantum interferometry [7, 8, 9, 10, 11]. The characterization of several properties of Gaussian states has been the subject of intense recent work [12, 13, 14, 15, 16, 17, 18], stimulated by the seminal analysis on their entanglement properties [19, 20].

Any attempt to exploit Gaussian states for quantum information and quantum measurement schemes must however face the obvious difficulty that pure states are unavoidably corrupted by the interaction with the environment. Therefore, CV Gaussian states that are available for experiments are usually mixed states, and it becomes crucial to establish their degree of purity (or mixedness) determined by the environmental noise. In the present paper, we study the purity of Gaussian states for single–mode continuous variable systems focusing on two aspects: its experimental characterization, and its time–evolution in noisy channels. We first show that the joint detection of two conjugate quadratures is a necessary and sufficient measurement to determine the purity of a Gaussian state with reliable experimental statistics; we then derive an evolution equation for the purity of Gaussian states in a noisy channel, considering the instances of a thermal bath and of a squeezed thermal bath, and determine the evolutions that at any given time maximize the purity.

Let us refer to $\mathcal{P} = \text{Tr } \rho^2$ as to the purity of a generic quantum state ρ ; the conjugate quantity $S_L = (1 - \mathcal{P})/d = (d - 1)/d$, where d is the dimension of the Hilbert space of the system under investigation, is known as linear entropy or mixedness. In general, \mathcal{P} ranges from one, which is the value for a pure state, to $\mathcal{P} = 1/d$ for a completely mixed state. Throughout the paper we will consider CV systems, *i.e.* infinite dimensional Hilbert spaces, and therefore we will have $0 < \mathcal{P} < 1$. Since \mathcal{P} is a nonlinear function of the density matrix, it cannot be connected to an observable quantity if we perform repeated measurements on single copies of the state. That is, it cannot be the expectation value of a single-system self-adjoint operator, nor it can be related to a single-system probability distribution obtained from a positive operator-valued measure (POVM). On the other hand, if collective measurements on two copies of the state are possible, then the purity may be measured directly [21, 22]. For instance, collective measurements of overlap and fidelity have been experimentally realized for qubits encoded into polarization states of photons [23].

In general, purity can be determined by the knowledge of the quantum state of the system, which in turn can be obtained by quantum tomography [24]. However, in this case, the statistics is usually poor, since the measurement of a whole quorum of observables is needed, unavoidably leading to large fluctuations [25]. On the other hand, if we focus our attention on the class of Gaussian states, it is indeed possible to find an operative method to experimentally determine \mathcal{P} . In fact, Gaussian states are uniquely defined by their first two statistical moments, which can be measured by the joint detection of two conjugate quadratures, say position and momentum or quadrature phases of the electromagnetic field. Such a measurement corresponds to an estimate of the Husimi Q –function $Q(\alpha) = \langle \alpha | \rho | \alpha \rangle$, $|\alpha\rangle$ being a coherent state of the harmonic oscillator. We will show that the measurement of the Q –function is the optimal minimal measurement for the purity, in the sense that it is necessary and sufficient to determine \mathcal{P} and requires the minimum number of observables to be measured.

Electronic address: paris@unipv.it

[†]Electronic address: illuminati@sa.infn.it

[‡]Electronic address: serale@sa.infn.it

*Electronic address: desiena@sa.infn.it

The joint measurement of two conjugate quadratures is possible for a single-mode radiation field as well as for a single atom [26, 27, 28]. Remarkably, for these systems, the class of Gaussian states include almost all the states that can be reliably produced, and employed in communication or measurement protocols.

Finally, we will show that the previous discussion allows to unravel the dynamics of purity only in terms of observable quantities. Indeed, the time-evolution of the purity of an initial Gaussian state in a noisy channel can be uniquely expressed as a function of the initial observable parameters of the input state and of the asymptotic observable parameters of the environment. This property allows then to determine and engineer optimal evolutions, i.e. evolutions that maximize the purity at any given time.

The paper is structured as follows. In Section II we show how purity is related to observable quantities for Gaussian states, and how it can be obtained either from the Q -function or by three single-quadrature detection. In Section III we present the results of a systematic numerical analysis, establishing the statistical reliability and the range of applicability of the method by means of Monte Carlo simulated experimental runs. We also show that the Q -function based determination of purity is a more reliable method than single-quadrature detection. Section IV is devoted to derive and solve an evolution equation for the purity of an initial Gaussian state in a noisy channel, both for thermal and squeezed thermal baths. We show that, even though the asymptotic value of purity is not related to the initial conditions, its behavior at finite times does depend on the initial squeezing and thermal excitations, and we determine the evolutions that maximize the purity at any finite time. We show in particular that purity is maximized for an initial coherent state evolving in a thermal bath, or for an initial squeezed state evolving in a squeezed thermal bath whose asymptotic squeezing is orthogonal to that of the input state. Finally, in Section V we present some concluding remarks.

II. PURITY OF GAUSSIAN STATES

We begin by reviewing some fundamental properties of the Wigner phase-space representation [29] which will be useful throughout the paper. The Wigner representation of an arbitrary operator \hat{O} is defined as follows

$$W(\hat{O}) = \int \frac{d^2\alpha}{2\pi} e^{-i\alpha^\dagger \hat{O} \alpha} \text{Tr}[\hat{O} D(\alpha)]; \quad (1)$$

where $D(\alpha) = \exp(\alpha^\dagger \hat{a} - \alpha \hat{a}^\dagger)$ is the displacement operator, and $\text{Tr}[\hat{O} D(\alpha)]$ is usually referred to as the characteristic function of the operator \hat{O} . Let \hat{O}_1 and \hat{O}_2 be operators that admit regular Wigner representations $W_1(\alpha)$ and $W_2(\alpha)$. Then the trace $\text{Tr}[\hat{O}_1 \hat{O}_2]$ can be computed as an integral over phase space according to

$$\text{Tr}[\hat{O}_1 \hat{O}_2] = \int d^2\alpha W_1(\alpha) W_2(\alpha); \quad (2)$$

From now on, we will move to the phase-space variables \mathbf{x} and \mathbf{p} , corresponding to quadrature phases $\hat{x} = (\hat{a} + \hat{a}^\dagger)/\sqrt{2}$ and $\hat{p} = i(\hat{a}^\dagger - \hat{a})/\sqrt{2}$ of the field \hat{a} , whose expectation values $\langle \hat{x} \rangle$ and $\langle \hat{p} \rangle$ are related to α by $\alpha = (\langle \hat{x} \rangle + i\langle \hat{p} \rangle)/\sqrt{2}$.

The Wigner representation $W(\alpha)$ of the density matrix ρ of a quantum state is referred to as the Wigner function of the state. The class of Gaussian states is defined as the class of states with Gaussian Wigner function, namely

$$W(\mathbf{x}; \mathbf{p}) = \frac{e^{-\frac{1}{2} \mathbf{x}^T \mathbf{X}^{-1} \mathbf{x}}}{\sqrt{\text{Det}[\mathbf{X}]}}; \quad (3)$$

where \mathbf{X} is the displaced vector $\mathbf{X} = (\mathbf{x} - \mathbf{x}_0; \mathbf{p} - \mathbf{p}_0)$ and is the covariance matrix

$$X_{ij} = \frac{1}{2} \langle \hat{x}_i \hat{x}_j + \hat{x}_j \hat{x}_i \rangle - \langle \hat{x}_i \rangle \langle \hat{x}_j \rangle;$$

where $\hat{x}_1 = \hat{x}$; $\hat{x}_2 = \hat{p}$. The density matrix of the most general Gaussian state can be written as [30]

$$\rho = D(\alpha_0) S(r; \nu) \rho_n S^\dagger(r; \nu) D^\dagger(\alpha_0); \quad (4)$$

where $\alpha_0 = \mathbf{x}_0 + i\mathbf{p}_0$, and ρ_n is a thermal state with average photon number n :

$$\rho_n = \frac{1}{1+n} \sum_{k=0}^{\infty} \frac{n^k}{1+n} |k\rangle \langle k|;$$

$D(\alpha_0)$ denotes the displacement operator and $S(r; \nu) = \exp(\frac{1}{2} r e^{i2\nu} \hat{a}^2 - \frac{1}{2} r e^{i2\nu} \hat{a}^{\dagger 2})$ the squeezing operator. A convenient parametrization of Gaussian states can be achieved replacing the X_{ij} 's by n, r, ν , which have a more direct phenomenological interpretation. By applying the phase-space representation of squeezing [29, 31], the following relations are easily derived

$$\begin{aligned} X_{xx} &= \frac{2n+1}{2} \cosh(2r) - \sinh(2r) \cos(2\nu); \\ X_{pp} &= \frac{2n+1}{2} \cosh(2r) + \sinh(2r) \cos(2\nu); \\ X_{xp} &= \frac{2n+1}{2} \sinh(2r) \sin(2\nu); \end{aligned} \quad (5)$$

Exploiting Eq. (2), one can write

$$\text{Tr}[\rho^2] = \frac{1}{2} \int \int d\mathbf{x} d\mathbf{p} W^2(\mathbf{x}; \mathbf{p}); \quad (6)$$

so that, for a Gaussian state

$$= \frac{1}{2} \frac{1}{\text{Det}[\mathbf{X}]} = \frac{1}{2} \frac{1}{X_{xx} X_{pp} - X_{xp}^2}; \quad (7)$$

In terms of n, r and ν , Eq. (7) can then be recast as [32, 33]

$$= \frac{1}{2n+1}; \quad (8)$$

Eq. (8) shows that the purity of a generic Gaussian state depends only on the average number of thermal photons, as one

should expect since displacement and squeezing are unitary operations. Therefore, the measurement of the purity of a Gaussian state is equivalent to the measurement of its average number of thermal photons.

As the last step in connecting to observables we report the expression of the μ_{ij} 's in terms of the Q -function $Q(\alpha)$. This follows from the antinormally ordered expression of the second moments. We have, for instance

$$\langle \hat{x}^2 \rangle = \frac{a^2 + a^{*2} + 2aa^*}{2} \text{I};$$

which, in terms of phase-space variables, corresponds to $\langle x^2 \rangle = \frac{1}{2}$. Therefore, we eventually get

$$\begin{aligned} \langle \hat{x}^2 \rangle &= \text{Tr} \left[\frac{(a + a^*)^2}{2} \right] \\ &= \int \int dx dp Q(x;p) \langle x^2 \rangle \end{aligned}$$

where we have moved from variables α and α^* to variables x and p , previously defined. In much the same way, we obtain

$$\langle \hat{p}^2 \rangle = \int \int dx dp Q(x;p) \langle p^2 \rangle \quad (9)$$

$$\frac{1}{2} \langle \hat{x}\hat{p} + \hat{p}\hat{x} \rangle = \int \int dx dp Q(x;p) x p \quad (10)$$

Since first moments are naturally antinormally ordered, evaluation of first moments of quadratures is easily obtained, and the μ_{ij} 's can be eventually computed.

Gaussian states may be effectively characterized as well by single-quadrature measurements obtained by balanced homodyne detection [34]. Thus a question arises whether or not one really needs to resort to joint measurement of two conjugate quadratures to determine the purity. In particular, since Gaussian states are fully characterized by the first and second moments, it suffices to measure the rotated quadrature $x = (a^* e^{i\phi} + a e^{-i\phi})/\sqrt{2}$ for three different values of ϕ to have a complete characterization of the state, including the measure of its purity. This fact can be proven by reminding that the probability distribution $p(x; \phi)$ of a measurement of x on a state of the form (4) is a Gaussian centered in $x_0 = \text{Re}[a_0 e^{i\phi}]/\sqrt{2}$ with variance

$$= \frac{1}{2} e^{-2r} \cos^2(\phi - \phi_0) + e^{2r} \sin^2(\phi - \phi_0) \quad (11)$$

By measuring three quadratures we directly obtain the purity by comparison of variances. By choosing $\phi = 0; \pi/2; \pi$ we have

$$= 4 \left(\sigma_0^2 + \sigma_{\pi/2}^2 + \sigma_{\pi}^2 \right) - 2 \left(\sigma_0 \sigma_{\pi/2} + \sigma_0 \sigma_{\pi} + \sigma_{\pi/2} \sigma_{\pi} \right) \quad (12)$$

In the next Section, we will compare the two different experimental schemes on the basis of Monte Carlo simulated experiments.

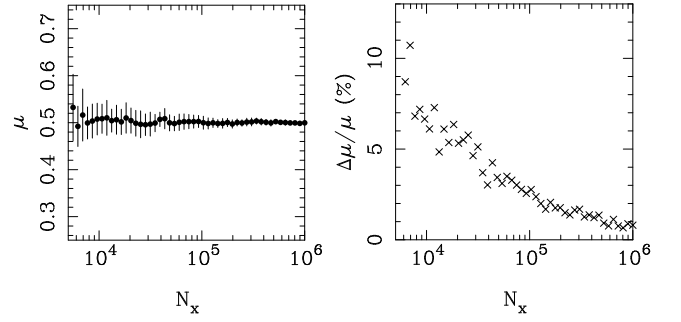


FIG. 1: Effect of the number of data on the Q -function based determination of purity for Gaussian states: results from Monte Carlo simulated experiments. On the left graph we plot the determination of the purity μ versus the number of data N_x for a squeezed thermal state with parameters given by $\phi_0 = 0, \phi = 0, r = 1.5$, corresponding to $\sinh^2 1.5 \approx 4.5$ mean squeezed photons, and a mean number of thermal photons $n = 0.5$. Black circles are the estimated values of purity based on the Q -distributed statistics, vertical bars are the experimental errors (confidence intervals); for a large number of experimental data the errors quickly fall well within the black circles of the estimated values. The theoretical value of purity for all the simulated experimental runs is $\mu = 0.5$. On the right graph we report the relative errors $\Delta\mu/\mu$ versus the number of data for the same squeezed thermal state.

III. MONTE CARLO SIMULATED EXPERIMENTS

As we have seen, in order to evaluate the μ_{ij} 's and then the purity, we need to estimate averages over the Q -function. These estimates can be obtained if one disposes of data distributed according to the Q -function $Q(x;p)$ itself. Indeed, such a distribution can be experimentally reconstructed for a single-mode radiation field through heterodyne [35], eight-port homodyne [36, 37] or six-port homodyne detectors [38], and for atoms by coupling the atom with two light fields and measuring the corresponding phase-shifts [28].

In order to test the effectiveness of the proposed scheme, we have performed a systematic numerical analysis by means of Monte Carlo simulated experiments. The simulations are needed to show the actual independence of the method on the squeezing and displacing parameters, in compliance with Eq. (8). Moreover, they provide a crucial test on the actual possibility of getting reliable (i.e. with reduced fluctuations) determinations of μ in realistic experimental settings and even for most unfavorable states.

The purity μ and its dispersion $\Delta\mu$ have been evaluated from samples of the Q -function, varying the values of the parameters of the simulated Gaussian state. Besides n, r, ϕ , and ϕ_0 , the experimental determination of the Q -function depends on the number N_x of collected data.

We find that μ and $\Delta\mu$ are essentially independent on the complex displacement parameter a_0 and on the squeezing angle ϕ . On the other hand, $\Delta\mu$ does depend on n and r , decreasing with increasing n and decreasing with increasing r .

In Fig. 1 we report the determination of purity for a strongly squeezed thermal state as a function of the number of data. The error on purity is of the order of a few percent for samples

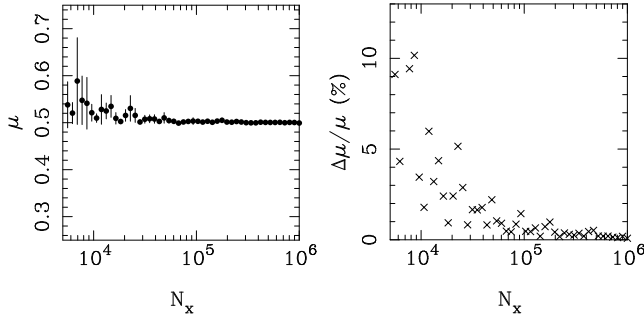


FIG. 2: Effect of the number of data on the determination of purity for Gaussian states by single-quadrature detection: results from Monte Carlo simulated experiments of three quadratures x_0 , x_{-2} , x_{-4} . On the left graph we plot the determination of the purity versus the number of data N_x for the same squeezed thermal state of Fig. 1. Notice that, in this instance, the total number of data N_x corresponds to $N_x=3$ detections for each quadrature. Black circles are the estimated values of purity based on the balanced homodyne statistics, vertical bars are the experimental errors (confidence intervals); for a large number of experimental data the errors quickly fall well within the black circles of the estimated values. The theoretical value of purity for all the simulated experimental runs is $\mu = 0.5$. On the right graph we report the relative errors $\Delta\mu/\mu$ versus the number of data for the same squeezed thermal state.

made of $N_x = 10^5$ data.

In order to compare the determination of μ by the Q -function with that coming from single-quadrature detection, we have simulated the measurement of three quadratures x , $x = 0$; $x = 2$; $x = 4$ by balanced homodyne detection. In Fig. 2 we report the estimated purity [using Eq. (12)] for the same strongly squeezed thermal state of Fig. 1 as a function of the number of data. Some features are immediately evident. First of all one can see that the determination is biased: in the present case the estimated μ is always larger than the true value, while the opposite case occurs by inverting the phase of the squeezing. Therefore the method is very sensitive to the choice of the phase. Moreover, the relative error is not a smooth function of the number of data i.e. the method is not statistically reliable as the joint-measurement one. This is again due to the remarkable dependence of the variances on the phase of the squeezing, a dependence which is instead smoothed out in the measurement of the Q -function. Summing up, for some specific states (as the example considered here) single-quadrature detection may be asymptotically even more efficient than the heterodyne one. However, in general, the number of data needed for the relative error to be below the joint-measurement level is strongly state-dependent. We conclude that the measurement of the Q -function is statistically more reliable and thus more suited for a systematic analysis of the purity of Gaussian states.

Let us now go back to the analysis of the Q -function determination of purity. A smaller number of data is needed to obtain a given precision for states with smaller squeezing. The effect of the squeezing parameter on the determination of purity is illustrated in Fig. 3, where we report μ and $\Delta\mu/\mu$ versus r for Gaussian states with $\phi = 0$, $\phi' = 0$, and $n = 0.5$,

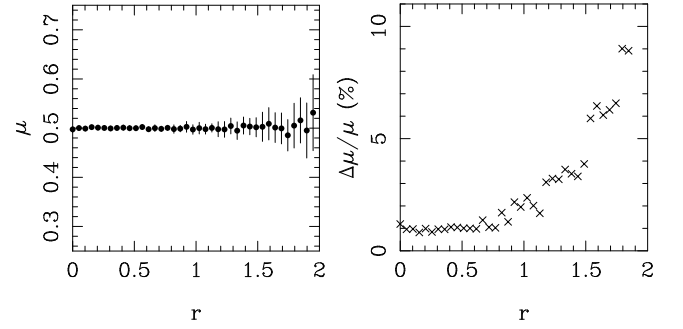


FIG. 3: Effect of squeezing on the Q -function based determination of purity for Gaussian states: results from Monte Carlo simulated experiments. On the left graph we plot the determination of purity versus the squeezing parameter r for Gaussian states with the other parameters fixed at $\phi = 0$, $\phi' = 0$, and $n = 0.5$. Black circles are the determined values of purity based on the Q -distributed statistics, vertical bars are the experimental errors (confidence intervals). For small r the errors are within the black circles. The theoretical value of purity for all the states is $\mu = 0.5$. On the right graph we report the relative errors $\Delta\mu/\mu$ versus the squeezing parameter for the same set of experiments. The number of data in all simulated experiments is $N_x = 3 \cdot 10^4$.

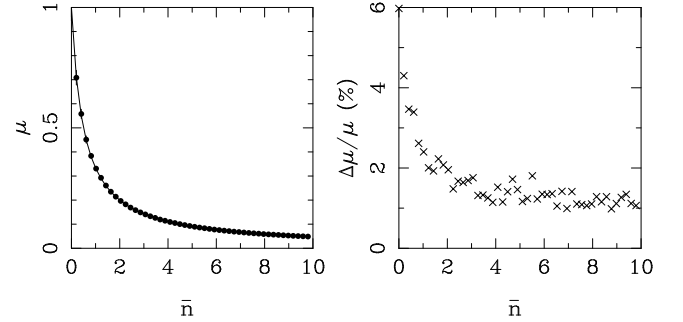


FIG. 4: Effect of thermal photons on the Q -function based determination of purity for Gaussian states: results from Monte Carlo simulated experiments. On the left graph we plot the determination of purity versus the value of n for Gaussian states with the other parameters fixed at $\phi = 0$, $\phi' = 0$, and $r = 1.5$. Black circles are the determined values of purity according to the Q -function statistics, and vertical bars denote the experimental errors (confidence intervals); the latter are within the black circles for essentially all values of n . The solid line reports the theoretical values of μ . On the right graph we report the relative errors $\Delta\mu/\mu$ versus n for the same set of experiments. The number of data in all simulated experiments is $N_x = 10^4$.

and for a number of data $N_x = 3 \cdot 10^4$. Notice that in Fig. 3 the range of r corresponds to a quite large number of mean squeezed photons $0 \leq \sinh^2 r \leq 15$.

In the deep quantum regime, i.e. for small n , fluctuations of μ become more relevant. This is not surprising, since μ is a highly nonlinear function of the second-order moments. However, simulations show that even for highly squeezed (up to $\phi' = 15$ mean squeezed photons) and slightly mixed (down to $n = 0.1$) states, realistic experimental conditions allow a statistically reliable determination of μ that complies with

the theoretical expectation (8), up to an error of a few percent. In Fig. 4 we plot the determination of purity for different squeezed thermal states as a function of the average number of thermal photons n , for samples made of $N_x = 10^5$ data.

From the above analysis we conclude that the joint measurement of two conjugate quadratures provides a statistically reliable method to determine the purity of a generic Gaussian state. This is best achieved with experimental schemes that involve data distributed according to the Husimi Q -function, such as heterodyne and multi-port homodyne detection schemes.

IV. EVOLUTION OF PURITY IN A NOISY CHANNEL

Let us consider the time evolution of an initial, pure or mixed, generic single-mode Gaussian state in presence of noise and damping (and/or pumping) toward a final squeezed thermal state. If τ^{-1} is the photon lifetime in the noisy channel, the evolution of a state is described, in the interaction picture, by the following master equation

$$\dot{\rho} = -\frac{N}{2} L [\rho^V] + \frac{N+1}{2} L [\rho] - \frac{M}{2} D [\rho] + M D [\rho^V] ; \quad (13)$$

where the dot stands for time-derivative and the Lindblad superoperators are defined by

$$L[\rho] = 2\alpha \rho^\dagger - \alpha^\dagger \alpha \rho - \rho \alpha^\dagger \alpha ; \quad (14)$$

$$D[\rho] = 2\alpha \rho - \alpha \alpha^\dagger \rho - \rho \alpha \alpha^\dagger ; \quad (15)$$

M is the correlation function of the bath (which is usually referred to as the squeezing of the bath); it is in general a complex number $M = M_1 + iM_2$, and \overline{M} denotes its complex conjugate, while N is a phenomenological parameter related, as we shall see, to the purity of the asymptotic state. Positivity of the density matrix imposes the important constraint $M \overline{M} \leq N(N+1)$. At thermal equilibrium, i.e. for $M = 0$, N coincides with the average number of thermal photons in the bath. The master equation (13) can be transformed into a Fokker-Planck equation for the Wigner function $W(x;p;t)$. Using the differential representation of the superoperators [31, 39] in Eq. (13), the corresponding Fokker-Planck equation reads as follows

$$\begin{aligned} \dot{W}(x;p;t) = & -\frac{1}{2} (2 + x\partial_x + p\partial_p + \frac{2N+1}{2} \partial_{xx}^2 + \partial_{pp}^2) W \\ & + M_1 \partial_{xx}^2 - \partial_{pp}^2 + 2M_2 \partial_{xp} W(x;p;t) \end{aligned} \quad (16)$$

For a general single-mode Gaussian state of the form (3) one has, in compact notation

$$W = \frac{1}{2\pi} \int d^2X \exp\left(-\frac{1}{2} X^T \Sigma^{-1} X\right) S_X(I) \quad (17)$$

$$+ M_1 S_X(A) + M_2 S_X(B) W ; \quad (17)$$

where $S_X(\cdot)$ denotes the seralian (or siralian) operator, a scalar function of the matrix given by $S_X(\cdot) = \text{Tr}[\cdot X^T X]$. The displaced vector X and the covariance matrix have been previously defined, whereas $I; A; B$ form a basis in the space of 2×2 real symmetric matrices:

$$I = \begin{pmatrix} 1 & 0 \\ 0 & 1 \end{pmatrix} ;$$

$$A = \begin{pmatrix} 1 & 0 \\ 0 & -1 \end{pmatrix} ;$$

$$B = \begin{pmatrix} 0 & 1 \\ 1 & 0 \end{pmatrix} ;$$

For any given real matrix and generic Gaussian states, the seralian operator shows the remarkable property:

$$\int d^2x \int d^2p S_X(\cdot) W(x;p;t) = 0 ; \quad (18)$$

It can be easily shown that this property assures that the last three terms of Eq. (17) [corresponding to diffusion terms in the Fokker-Planck equation (16)] do not enter in the time-evolution equations for the first statistical moments x_0 and p_0 . Such evolution is governed by the drift terms and is described by the following equation for the vector $X_0 = \begin{pmatrix} x_0 \\ p_0 \end{pmatrix}$

$$\dot{X}_0 = \int d^2x \int d^2p \frac{dX}{dt} W = -\frac{1}{2} X_0 ; \quad (19)$$

First moments are damped through the noisy channel: this effect should be expected since it is the mathematical evidence of the absorption of the state's coherent photons.

The evolution of the covariance matrix of the state can be described by monitoring different sets of variables. A good choice of variables is given by the i_j 's, in terms of which the evolution equations decouple. The relations between the variables i_j and the variables x, p , and r are given in Eqns. (5) and (7). Here we recall some further relations that will be useful in the following:

$$\text{Det}[\Sigma] = \Sigma_{xx} \Sigma_{pp} - \Sigma_{xp}^2 = \frac{(2n+1)^2}{4} = \frac{1}{4} ; \quad (20)$$

$$\text{Tr}[\Sigma] = \Sigma_{xx} + \Sigma_{pp} = (2n+1) \cosh(2r) = \frac{\cosh(2r)}{2} ; \quad (21)$$

$$\Sigma_{pp} - \Sigma_{xx} = \frac{\sinh(2r) \cos(2\phi)}{2} ; \quad (22)$$

As we have seen, in the Wigner phase-space picture the expectation values can be computed as phase-space integrals.

The first-order evolution equation for the covariance matrix is thus obtained by straightforward integration, and reads:

$$\dot{\Sigma} = -\left(\begin{array}{cc} 1 & 0 \\ 0 & 1 \end{array}\right) \Sigma; \quad (23)$$

$$\text{with } \Sigma_1 = \frac{1}{2} \begin{pmatrix} (2N+1)+2M_1 & 0 \\ 0 & (2N+1)-2M_1 \end{pmatrix} \quad (24)$$

The matrix Σ_1 , determined by the bath parameters alone, turns out to be the asymptotic covariance matrix. In fact, integration of Eq. (23) yields

$$\Sigma(t) = \Sigma_1 e^{-t} + \Sigma(0) e^{-t}; \quad (25)$$

Eq. (25) shows a simple example of a Gaussian completely positive map [40]. The Gaussian character of the evolved Wigner function can be proven, *a posteriori*, by verifying that a function of the form (3), with covariance matrix given by Eq. (25), indeed solves Eq. (16). In order to be a *bona fide*

covariance matrix, $\Sigma(t)$ must satisfy the usual condition encoding the \hat{x} - \hat{p} uncertainty relations [40, 41]:

$$\Sigma(t) + \frac{i}{2} J \geq 0; \quad (26)$$

$$\text{with } J = \begin{pmatrix} 0 & 1 \\ 1 & 0 \end{pmatrix};$$

It is promptly seen that such a condition is satisfied at any time by the convex combination giving $\Sigma(t)$ in Eq. (25) iff Σ_1 is a legitimate covariance matrix. This last requirement is assured by the necessary constraint $N \geq |M_1|$ that guarantees positivity of the density matrix.

By introducing

$$\Sigma_1 = \frac{1}{2} \begin{pmatrix} (2N+1)^2 & 0 \\ 0 & 4M_1^2 \end{pmatrix};$$

and exploiting Eqns. (20–22) we can eventually express Σ , r and r' as functions of time

$$\Sigma(t) = \frac{1}{2} \begin{pmatrix} (2N+1)^2 & 0 \\ 0 & 4M_1^2 \end{pmatrix} e^{-t} + \Sigma(0) e^{-t} + 2 \sinh(2r_0) M_1 \cos(2r'_0) e^{-t} + 2 \sinh(2r_0) M_2 \sin(2r'_0) e^{-t}; \quad (27)$$

$$\cosh[2r(t)] = \frac{1}{2} \left(\frac{1}{1+4M_1^2} e^{-t} + e^t \frac{\cosh(2r_0)}{2} \right); \quad (28)$$

$$\tan[2r'(t)] = \frac{M_2 \cosh(2r_0) \sin(2r'_0) e^{-t} + \sinh(2r_0) \cos(2r'_0) e^{-t}}{M_1 \cosh(2r_0) \cos(2r'_0) e^{-t} + \sinh(2r_0) \sin(2r'_0) e^{-t}}; \quad (29)$$

where r_0 , r_0 and r'_0 are, respectively, the initial purity and the initial squeezing parameters.

Let us first consider the case $M_2 = 0$, for which the initial state is damped toward a thermal state with mean photon number N [29, 42]. In this case, see Eq. (29), r' is constant in time and does not enter in the expression of Σ . The corresponding solutions for $\Sigma(t)$ and $r(t)$ read then as follows

$$\Sigma(t) = \frac{1}{2} \begin{pmatrix} (2N+1)^2 & 0 \\ 0 & 4M_1^2 \end{pmatrix} e^{-t} + 2 \sinh(2r_0) M_1 \cos(2r'_0) e^{-t} + e^{2t}; \quad (30)$$

$$\cosh[2r(t)] = \frac{1}{2} \left(\frac{1}{1+4M_1^2} e^{-t} + e^t \frac{\cosh(2r_0)}{2} \right); \quad (31)$$

The quantities $\Sigma(t)$ and $r(t)$ in Eqns. (30) and (31) solve the following system of coupled equations

$$\dot{\Sigma} = -\frac{1}{2} \cosh(2r) \Sigma; \quad (32)$$

$$\dot{r} = \frac{1}{2} \sinh(2r); \quad (32)$$

which, in turn, can be directly found working out the basic evolution equation $\dot{\Sigma} = -2\text{Tr}[\Sigma \mathcal{L}]$ as a phase-space integral and exploiting Eqns. (20–22). It is easy to see that, as $t \rightarrow \infty$, $\Sigma(t) \rightarrow \frac{1}{2} \begin{pmatrix} (2N+1)^2 & 0 \\ 0 & 4M_1^2 \end{pmatrix}$ and $r(t) \rightarrow 0$, as one expects,

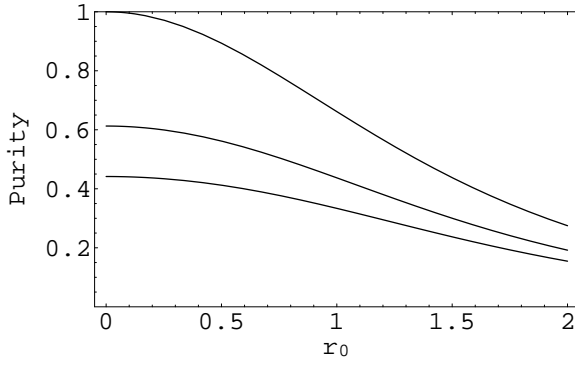


FIG. 5: Plot of the purity ρ for an initially pure Gaussian state ($\rho_0 = 1$) in different non-squeezed ($M = 0$) noisy channels, evaluated at time $t = 1$, as a function of the initial squeezing parameter r_0 . From top to bottom, the value of the mean thermal photon number N that characterizes the different channels is $N = 0$, $N = 0.5$, and $N = 1$ respectively.

since the channel damps (pumps) the initial state to a thermal state with mean photon number N . Therefore, the only constant solution of Eq. (32) is $\rho = \rho_1$, $r = 0$, i.e. only initial non-squeezed states are left unchanged by the evolution in the noisy channel. In fact Eq. (30) shows that $\rho(t)$ is a decreasing function of r_0 : in a non-squeezed channel ($M = 0$), a squeezed state decoheres more rapidly than a non-squeezed one (see Figs. 5 and 6). Let us consider, for instance, an initially pure state in a channel with $N = 1$ (so that $\rho_1 = \frac{1}{3}$); after a time $t = 1$, the ratio of the purity of a state with $r_0 = 1.5$ to the purity of a state with $r_0 = 0$ is 53.7%. This dependence could therefore be relevant for practical purposes. The optimal evolution for the purity, obtained letting $r = 0$ in Eq. (30), reads

$$\rho(t) = \frac{\rho_0 \rho_1}{\rho_0 + e^{-t}(\rho_1 - \rho_0)} : \quad (33)$$

Obviously, $\rho(t)$ is not necessarily a decreasing function of time: if $\rho_0 < \rho_1$ then the initial state will undergo a certain amount of purification, asymptotically reaching the value ρ_1 which characterizes the channel, as shown in Fig. 6. In addition, $\rho(t)$ is not a monotonic function for any choice of the initial conditions. Letting $\rho = 0$ in Eq. (32), and exploiting Eqns. (30) and (31), one finds the following condition for the appearance of a zero of ρ at finite positive times: $\cosh(2r_0) > \max(\frac{\rho_0}{\rho_1}, \frac{1}{\rho_0})$. If this condition is satisfied, then $\rho(t)$ shows a local extremum, in fact a minimum since,

differentiating the first of Eqns. (32) and letting $\rho = 0$, one obtains $r > 0$. This behavior is shown in Fig. 6.

Let us now treat the more general instance $M \neq 0$ of a squeezed thermal bath. Recalling the definition of ρ_1 and exploiting Eqns. (27–29), one easily finds the asymptotic values of the physical parameters r , r' and ρ'

$$\rho_1 = \frac{1}{\frac{(2N+1)^2}{4} + M^2} ; \quad (34)$$

$$\cosh(2r_1) = \frac{1}{1 + 4\frac{M^2}{N}} ; \quad (35)$$

$$\tan(2r'_1) = \frac{M_2}{M_1} : \quad (36)$$

These values characterize the squeezed channel. Eq. (34) shows that, if $M \neq 0$, then N is not simply the mean thermal photon number n of the asymptotic state. One has:

$$N = \frac{\frac{1}{(2n+1)^2 + 4M^2} - 1}{2} :$$

In order to understand the dynamics of purity when $M \neq 0$, it is convenient to write again the expression (27) for $\rho(t)$, using Eqns. (35) and (36) to switch from the complex parameter $M = M_1 + iM_2$ to the asymptotic values of the squeezing parameters r_1 and r'_1 ; one obtains

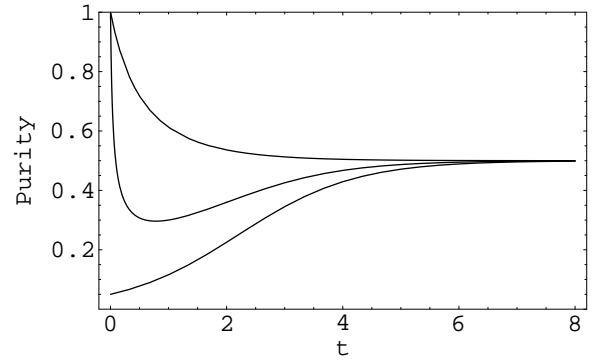


FIG. 6: The purity ρ for various Gaussian states evolving in a channel with $N = 0.5$, $M = 0$, as a function of time. Time is dimensionless and measured in units of τ^{-1} . The upper curve refers to an initial pure coherent state ($r_0 = 0$, $\rho_0 = 1$), the central curve to an initial pure squeezed vacuum ($r_0 = 1.5$, $\rho_0 = 1$), and the lower curve to an initial thermal state with $r_0 = 0$ and $\rho_0 = 0.05$, i.e. $n_0 = 9.5$.

$$\rho(t) = \rho_0 \frac{\frac{2}{\rho_1} - 1}{2} e^{-t^2} + e^{2t} + \frac{2}{1} \frac{\cosh(2r_1) \cosh(2r_0) + \sinh(2r_1) \sinh(2r_0) \cos(2r'_1 - 2r'_0)}{1} e^{-t} e^{-t} : \quad (37)$$

We see from Eq. (37) that $\rho(t)$ is a monotonically decreasing function of the factor $\cos(2r'_1 - 2r'_0)$, which gives the only

dependence on the initial phase ϕ_0 of the squeezing. Thus, for any given ϕ_1 characterizing the squeezing of the bath, $\phi_0 = \phi_1 + \frac{\pi}{2}$ is the most favorable value of the initial angle of squeezing, i.e. the one which allows the maximum purity at a given time. For such a choice, (t) reduces to

$$\rho(t) = \frac{1}{2} \left(\frac{1}{2} + \frac{1}{2} e^{-2\kappa t} + \frac{1}{2} e^{2\kappa t} + 2 \frac{0}{1} \cosh(2r_1 - 2r_0) \frac{1}{2} e^{-\kappa t} e^{\kappa t} \right) : \quad (38)$$

This is a decreasing function of the factor $\cosh(2r_1 - 2r_0)$, so that the maximum value of the purity at a given time is achieved for the choice $r_0 = r_1$, and the evolution of the purity of a squeezed state in a squeezed channel is identical to the evolution of the purity of a non-squeezed state in a non-squeezed channel expressed by Eq. (33) and illustrated in Fig. 6.

In conclusion, for the most general instance of a channel characterized by arbitrary ϕ_1, r_1, ϕ_1 and κ , the initial Gaussian state for which purity is best preserved in time must have a squeezing parameter $r_0 = r_1$ and a squeezing angle $\phi_0 = \phi_1 + \frac{\pi}{2}$, i.e. it must be antisqueezed (orthogonally squeezed) with respect to the bath. The net effect for the evolution of the purity is that the two orthogonal squeezings of the initial state and of the bath cancel each other exactly, thus reproducing the optimal purity evolution of an initial non-squeezed coherent state in a non-squeezed thermal bath.

V. CONCLUSIONS

We have shown that the purity of Gaussian states for continuous variable systems can be operationally determined by the joint measurement of two conjugate quadratures. In order to perform such a measurement, the minimal, necessary and sufficient requirement is that the measurement apparatus records data distributed according to the Husimi quasi-

probability function. We have then verified by Monte Carlo simulated experiments the statistical reliability of the associated measurement schemes, thus proving the possibility of an experimentally realizable characterization of the purity of Gaussian states. We have compared as well the scheme based on the Q-function with the one based on single-quadrature detection, and showed that the former provides a more reliable statistics. Moreover, we have derived an evolution equation for the purity of Gaussian states in noisy channels, both in the case of a thermal and of a squeezed thermal bath. Our analysis shows that the purity is maximized at any given time for an initial coherent state evolving in a thermal bath, or for an initial squeezed state evolving in a squeezed thermal bath whose squeezing is orthogonal to that of the input state. We have focused our attention on the purity of single-mode Gaussian states. The time-evolution of the purity for specific initial non Gaussian states of great physical relevance can be studied, as well as the extension to Gaussian states of multimode systems, both pure and mixed. These topics are currently being explored and will be the subject of forthcoming work.

Acknowledgments

The work of MGAP has been sponsored by INFN through the project PRA-2002-CLON. FI, AS and SDS thank INFN and INFN for financial support. SDS thanks the ESF COSLAB program. FI thanks the ESF BEC2000+ program.

-
- [1] *Quantum Information Theory with Continuous Variables*, S. L. Braunstein and A. K. Pati Eds. (Kluwer, Dordrecht, 2002), and references therein.
 - [2] *Fundamentals of Quantum Information*, D. Heiss Ed. (Springer-Verlag, Berlin Heidelberg, 2002), and references therein.
 - [3] H. P. Yuen and A. Kim, Phys. Lett. A **241**, 135 (1998).
 - [4] G. A. Barbosa, E. Corndorf, P. Kumar, H. P. Yuen, G. M. D'Ariano, M. G. A. Paris, and P. Perinotti, LANL preprint quant-ph/0210089 (2002).
 - [5] F. Grosshans and P. Grangier, Phys. Rev. Lett. **88**, 057902 (2002); F. Grosshans, G. Van Assche, J. Wenger, R. Brouri, N. J. Cerf, and P. Grangier, Nature **421**, 238 (2003).
 - [6] C. Silberhorn, T. C. Ralph, N. Lütkenhaus, and G. Leuchs, Phys. Rev. Lett. **89**, 167901 (2002).
 - [7] C. M. Caves, Phys. Rev. D **23**, 1693 (1981).
 - [8] R. S. Bondurant, P. Kumar, J. H. Shapiro, and M. Maeda, Phys. Rev. A **30**, 343 (1984).
 - [9] B. Yurke, S. L. McCall, and J. R. Klauder, Phys. Rev. A **33**, 4033 (1986).
 - [10] V. Chickarmane and B. Bhawal, Phys. Lett. A **190**, 22 (1994).
 - [11] M. G. A. Paris, Phys. Lett. A **201**, 132 (1995).
 - [12] M. S. Kim, J. Lee, and W. J. Munro, Phys. Rev. A **66**, 030301(R) (2002).
 - [13] K. Banaszek, A. Dragan, K. Wódkiewicz, and C. Radzewicz, Phys. Rev. A **66**, 043803 (2002).
 - [14] J. Eisert, S. Scheel, and M. B. Plenio, Phys. Rev. Lett. **89**, 137903 (2002); G. Giedke and J. I. Cirac, Phys. Rev. A **66**, 032316 (2002); J. Fiurasek, Phys. Rev. Lett. **89**, 137904 (2002).
 - [15] WangXiang-bin, Phys. Rev. A **66**, 064304 (2002).
 - [16] R. Filip, J. Opt. B **4**, 202 (2002).
 - [17] R. Filip and L. Mista, LANL preprint quant-ph/0204105 (2002).
 - [18] A. S. Holevo, in *Proceedings of the 4th Int'l Conf. on Quantum Communication, Measurement and Computing*, P. Kumar, G. M. D'Ariano, and O. Hirota Eds. (Plenum Press, New York, 1998).
 - [19] R. Simon, Phys. Rev. Lett. **84**, 2726 (2000).
 - [20] L.-M. Duan, G. Giedke, J. I. Cirac, and P. Zoller, Phys. Rev. Lett. **84**, 2722 (2000); G. Giedke, B. Kraus, M. Lewenstein,

- and J. I. Cirac, Phys. Rev. Lett. **87**, 167904 (2001).
- [21] A. K. Ekert, C. M. Alves, D. K. L. Oi, M. Horodecki, P. Horodecki, and L. C. Kwak, Phys. Rev. Lett. **88**, 217901 (2002).
 - [22] R. Filip, Phys. Rev. A **65**, 062320 (2002).
 - [23] M. Hendrych, M. Dusek, R. Filip, and J. Fiurasek, LANL preprint quant-ph/0208091.
 - [24] G. M. D'Ariano, M. G. A. Paris, and M. F. Sacchi, *Quantum tomography*, to appear in *Advances in Imaging and Electron Physics* (2003).
 - [25] G. M. D'Ariano and M. G. A. Paris, Phys. Lett. A **233**, 49 (1997).
 - [26] E. Arthurs and L. J. Kelly Jr., Bell Syst. Tech. J. **44**, 725 (1965).
 - [27] S. Stenholm, Ann. Phys. (N.Y.) **218**, 233 (1992).
 - [28] W. L. Power, S. M. Tan, and M. Wilkens, J. Mod. Opt. **44**, 2591 (1997).
 - [29] S. M. Barnett and P. M. Radmore, *Methods in Theoretical Quantum Optics* (Clarendon Press, Oxford, 1997).
 - [30] G. Adam, J. Mod. Opt. **42**, 1311 (1995).
 - [31] D. Walls and G. Milburn, *Quantum optics* (Springer Verlag, Berlin, 1994).
 - [32] P. Marian and T. A. Marian, Phys. Rev. A **47**, 4474 (1993).
 - [33] V. V. Dodonov, J. Opt. B **4**, S98 (2002).
 - [34] G. M. D'Ariano, M. G. A. Paris, and M. F. Sacchi, Phys. Rev. A **62**, 023815 (2000).
 - [35] J. H. Shapiro and S. S. Wagner, IEEE J. Quantum Electron QE **20**, 803 (1984); H. P. Yuen and J. H. Shapiro, IEEE Trans. Inform. Theory IT **26**, 78 (1980).
 - [36] N. G. Walker and J. E. Carroll, Opt. Quantum Electr. **18**, 355 (1986); N. G. Walker, J. Mod. Opt. **34**, 15 (1987); Y. Lay and H. A. Haus, Quantum Opt. **1**, 99 (1989).
 - [37] M. Freyberger and W. Schleich, Phys. Rev. A **47**, 30 (1993); U. Leonhardt and H. Paul, Phys. Rev. **47**, 2460 (1993).
 - [38] A. Zucchetti, W. Vogel, and D.-G. Welsch, Phys. Rev. A **54**, 856 (1996); M. G. A. Paris, A. Chizhov, and O. Steuernagel, Opt. Comm. **134**, 117 (1997).
 - [39] G. M. D'Ariano, C. Macchiavello, and M. G. A. Paris, *Information gain in quantum communication channels*, in *Quantum Communications and Measurements*, O. Hirota and M. Ozawa Eds. (Plenum Press, New York, 1995).
 - [40] J. Eisert and M. B. Plenio, Phys. Rev. Lett. **89**, 097901 (2002).
 - [41] R. Simon, E. C. G. Sudarshan, and N. Mukunda, Phys. Rev. A **36**, 3868 (1987).
 - [42] P. Marian and T. A. Marian, Phys. Rev. A **47**, 4487 (1993).