

The Brody-Hughston Fisher Information Metric

Paul B. Slater

ISBER, University of California, Santa Barbara, CA 93106-2150

e-mail: slater@itp.ucsb.edu, FAX: (805) 893-7995

(May 3, 2019)

We study the interrelationships between the Fisher information metric recently introduced, on the basis of maximum entropy considerations, by Brody and Hughston (J. Math. Phys. 41, 2586 [2000]), and the monotone metrics. This *new* metric turns out to be *not* strictly monotone in nature, and to yield a prior probability distribution over the Bloch sphere of two-level quantum systems that is *less* noninformative than those obtained from any of the monotone metrics, even the *minimal* monotone (Bures) metric. We approximate the additional information contained in the Brody-Hughston prior over that contained in the Bures prior using *four* pairs of spin measurements.

PACS Numbers 03.67.-a, 03.65.Wj, 2.50.Tt, 02.40.Ky

In one of their numerous recent contributions [1–4] to the study of the geometry of quantum mechanics, Brody and Hughston (BH) developed a “method for representing probabilistic aspects of quantum systems by means of a density function on the space of pure quantum states,” a maximum entropy argument allowing them “to obtain a natural density function that only reflects the information provided by the density matrix” [1]. (A similarly-motivated study — based, in part, on extensive work of Band and Park [5,6] — can be found in [7].) BH indicated how to associate a Fisher information metric to their family of density functions (*i. e.*, probability distributions), each distribution, of course, corresponding to a density matrix.

In this study, we investigate, in the context of the two-level quantum systems, the interrelationships of the BH (Fisher information) metric to the important, fundamental class of (stochastically) monotone metrics [8–11]. The monotone metrics are *quantum* extensions of the (classically *unique*) Fisher information metric. Let us note, in particular, that the much studied *Bures* metric [12–15], in fact, plays the role of the *minimal* monotone metric. A number of other (non-minimal) monotone metrics have been subjects of detailed investigation, as well [16–18].

First, we find that while the *normal/tangential* component of the BH metric over the Bloch sphere of two-level quantum systems appears to be consistent with monotonicity, its *radial* component is conclusively *not* (cf. [19]). Also, as a prior distribution for Bayesian analyses, the normalized *volume element* (p_{BH}) of the BH metric proves to be considerably *less* noninformative in nature than *any* of the normalized volume elements of the monotone metrics (even including the Bures/*minimal* monotone metric). Following the work in [20,21], we approximate the additional information so contained in p_{BH} over that contained in the prior (p_B) based on the Bures metric. This is accomplished using a *likelihood* function based on *four* pairs of specially selected spin measurements. Despite this noninformativity disparity, a certain strong congruence between the BH and Bures metrics emerges.

BH showed (by integration of a Gaussian distribution) that their generating function for the two-level quantum systems could be written as [1, eq. (18)],

$$Z(\lambda) = (2\pi)^3 \frac{e^{-\lambda_2} - e^{-\lambda_1}}{\lambda_1 - \lambda_2}, \quad (1)$$

where λ_1 and λ_2 are the eigenvalues of the corresponding 2×2 density matrix. The Hessian matrix of $\ln Z(\lambda)$ [1, eq. (16)] then has the interpretation of being a Fisher information matrix on the parameter space of the (three-dimensional) family of BH probability distributions.

Choosing to parameterize the 2×2 density matrices (ρ) by Cartesian coordinates (x_1, x_2, x_3) in the Bloch sphere,

$$\rho = \frac{1}{2} \begin{pmatrix} 1 + x_1 & x_2 + ix_3 \\ x_2 - ix_3 & 1 - x_1 \end{pmatrix}, \quad \sum_{i=1}^3 x_i^2 \leq 1 \quad (2)$$

we have that $\lambda_1, \lambda_2 = \frac{1 \pm \sqrt{\sum_{i=1}^3 x_i^2}}{2}$, so that the generating function (1) can be reexpressed as

$$Z(x_1, x_2, x_3) = 16\pi^3 \frac{\sinh \frac{1}{2} \sqrt{\sum_{i=1}^3 x_i^2}}{\sqrt{e} \sqrt{\sum_{i=1}^3 x_i^2}}. \quad (3)$$

Then, computing the corresponding Fisher information matrix, $\|\frac{\partial^2 \ln Z(x_1, x_2, x_3)}{\partial x_i \partial x_j}\|$, and converting to spherical coordinates $(x_1 = r \cos \theta, x_2 = r \sin \theta \cos \phi, x_3 = r \sin \theta \sin \phi)$, we obtain the BH Fisher information metric for the two-level quantum systems,

$$ds_{BH}^2 = \frac{4 - r^2 \text{csch}^2(\frac{r}{2})}{4r^2} dr^2 + \frac{r \coth(\frac{r}{2}) - 2}{2r^2} dn^2, \quad (4)$$

where for the normal (as opposed to radial) component of the metric, $dn^2 = r^2 d\theta^2 + r^2 \sin^2 \theta d\phi^2$. Now, in spherical coordinates, a monotone metric on the space of 2×2 density matrices must assume the form [8, eq. (17)],

$$ds_{monotone}^2 = \frac{1}{1-r^2} dr^2 + \frac{1}{1+r} g\left(\frac{1-r}{1+r}\right) dn^2. \quad (5)$$

Here, $g(t) = 1/f(t)$, where $f(t)$ is an *operator* monotone function on the positive real axis such that $f(t) = tf(t^{-1})$ for every $t > 0$ [8, Thm. 3.1]. (A function f is called operator monotone if for all pairs of Hermitian operators satisfying $A \geq B$, that is $A - B$ is positive semidefinite [all eigenvalues of $A - B$ being nonnegative], we have $f(A) \geq f(B)$ [22].)

So, since the radial component in the BH (Fisher information) metric (4) is *not* identically equal to $\frac{1}{1-r^2}$, we can conclude that this BH metric does not strictly fulfill the role of a monotone metric over the two-level quantum systems in the sense of Petz and Sudár [8]. In Fig. 1 we display these two radial components. (In the vicinity of the fully mixed state, $r = 0$, the two radial components both behave approximately as constants, that is, $1/12$ in the BH case and 1 in the general monotone case.)

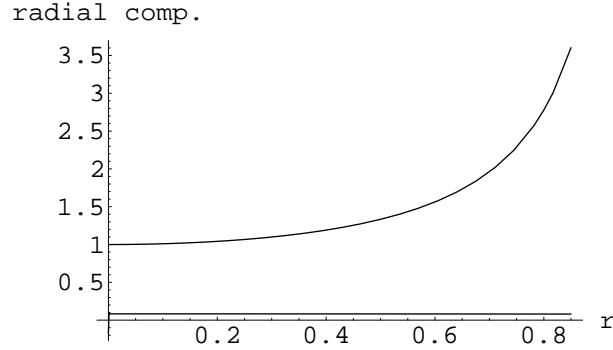


FIG. 1. Radial components of an arbitrary monotone metric (5) — the upper curve — and the BH metric (4)

However, if we equate the *normal* components of the two metrics ((4), (5)), we obtain (setting first $r = (1-t)/(1+t)$ and then taking $f(t) = 1/g(t)$),

$$f(t) = - \left(\frac{(-1+t)^2}{2(1+t) + (-1+t) \coth(\frac{1-t}{2+2t})} \right). \quad (6)$$

A plot (Fig. 2) of $f(t)$, along with the first-order series expansion of $f(t)$ about $t = 0$,

$$f(t) \approx \frac{-3 + 4e - e^2 + (7 - 16e + 5e^2)t}{(e-3)^2} \approx 6.09929 + 5.70491t = 12(.508274 + .47541t), \quad (7)$$

reveals $f(t)$ to clearly be a monotonic (remarkably *linearly* increasing) function on $[0,1]$. (Whether or not $f(t)$ also fulfills the criteria to be an *operator* monotone function remains to be formally determined, however.)

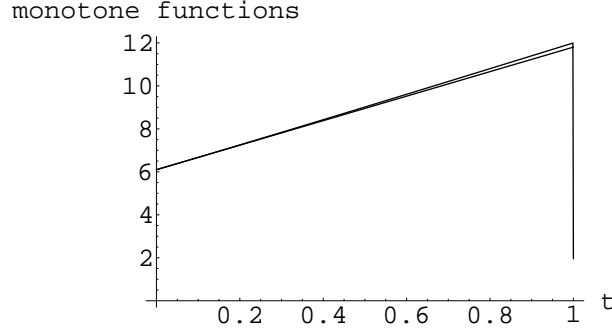


FIG. 2. Monotone function (6) imputed to the normal component of the BH Fisher information metric (4) on the two-level quantum systems, along with its (slightly smaller) linear approximation for $t \in [0, 1]$

If we were to scale $f(t)$ by 12 so it met the “Fisher-adjustment” requirement (satisfied by *all* monotone metrics) of having the value 1 at $t = 1$, it would then have the value .508274 at $t = 0$, remarkably close to the requirement of equalling .5 (met *only* by the Bures metric) for “Fubini-Study-adjustment” (on the pure states) [23]. Also, for the Bures metric, $f(t) = .5 + .5t$, which rather closely resembles $.508274 + .47541t$, obtained *via* the series expansion (7).

The *volume element* of the BH Fisher information metric (4) is

$$\frac{(r \coth(\frac{r}{2}) - 2) \sqrt{4 - r^2 \operatorname{csch}^2(\frac{r}{2})} \sin \theta}{4r}. \quad (8)$$

This can be normalized to a probability distribution (“Jeffreys’ prior”, in Bayesian terminology) — which we will denote by p_{BH} — over the Bloch sphere (unit ball in Euclidean 3-space) by dividing by its integral (.0983103) over the Bloch sphere. If we insert this particular value into the general formula for the asymptotic minimax/maximin redundancy for *universal* (classical) data compression [24, eq. (1.4)] (cf. [25]),

$$\frac{d}{2} \ln \frac{n}{2\pi e} + \ln \int \sqrt{\det I(\psi)} d\psi + o(1), \quad (9)$$

where d corresponds to the dimensionality of the family of BH probability distributions for which the Fisher information matrix $I(\psi)$ is being computed, we get

$$\frac{3}{2} \ln n - 6.57644 + o(1). \quad (10)$$

Here n is the number of observations and we take $d = 3$ and $\sqrt{\det I(\psi)} = .0983103$. For the universal *quantum* coding of two-level quantum systems [25] (cf. [26–28]), on the other hand, the asymptotic minimax/maximin redundancy (which turns out, quite remarkably, to be intimately associated with the particular monotone metric given by the *exponential* or *identric* mean $(1/e)(b^b/a^a)^{1/(b-a)}$ of numbers a and b — the Bures metric itself simply being associated with the *arithmetic* mean $(a + b)/2$ [8]) is [29],

$$\frac{3}{2} \ln n - 1.77062 + o(1). \quad (11)$$

The normalized form of the volume element of the (exponential/identric) monotone metric which yields this quantum coding result is

$$p_{GKS} = .226321(1 - r)^{\frac{1}{2r} - 1}(1 + r)^{-\frac{1}{2r} - 1}r^2 \sin \theta. \quad (12)$$

The BH Fisher information metric tensor *dominates* both the Bures (minimal monotone) and the *maximal* monotone (right logarithmic) metric tensor over the entire Bloch sphere, and therefore all the (intermediate) monotone metric tensors. That is, if one subtracts the tensor for any monotone metric from the BH one, the eigenvalues of this difference are always nonnegative.

In [20] it was found that the normalized volume element of the *Morozova-Chentsov* monotone metric,

$$p_{MC} = 0.00513299(1 - r^2)^{-\frac{1}{2}} \log^2 \left[\frac{(1 - r)}{(1 + r)} \right] \sin \theta, \quad (13)$$

yielded a highly *noninformative* prior (a desideratum in Bayesian analyses) in the class of monotone metrics. By applying the original test of Clarke [21] (implemented, in part, in [20]), we are now able to reach the conclusion that p_{MC} is also considerably more noninformative than p_{BH} .

To develop our argument, let us denote the *relative entropy* of a probability distribution p with respect to another such distribution q by $D(p||q)$. Then, we compute $D(p_{MC}||p_{BH}) = 1.99971$ and $D(p_{BH}||p_{MC}) = 1.08908$. We regard p_{MC} , p_{BH} as *prior* distributions over the Bloch sphere and convert them to *posterior* distributions $P_{MC}^{(3)}$, $P_{BH}^{(3)}$ by multiplying them by the *likelihood*, $\Pi_{i=1}^3 \frac{(1-x_i^2)}{2}$, that *three* pairs of measurements in the x_1, x_2 and x_3 directions each yield one “up” and one “down” (the likelihood function principally employed in [20]). Normalizing the results, we are able to obtain that $D(P_{BH}^{(3)}||p_{MC}) = 1.43453$ and $D(P_{MC}^{(3)}||p_{BH}) = 1.67748$. Since by *adding* information to p_{MC} we render it *closer* to p_{BH} (that is, $1.67748 < 1.99971$), but *not* vice versa ($1.43453 > 1.08908$), the indicated conclusion is reached. These inequalities continue to hold (although not so strongly) if instead of imagining three pairs of measurements, we take *six*, two pairs in each direction, with two “ups” and two “downs” resulting. Then, we have that $D(P_{BH}^{(6)}||p_{MC}) = 1.698$ (which is *still* less than 1.99971) and $D(P_{MC}^{(6)}||p_{BH}) = 1.74938$. But this phenomenon stemming from the incorporation of additional information into p_{MC} does not continue indefinitely, since $D(P_{MC}^{(9)}||p_{BH}) = 2.02251$, which is now *larger* than $D(p_{MC}||p_{BH}) = 1.99971$. (We also computed here that $D(p_{MC}||p_{GKS}) = .386051$, $D(p_{GKS}||p_{MC}) = .329118$ and $D(P_{MC}^{(3)}||p_{GKS}) = .188481$, $D(P_{GKS}^{(3)}||p_{MC}) = .771068$, so p_{MC} is more noninformative than p_{GKS} .)

Since the Morozova-Chentsov prior probability distribution was just found to be considerably more noninformative than p_{BH} , we investigated whether the *least* noninformative prior distribution based upon a monotone metric [20], that is, the Bures (minimal monotone) distribution,

$$p_B = \frac{r^2 \sin \theta}{\pi^2 \sqrt{1 - r^2}}, \quad (14)$$

was yet itself more noninformative than p_{BH} . This, in fact, turned out to be the case, since $D(p_{BH}||p_B) = .221827$, $D(p_B||p_{BH}) = .342287$, $D(P_{BH}^{(3)}||p_B) = .432781$ and $D(P_B^{(3)}||p_{BH}) = .2343$, which is *less* than .342287. Also $D(P_{BH}^{(6)}||p_B) = .662496$, $D(P_B^{(6)}||p_{BH}) = .306664$, which is still less than .342287, but $D(P_B^{(9)}||p_{BH}) = .432335$. So, the pattern is similar to that observed for p_{MC} , that is, the improvement of noninformativity for the monotone metric prior over p_{BH} breaks down for *nine* pairs of measurements. So, the posterior distributions based on *three* pairs of measurements in mutually orthogonal directions — in both the Morozova-Chentsov and Bures case — give the best approximations, in terms of relative entropy, to p_{BH} .

In Fig. 3 we show three one-dimensional *marginal* probability distributions (obtained by integrating out θ, ϕ) over the radial coordinate r of p_{BH} , p_B and $P_B^{(3)}$. The marginal distribution of p_{BH} is the most linear in nature of the three curves, while that for p_B is the most *steeply* ascending of the three, so it can be seen — in line with our computations — that the marginal for the remaining curve, the posterior $P_B^{(3)}$, is superior to the marginal for p_B in approximating the marginal for the Brody-Hughston prior probability distribution p_{BH} .

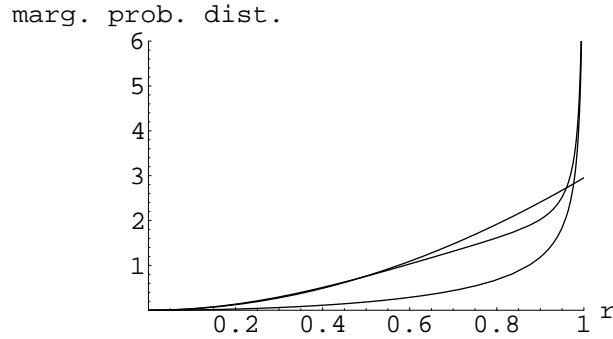


FIG. 3. Marginal (one-dimensional) probability distributions over the radial coordinate r of p_{BH} (the most linear of the three curves), p_B (the most steeply ascending) and the posterior $P_B^{(3)}$, which provides a superior approximation to p_{BH} than does p_B .

In Fig. 4 we replace $P_B^{(3)}$ in Fig. 3 with $P_{BH}^{(3)}$, thereby revealing graphically that adding information to p_{BH} makes it *less* resemble p_B , as our computations in terms of relative entropy had indicated.

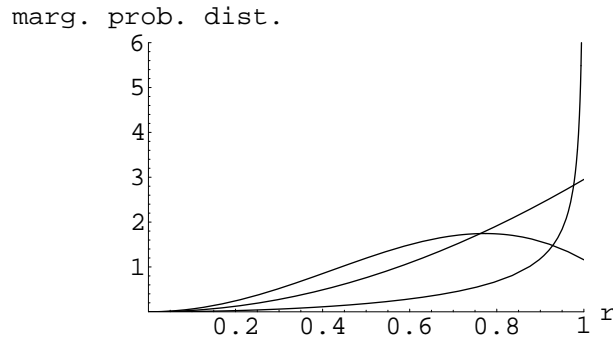


FIG. 4. Same as Fig. 3, but for the replacement of $P_B^{(3)}$ by $P_{BH}^{(3)}$, which is *downward-sloping* for $r > .7727551$ and *less* resembles p_B — in terms of relative entropy — than does p_{BH} itself.

To continue further along these lines, we postulated a likelihood based on *four* pairs of measurements, using the four diameters of the Bloch sphere obtained from the vertices of an inscribed cube, each pair yielding an “up” and a “down”. Then, adopting our earlier notation, we found that $D(P_B^{(4/cube)} || p_{BH}) = .0774351$, much *smaller* than any of our previous relative entropy distances. In Fig. 5, we show these two density functions.

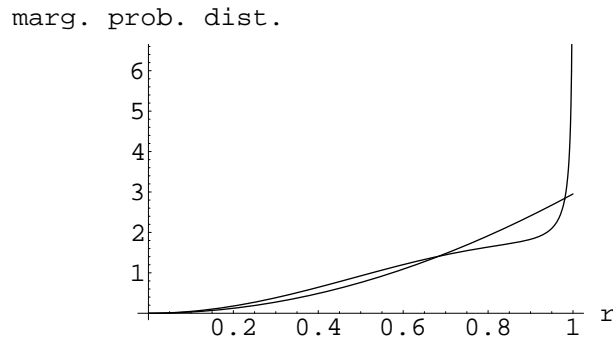


FIG. 5. The (relatively flat) BH Fisher information distribution p_{BH} along with our best approximation to it, the posterior distribution $P_B^{(4/cube)}$ formed from the Bures prior p_B and the likelihood that *four* pairs of spin measurements, each oriented along one of the four diameters formed by an inscribed cube, will each yield an “up” and a “down”

We then proceeded similarly, but now using *six* axes of spin measurement, based on an inscribed (regular) *icosahe-*

dron. We obtained a larger (that is, inferior) figure of merit, $D(P_B^{(6/\text{icos})}||p_{BH}) = .122255$.

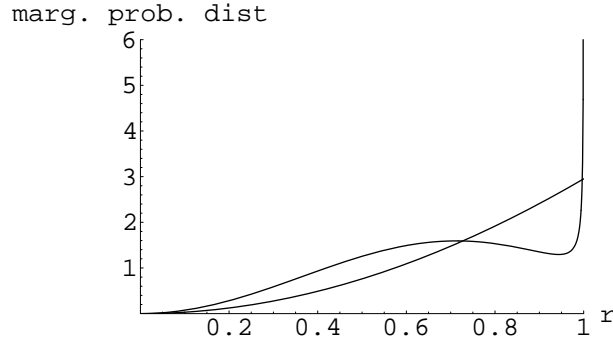


FIG. 6. The posterior distribution $P_B^{(4/\text{cube})}$ in Fig. 5 is replaced by (the more wiggly) $P_B^{(6/\text{icos})}$

With *ten* axes of spin measurement, based on an inscribed (regular) *dodecahedron*, we obtained a still larger relative entropy, $D(P_B^{(10/\text{dode})}||p_{BH}) = .456816$.

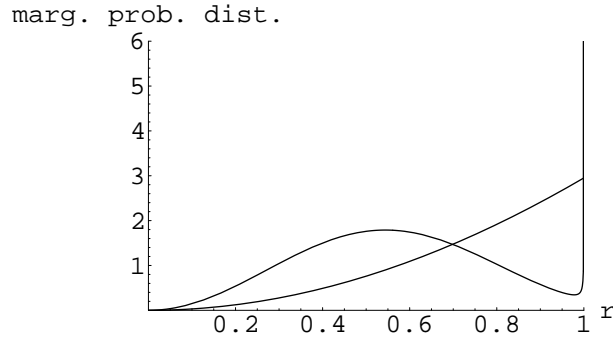


FIG. 7. The posterior distribution $P_B^{(4/\text{cube})}$ in Fig. 5 is replaced by (the more wiggly) $P_B^{(10/\text{dode})}$

So, of the Platonic solids [30], we have been able to approximate p_{BH} most closely with the use of the *cube*. (Of course, our initial use above and in [20] of *three* mutually orthogonal axes of measurement corresponds to the use of an *octahedron*.) Exploratory efforts of ours employing *non-separable* measurements [31] for the construction of likelihood functions to use for converting the Bures prior probability distribution p_B to posteriors to well approximate p_{BH} , have not so far been at all successful.

In conclusion let us note that in their paper [1], “Information content for quantum states,” which has formed the starting point for our analyses here, Brody and Hughston sought the probability distribution over the pure states that was “*least informative* (their emphasis), subject to the condition that it is consistent with the prescribed density matrix”. It would seem somewhat paradoxical, then, at least at first glance, that the normalized volume element (which we have denoted by p_{BH}) of the BH Fisher information metric for this family of entropy-maximizing (information-minimizing) probability distributions over the pure states, should itself be relatively informative in nature (at least in comparison with the normalized volume elements of the monotone metrics). This phenomenon has been evidenced here by our application of the interesting Bayesian methodology of Clarke [20,21].

ACKNOWLEDGMENTS

I would like to express appreciation to the Kavli Institute for Theoretical Physics for computational support in this research.

- [1] D. C. Brody and L. P. Hughston, J. Math. Phys. 41, 2586 (2000).
- [2] D. C. Brody and L. P. Hughston, J. Geom. Phys. 38, 19 (2001).
- [3] D. C. Brody and L. P. Hughston, R. Soc. Lon. Proc. Ser. A Math. Phys. Eng. Sci. 454, 2445 (1998).
- [4] D. C. Brody and L. P. Hughston, *The Geometry of Statistical Physics* (Imperial College Press, London, scheduled for 2003).
- [5] W. Band and J. L. Park, Found. Phys. 6, 249 (1976).
- [6] W. Band and J. L. Park, Found. Phys. 7, 705 (1977).
- [7] P. B. Slater, Phys. Lett. A 159, 411 (1991).
- [8] D. Petz and C. Sudár, J. Math. Phys. 37, 2662 (1996).
- [9] A. Lesniewski and M. B. Ruskai, J. Math. Phys. 40, 5702 (1999).
- [10] J. Dittmann, Linear Algebra Appl. 315, 83 (2000).
- [11] M. R. Grasselli and R. F. Streater, Inf. Dim. Analysis, Quantum Prob. 4, 173 (2001).
- [12] S. L. Braunstein and C. M. Caves, Phys. Rev. Lett. 72, 3439 (1994).
- [13] J. Twamley, J. Phys. A 29, 3723 (1996).
- [14] J. Dittmann, Lett. Math. Phys. 46, 281 (1998).
- [15] P. B. Slater, Quant. Info. Process. (2003) (to appear).
- [16] P. B. Slater, Lett. Math. Phys. 52, 343 (2000).
- [17] P. Gibilisco and T. Isola, Inf. Dim. Anal. Quant Prob. Rel. Top. 4, 553 (2001).
- [18] J. Dittmann, Lin. Alg. Applic. 315, 83 (2000).
- [19] M. Ozawa, Phys. Lett. A 268, 158 (2000).
- [20] P. B. Slater, Phys. Lett. A 247, 1 (1998).
- [21] B. S. Clarke, J. Amer. Statist. Assoc. 91, 173 (1996).
- [22] R. Bhatia, *Matrix Analysis* (Springer, 1997).
- [23] H.-J. Sommers and K. Życzkowski, *Bures volume of the set of mixed states* (in preparation).
- [24] B. S. Clarke and A. R. Barron, IEEE Trans. Inf. Th. 36, 453 (1990).
- [25] C. Krattenthaler and P. B. Slater, IEEE Trans. Inf. Th. 46, 801 (2000).
- [26] R. Jozsa, M. Horodecki, P. Horodecki, and R. Horodecki, Phys. Rev. Lett. 81, 1714 (1998).
- [27] M. Hayashi and K. Matsumoto, quant-ph/0209124.
- [28] A. Kaltchenko and E.-H. Yang, quant-ph/0302174.
- [29] H. Grosse, C. Krattenthaler, and P. B. Slater, *Asymptotic redundancies for universal quantum coding. II* (in preparation).
- [30] M. Atiyah and P. Sutcliffe, math-ph/0303071.
- [31] P. B. Slater, J. Phys. A 37, 7029 (2001).