

Robust long-distance entanglement and a loophole-free Bell test with ions and photons

Christoph Simon^{1,2} and William T. M. Irvine^{2,1}¹ Department of Physics, University of Oxford, Parks Road, Oxford OX1 3PU, United Kingdom² Department of Physics, University of California, Santa Barbara, CA 93106

(Dated: April 16, 2019)

Two trapped ions that are kilometers apart can be entangled by the joint detection of two photons, each coming from one of the ions, in a basis of entangled states. Such a detection is possible with linear optical elements. The use of two-photon interference allows entanglement distribution without interferometric sensitivity to the path length of the photons. The present method of creating entangled ions also opens up the possibility of a loophole-free test of Bell's inequalities.

Two parties that share entanglement can use it to perform quantum cryptography [1, 2] or other quantum communication tasks, such as quantum teleportation [3]. The creation of entanglement between very distant locations is thus an important goal. Owing to the unavoidable presence of transmission losses and errors, long-distance entanglement creation is likely to require some kind of quantum repeater protocol. The protocol of Ref. [4] starts by establishing entanglement between nodes that are separated by some basic distance, followed by entanglement swapping and entanglement purification procedures performed at all nodes that lie between the two desired endpoints.

Photons are the optimal systems for entanglement distribution because they propagate fast and can preserve their coherence over long distances. For entanglement swapping and purification, it is advantageous to have systems that can be stored easily and between which quantum gates can be realized efficiently. It is also essential that the systems used have coherence times that exceed the times required for photons to propagate over long distances. Trapped ions are natural candidates that fulfill all the above requirements.

In a recent proposal for long-distance quantum communication [5] entanglement between atomic ensembles, which can also have long coherence times, is established by the detection of a single photon that could have been emitted by either ensemble. This method of entanglement creation was inspired by Ref. [6]. Here we propose a scheme where distant trapped ions are entangled by the joint detection of two photons, one coming from each ion. The two-photon detection, which only requires linear optical elements and single-photon detectors, realizes a partial Bell state analysis [7, 8], such that for half of the possible outcomes the two distant ions are projected into entangled states. A practical advantage of using two-photon interference for the creation of long-distance entanglement is that it is insensitive to the phase accumulated by the photons on their way from the ions to the place where they are detected. It is thus not necessary to achieve long-distance interferometric stability, allowing robust entanglement creation. The use of two-photon interference also helps to improve the efficiency of the entanglement distribution because no restriction

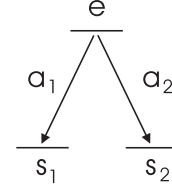


FIG. 1: Levelscheme used for entanglement distribution.

on the emission probability has to be imposed.

One distinguishing feature of ions is that the quantum state detection can be performed with almost perfect efficiency. In combination with the proposed scheme for entanglement creation between distant ions, this opens up the possibility of realizing a final experimental test of Bell's inequality [9] that closes both significant loopholes simultaneously.

The violation of Bell's inequality by entangled quantum systems shows that quantum physics is not compatible with local realism. For a rigorous experimental demonstration of the violation (i) the settings of the detection apparatus of two distant observers have to be changed randomly so fast that no information about the settings can travel from one observer to the other during the course of each measurement, and (ii) the detection efficiency has to be so high that there is no possibility for systems to selectively escape detection depending on the apparatus settings. Experiments not meeting these two conditions are said to leave open the locality and detection loopholes, respectively, for the existence of local hidden variables. The locality loophole was addressed in experiments with entangled photons [10, 11], and the detection loophole in an experiment with trapped ions [12], but closing the two in a single experiment has so far remained an elusive goal, despite several proposals [13]. Here we argue that based on the scheme outlined above, which combines the strengths of photons and ions, such a final Bell experiment seems within reach of current technology.

We will now describe the proposed protocol in more detail, starting with the establishment of entanglement between a pair of ions shared by two parties, Alice and Bob. Each party starts out with an ion that contains a

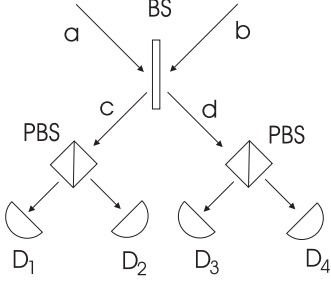


FIG. 2: Partial Bell state analyser as implemented in Ref. [8]. One photon comes in through mode a, the other through mode b. Only if the two photons are in the antisymmetric Bell state $j = i$ of Eq. (2), there will be one photon in each output mode of the first beam splitter (BS), c and d. Therefore a coincidence detection between D_1 and D_3 or D_2 and D_4 identifies this state. This was first pointed out in Ref. [7]. If the photons are in the state $j = i$, they both go into c or both into d, and are then split by the subsequent polarizing beam splitters (PBS), because they have orthogonal polarizations. Therefore coincidences between D_1 and D_2 or between D_3 and D_4 signify a state $j = i$. For the two other Bell states $j = i$ and $j = i$ both photons go to the same detector.

Lambda system of levels as shown in Fig. 1. The excited state $|j\rangle_i$ can decay into two degenerate metastable states $|j_1\rangle_i$ and $|j_2\rangle_i$ by emitting a photon into one of the two orthogonal polarization modes a_1 or a_2 . The degeneracy of s_1 and s_2 is important to ensure indistinguishability of the photons later on. For simplicity we will assume that the transition probabilities for $e \rightarrow s_1$ and $e \rightarrow s_2$ are identical as well. If this is not the case, it can be compensated by selective attenuation of one polarization during transmission.

The protocol starts by exciting both ions to the state $|j\rangle_A |j\rangle_B$. Emission of a photon by each ion leads to the state

$$\frac{1}{2} [|j_1\rangle_A |a_1^y\rangle + |j_2\rangle_A |a_2^y\rangle] [|j_1\rangle_B |b_1^y\rangle + |j_2\rangle_B |b_2^y\rangle] |j\rangle_i; \quad (1)$$

so that each ion is now maximally entangled with the photon it has emitted. The photons from A and B now propagate to some intermediate location where a partial Bell state analysis is performed. Fig. 2 shows the well-known method for detecting the two states

$$|j = i\rangle = \frac{1}{\sqrt{2}} (|a_1^y\rangle |b_2^y\rangle - |a_2^y\rangle |b_1^y\rangle) |j\rangle_i \quad (2)$$

using only linear optical elements.

Detection of the two photons in the state $|j = i\rangle$ will project the two distant ions into the corresponding $|j = i\rangle$ state, $\frac{1}{\sqrt{2}} (|j_1\rangle_A |j_2\rangle_B - |j_2\rangle_A |j_1\rangle_B)$. The two remaining Bell states, $|j = i\rangle = \frac{1}{\sqrt{2}} (|a_1^y\rangle |b_1^y\rangle - |a_2^y\rangle |b_2^y\rangle) |j\rangle_i$, cannot be distinguished at the same time using only linear optical elements. This means that 50 percent of all two-photon detection events will lead to an entangled state of the

ions. The phases $\phi_A = kL_A$ and $\phi_B = kL_B$, where k is the wave number and $L_{A,B}$ are the path lengths, that the photons acquire on their path from the ions to the Bell state analysis, only lead to a multiplicative factor $e^{i(\phi_A + \phi_B)}$ in Eq. (1), and thus have no effect on the entanglement. The only condition on the path lengths is that the photons should overlap well in time at the detection station, since they have to be indistinguishable in order for the Bell state analysis to work.

The insensitivity to the phase should be contrasted with the case of entanglement creation via single-photon detection, as proposed in Refs. [5, 6]. These schemes create entanglement between two distant two-level systems, consisting of levels e and g , by detecting, at some intermediate location, a single photon that could have been emitted by either of the two systems. Such a detection projects the two systems into the state

$$\frac{1}{2} (e^{i\phi_A} |j\rangle_A |j\rangle_B + e^{i\phi_B} |j\rangle_A |j\rangle_B) : \quad (3)$$

The relative phase between the two terms depends on the difference in the path lengths from each two-level system to the intermediate location where the photon is detected. If the relative phase fluctuates significantly, the entanglement is destroyed. Therefore the use of two-photon interference, as proposed above, significantly improves the robustness of entanglement distribution.

Another potential source of errors in the single-photon schemes is the possibility that both two-level systems emit a photon, but only one of those photons is detected. The state of the two systems is then $|j\rangle_A |j\rangle_B$ instead of the entangled state of Eq. (3). This forces one to keep the excitation (and thus emission) probability much smaller than one, cf. Ref. [5]. No such restriction is necessary for the present protocol. The emission probability can approach unity without affecting the quality of the entanglement, thus improving the efficiency of entanglement generation.

Once entangled ion states have been established between locations separated by a certain basic distance (which is chosen depending on the transmission losses), the length over which entangled states are shared can then be extended by entanglement swapping operations, followed by entanglement purification, followed by further entanglement swapping and purification and so on, as described in Ref. [4]. All the quantum operations required for these higher levels of the protocol can be performed locally at each station. In the present context this suggests that they should be implemented directly between the ions, for example following the proposal of Cirac and Zoller [14] on how to realize quantum gates for trapped ions. In this proposal the ions in a trap are coupled by the phonons corresponding to their collective motion. A similar scheme was used in Ref. [15] to prepare an entangled state of two $^9\text{Be}^+$ ions. Quantum gates between the internal and external degrees of freedom of

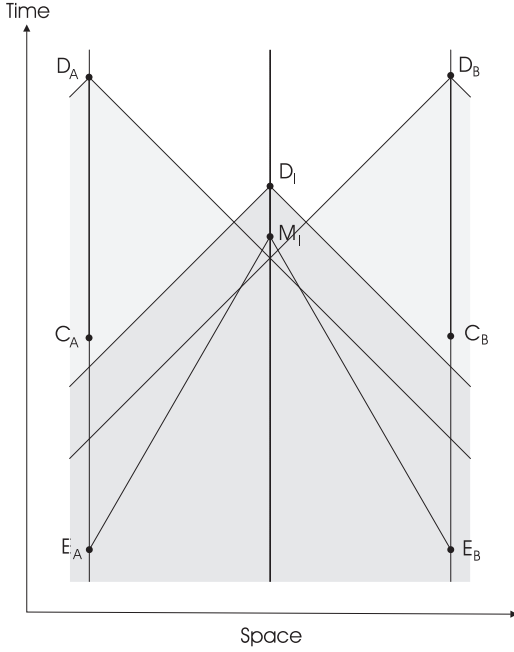


FIG. 3: Diagram illustrating the timing constraints for a loophole-free Bell experiment. The significance of the figure is discussed in detail in the text. $E_{A,B}$ are the events of photon emission by the two ions. $C_{A,B}$ are the events where the choice of measurement basis is made on each side. M_I is the event when the two photons reach the intermediate location, D_I is the completion of the joint two-photon detection at the intermediate location. $D_{A,B}$ are the events corresponding to the completion of the ion detections on both sides. The time required for ion detection (which dominates the intervals $C_A \rightarrow D_A$ and $C_B \rightarrow D_B$) is much larger than the time for the photon detection ($M_I \rightarrow D_I$). Note that the photons propagate with a velocity $v < c$ inside optical fibers.

single ions were realized in Ref. [16] for $^9\text{Be}^+$ and in Ref. [17] for $^{40}\text{Ca}^+$. Establishing long-distance entanglement following the above protocol should thus be a realistic goal.

An essential ingredient for quantum information applications and for tests of Bell's inequality is the ability to detect the quantum states of individual ions in different bases. This is typically done by performing a rotation in the space spanned by $|j_{B1}\rangle$ and $|j_{B2}\rangle$, followed by detection in the $s_1 \rightarrow s_2$ basis. Such single-qubit rotations can be performed by applying Raman pulses with different relative phases, as demonstrated, for example, in Ref. [12] in the context of a Bell test. The detection is typically performed using a cycling transition. In the simplest case, a laser beam is applied that selectively excites one of the levels, say s_1 , to another level c , from which the system decays back to s_1 . A photon is emitted in every such cycle. Detection of a significant number of fluorescence photons therefore implies that the system was in levels s_1 . If the system is originally in s_2 , there is no fluorescence (in the ideal case).

The goal of performing a loophole-free Bell experiment puts constraints on the timing of the various operations. These constraints are visualized in Fig. 3. Firstly, in every such experiment, there has to be no way for the measurement result on one side to be influenced by the choice of measurement basis on the other side (by signals compatible with local realism). Considering Fig. 3, this implies that the event C_B , which corresponds to the moment when the basis is (randomly) chosen on side B, has to lie outside the backward lightcone of the event D_A , which corresponds to the moment when the measurement result is finally established on side A. Analogously, C_A has to lie outside the backward lightcone of D_B . This means that, for a distance L between A and B, the time that passes from the choice of basis to the completion of detection may not be larger than $L=c$.

There is another constraint that is specific to the present scheme. Each run of the experiment starts with the excitation of both ions and the subsequent emission of two photons, corresponding to the events E_A and E_B in Fig. 3. Note that the time delay between excitation and emission, which will be of the order of 10 ns, is negligible in the present context. A large fraction of the emitted photons will be lost on their way to the intermediate location I. The detection of two coincident photons in I decides that a given run is going to contribute to the data for the Bell inequality test. In order to avoid a detection-type loophole, it is therefore essential for the timing to be such that the detection or non-detection of a coincidence at I can not have been influenced (in a local realistic way) by the choices of measurement basis in A and B. That is, events C_A and C_B have to lie outside the backward lightcone of the event D_I , which denotes the moment when the detection of the two photons in I is completed. For illustration, Fig. 3 shows a situation where this constraint is tighter than the first one. However, since the coherence time of the ions is very long, it is always possible to increase the time delay between excitation and choice of basis. This moves the events E_A and E_B , and consequently D_I , downward in Fig. 3, such that the backward lightcone of D_I moves inside the backward lightcones of D_A and D_B . The time between C_A (C_B) and D_A (D_B) is then still allowed to approach the limit of $L=c$.

It is worth pointing out that even in this latter situation (where the backward lightcone of D_I is inside the backward lightcones of D_A and D_B), it is perfectly acceptable for D_I to be later (in the lab frame) than C_A and C_B , i.e. the choice of basis for the ion measurements can be made before the photons are detected. Moreover, in the (not very realistic) case of a very short ion detection time, D_I can even be later than D_A and D_B . This corresponds to a somewhat paradoxical situation where the entanglement between the ions is established only after they have been measured. This case is discussed in Ref. [18] and was realized for photons in Ref. [19]. All

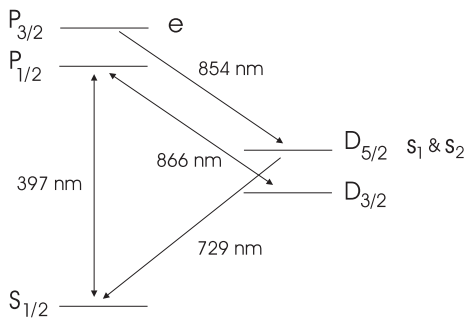


FIG. 4: Relevant levels of $^{40}\text{Ca}^+$ ions. The photons used for entanglement creation could come from the 854 nm transition. The three other transitions shown are used for the detection process, as described in the text.

these timing considerations only apply to the case of a loophole-free Bell experiment. They are not relevant for the realization of quantum repeaters. However, short detection times are desirable also in this context because they allow higher rates of entanglement creation.

We now discuss the practical implementation of the entanglement distribution and Bell test in more detail. To keep transmission losses as low as possible and thus be able to perform the basic entanglement distribution over the largest possible distance, it would be ideal to work with photons at the classical telecom wavelengths of 1.3 or 1.5 microns. Unfortunately it is difficult to find suitable ionic transitions. However, transitions in the visible and near-infrared range exist, where photon losses in optical fibers are still at an acceptable level, on the order of 1 dB/km [20]. This means that about 10% of the initial photons are still present after a 10 km distance, which corresponds to a maximum allowed time from choice of basis to completed detection of 33 ns.

Singly-positively charged alkaline ions, which have only one electron outside a closed shell, are the most common in trapped ion experiments. For the sake of concreteness, we will here focus on a possible implementation of the proposed scheme in Calcium, whose usefulness in the quantum information context has been demonstrated in the recent experiments of Refs. [17, 23]. Strontium and Ytterbium ions also have promising transitions in the near-infrared range. The relevant levels of $^{40}\text{Ca}^+$ ions are shown in Fig. 4. The metastable $D_{5/2}$ and $D_{3/2}$ states, which have lifetimes of the order of one second, are connected to the $P_{3/2}$ and $P_{1/2}$ levels by light with wavelengths around 850 nm, i.e. in the near infrared range. One could use one of the $P_{3/2}$ levels to serve as the excited level e , and two sublevels of $D_{5/2}$ as s_1 and s_2 . The detection could proceed by coherently transferring one of the levels s_i down to the $S_{1/2}$ ground state, corresponding to a one-qubit rotation in the quantum computation scheme used in Ref. [17], and then using a cycling transition between $S_{1/2}$ and $P_{1/2}$ levels, as has

also been done in [17]. This requires a repumping laser in resonance with the $P_{1/2} \rightarrow D_{3/2}$ transition [21] to close the cycle. The $P \rightarrow S$ transitions have probabilities of the order of $10^8/\text{s}$ [22], which determines the number of photons that can be emitted during the cycling process. It does not seem unrealistic to detect 1 percent of these photons, if the collection efficiency is optimized. This would allow to detect 30 photons in 30 ns, more than sufficient for unambiguous state discrimination.

Fast random switching between different measurement bases should not be difficult to implement. The parameter that needs to be switched in the present context is the phase of the Raman beams responsible for the basis rotation, cf. Ref. [12]. Electro-optic phase modulators can operate at the ns level, see e.g. Ref. [11].

A cavity is likely to be required for the present scheme in order to achieve directional emission of the photons from the ions for entanglement creation. Coupling of a trapped ion to a cavity was recently demonstrated in Ref. [23]. A Purcell factor of 2 was achieved in this experiment. This means that about half of the emitted photons go into the cavity mode and could thus be efficiently coupled into a fiber. One could also consider using a cavity to enhance the emission for the cycling transition, in order to further reduce the required detection times.

In conclusion, a loophole-free test of Bell's inequalities should be possible with just a single entanglement creation step between two ions separated by a distance of order 10 km. Beyond that, the present scheme allows the creation of robust long-distance entanglement and thus significantly facilitates the realization of quantum repeater protocols, which should allow to establish entanglement over distances much larger than the absorption length of the quantum channels.

We would like to thank F. Schmidt-Kaler, M. Amdt, N. Gisin, A. Lasas-Linares, S. Anders and D. Bouwmeester for answering our questions and for helpful comments. C.S. is supported by a Marie Curie fellowship of the European Union (HPMF-CT-2001-01205). W.J. is supported by Elsag s.p.a. (MUR project, grant no. 67679) and by a Broida fellowship of the University of California Santa Barbara.

-
- [1] C.H. Bennett and G. Brassard, in Proceedings of the IEEE International Conference on Computers, Systems and Signal Processing, Bangalore, India (IEEE, New York, 1984), pp. 175-179; C.H. Bennett, G. Brassard, and N.D. Mermin, Phys. Rev. Lett. 68, 557 (1992).
 - [2] A.K. Ekert, Phys. Rev. Lett. 67, 661 (1991).
 - [3] C.H. Bennett et al., Phys. Rev. Lett. 70, 1895 (1993).
 - [4] H.-J. Briegel, W. Dur, J.I. Cirac, and P. Zoller, Phys. Rev. Lett. 81, 5932 (1998).
 - [5] L.-M. Duan, M.D. Lukin, J.I. Cirac, and P. Zoller, Nature 414, 413 (2001).

- [6] S. Bose, P. L. Knight, M. B. Plenio, and V. Vedral, Phys. Rev. Lett. 83, 5158 (1999).
- [7] S. L. Braunstein and A. Mann, Phys. Rev. A 51, R1727 (1995).
- [8] K. Mattle, H. Weinfurter, P. G. Kwiat, and A. Zeilinger, Phys. Rev. Lett. 76, 4656 (1995).
- [9] J. S. Bell, Physics 1, 195 (1965).
- [10] A. Aspect, J. Dalibard, and G. Roger, Phys. Rev. Lett. 49, 1804 (1982).
- [11] G. Weihs, T. Jennewein, C. Simon, H. Weinfurter, and A. Zeilinger, Phys. Rev. Lett. 81, 5039 (1998).
- [12] M. A. Rowe et al, Nature 409, 791 (2001).
- [13] P. G. Kwiat, P. H. Eberhard, A. M. Steinberg, and R. Y. Chiao, Phys. Rev. A 49, 3209 (1994); S. F. Huelga, M. Ferrero, and E. Santos, Phys. Rev. A 51, 5008 (1995); E. S. Fry, T. Walther, and S. Li, Phys. Rev. A 52, 4381 (1995).
- [14] J. I. Cirac and P. Zoller, Phys. Rev. Lett. 74, 4091 (1995).
- [15] Q. A. Turchette et al, Phys. Rev. Lett. 81, 3631 (1998).
- [16] C. Monroe, D. M. Meekhof, B. E. King, W. M. Itano, and D. J. Wineland, Phys. Rev. Lett. 75, 4714 (1995).
- [17] S. Gulde et al, Nature 421, 48 (2003).
- [18] A. Peres, J. Mod. Opt. 47, 139 (2000).
- [19] T. Jennewein, G. Weihs, J.-W. Pan, and A. Zeilinger, Phys. Rev. Lett. 88, 017903 (2001).
- [20] N. Gisin, G. Ribordy, W. Tittel, and H. Zbinden, Rev. Mod. Phys. 74, 145 (2002).
- [21] Ch. Roos et al, Phys. Rev. Lett. 83, 4713 (1999).
- [22] NIST Atomic Spectra Database, http://physics.nist.gov/cgi-bin/AtData/main_asd.
- [23] A. B. Mundt et al, Phys. Rev. Lett. 89, 103001 (2002).