

Shor's discrete logarithm quantum algorithm for elliptic curves

John Proos and Christof Zalka

Department of Combinatorics and Optimization
University of Waterloo, Waterloo, Ontario
Canada N2L 3G1

e-mail: japroos@math.uwaterloo.ca zalka@iqc.ca

February 1, 2008

Abstract

We show in some detail how to implement Shor's efficient quantum algorithm for discrete logarithms for the particular case of elliptic curve groups. It turns out that for this problem a smaller quantum computer can solve problems further beyond current computing than for integer factorisation. A 160 bit elliptic curve cryptographic key could be broken on a quantum computer using around 1000 qubits while factoring the security-wise equivalent 1024 bit RSA modulus would require about 2000 qubits. In this paper we only consider elliptic curves over $\text{GF}(p)$ and not yet the equally important ones over $\text{GF}(2^n)$ or other finite fields. The main technical difficulty is to implement Euclid's gcd algorithm to compute multiplicative inverses modulo p . As the runtime of Euclid's algorithm depends on the input, one difficulty encountered is the "quantum halting problem".

Contents

1	Introduction	2
2	Review of the quantum algorithm for discrete logarithms	4
2.1	The discrete logarithm problem (DLP)	4
2.1.1	Examples (\mathbb{Z}_N and \mathbb{Z}_p^*)	4
2.1.2	Discrete logarithms over elliptic curves	5
2.2	Shor's quantum algorithms	5
2.2.1	The order finding algorithm (factoring)	5
2.2.2	Assumption for discrete log: order is prime (and known) .	6
2.2.3	The discrete logarithm algorithm	6
2.2.4	Using a Fourier transform of order 2^n instead of q	7

3	Elliptic curves	8
3.1	Representing points on an elliptic curve	9
4	Our implementation of the quantum algorithm for discrete logarithms over elliptic curves	
4.1	Input registers can be eliminated	10
4.2	Simplifying the addition rule	11
4.3	Decomposition of the group shift	11
4.3.1	Divisions of the form $x, y \leftrightarrow x, y/x$	12
4.3.2	Modular multiplication of two “quantum” numbers	12
5	The Extended Euclidean Algorithm	13
5.1	Stepwise reversibility	15
5.2	Simple implementations with time $O(n^3)$ and $O(n^2 \log_2 n)$	15
5.2.1	Using bounded divisions	16
5.3	Our proposed implementation	16
5.3.1	Desynchronising the parallel computations	17
5.3.2	Applying this to the extended Euclidean algorithm	17
5.3.3	How many steps are necessary?	19
5.3.4	The quantum halting problem: a little bit of garbage	19
5.3.5	Saving space: Bounded divisions and register sharing	20
5.4	Analysis of the Euclidean algorithm implementation	21
5.4.1	Running time: $O(n^2)$	21
5.4.2	Space: $O(n)$	22
5.4.3	Possible improvements and alternative approaches	22
6	Results and a comparison with factoring	24
6.1	Total time for the DLP algorithm	24
6.2	Total number of qubits (roughly $6n$)	25
6.3	Comparison with the quantum factoring algorithm	26
A	Appendix: Detailed analysis of the success probability	27
A.1	Order finding algorithm (basis of factoring)	27
A.2	Discrete logarithm case	29
B	Appendix: Bounding the number of cycles	30

1 Introduction

In 1994 Peter Shor presented two efficient quantum algorithms [1] for computational problems for which no polynomial time classical algorithms are known. One problem is to decompose a (large) integer into its prime factors. The other problem, which we consider here, is finding discrete logarithms over finite groups. The classical complexity of this problem seems to depend strongly on the underlying group. A case for which (known) classical algorithms are particularly inefficient are elliptic curve groups defined over finite fields. Actually

most public key cryptography in use today relies either on the presumed hardness of integer factoring (RSA) or that of discrete logarithms over finite fields or elliptic curves.

Elliptic curve cryptography (ECC) is sometimes preferred because it allows shorter key sizes than RSA. This is because the best classical integer factoring algorithms (the number field sieve, see e.g. [2]), although superpolynomial, have less than exponential complexities. Very roughly the complexity is $O(e^{c \log^{1/3} n})$, where n is the integer to be factored. On the other hand, for discrete logarithms over elliptic curves, nothing better than “generic” algorithms are known, thus algorithms which work for any group. These algorithms, e.g. the Pollard ρ algorithm [3], have truly exponential complexity.

Shor’s quantum algorithms for integer factoring and discrete logarithms have about equal complexity, namely typically $O(n^3)$. Thus there is a larger complexity gap between classical and quantum for discrete logarithms than for factoring.

Proposals have been made [4, 5] for optimised implementations of the quantum factoring algorithm, in particular for minimising the number of qubits needed. The best current result by S.Beauregard [4] is that about $2n$ qubits are enough. We attempt here a similar optimisation for discrete logarithms over elliptic curves. The implementation is more difficult, but we still get an algorithm that uses less qubits and time to solve a problem of similar classical difficulty when compared to factoring. For problems that can now barely be solved, the number of qubits is not much less than for factoring, but in the future, with more powerful classical computers, the gap will increase.

Elliptic curves used in cryptography [6, 7, 8] are defined either over the field of arithmetic modulo a prime, thus $GF(p)$, or over $GF(2^n)$. For our implementation we need to do arithmetic operations in these fields, in particular we must compute multiplicative inverses. For $GF(p)$, this is done with Euclid’s algorithm for computing the greatest common divisor (gcd), or rather the extended version of this algorithm. This algorithm can be adapted to the case of any finite field $GF(p^n)$, but for $n > 1$ there is the added concern of deciding how the elements of the field will be represented. So in this paper we only consider elliptic curves over $GF(p)$.

Still, the implementation of the extended Euclidean algorithm is the main technical difficulty we encounter. Fortunately, the algorithm can be made piecewise reversible, so that not too much “garbage” has to be accumulated. As for the factoring algorithm, it is possible to run the whole algorithm with $O(n)$ qubits. For our implementation of Euclid’s algorithm to achieve the classical time complexity of $O(n^2)$, it is necessary to terminate the steps in the algorithm at different points, depending on the input. This is difficult to achieve with acyclic circuits (which are necessary for computations in “quantum parallelism”). We will relegate some of the more cumbersome technical aspects of our solution to an appendix, and will also discuss possible other approaches.

In trying to optimise our implementation, we were guided by practical considerations, although to do this, one would really have to know how an actual quantum computer will look. We put most emphasis on minimising the number

of qubits, but also on the total number of gates. We assume that whatever can be computed classically, should be done classically as long as it doesn't take an unreasonable amount of computation. Basically we are trying to optimise a quantum circuit where a gate can act on any pair of qubits, but it turns out that most gates are between neighbours like in a cellular automaton. In contrast to the earlier papers [4, 5] optimising the quantum factoring algorithm, we have not thought about parallelising the algorithm, although this may well be of interest for actual implementations.

2 Review of the quantum algorithm for discrete logarithms

2.1 The discrete logarithm problem (DLP)

Let G be a finite cyclic group and let α be a generator of G . The discrete logarithm problem over G to the base α is defined as given an element $\beta \in G$ determine the unique $d \in [0, |G| - 1]$ such that $\alpha^d = \beta$. The integer d is denoted by $\log_\alpha \beta$. Note that while G may be a subgroup of a non-abelian group, G being cyclic is always an abelian group. Usually it is assumed that the order of G is known.

There are two general types of algorithms for solving DLPs. The first type, called generic algorithms, work for any group, as long as we have a (unique) representation of group elements and we know how to carry out the group operation. The best known classical generic algorithms have complexity equal to about the square root of the order of the group. Thus they are exponential in the number of bits necessary to describe the problem.

The second type of algorithms are the algorithms which rely on specific properties of the group or its representation. As shown in the examples below, some groups have group specific algorithms which can solve the DLP in subexponential or even polynomial time.

2.1.1 Examples (\mathbb{Z}_N and \mathbb{Z}_p^*)

Let N be a positive integer and consider the case when $G = \mathbb{Z}_N$ the additive group of integers modulo N . Here the generators of the group are precisely the $\alpha \in G$ such that $\gcd(\alpha, N) = 1$ and the equation $d \cdot \alpha \equiv \beta \pmod{N}$ can be solved by finding the multiplicative inverse of α modulo N with the extended Euclidean algorithm. Thus for this group the DLP can be solved in polynomial time ($O(\log^2 N)$).

There are however groups for which the DLP is not so easy. Suppose that $G = \mathbb{Z}_p^*$ the multiplicative group modulo p , which is cyclic, and that α is a generator of G . Then the DLP is equivalent to solving the equation $\alpha^d \equiv \beta \pmod{p}$. There are no known classical algorithms which can solve this problem in polynomial time. Still, like for integer factoring, the best algorithms have a subexponential complexity.

Note that if G is a finite cyclic group of order N then G is isomorphic to \mathbb{Z}_N in which the DLP is easy. Thus it is not the structure of a group, but its representation, which can make its DLP difficult.

2.1.2 Discrete logarithms over elliptic curves

Elliptic curves over $GF(p^n)$ are finite abelian groups. Given a point α on an elliptic curve we can consider the difficulty of solving the DLP in the cyclic subgroup generated by α . For general elliptic curves (trace not equal to zero or one) the DLP seems to be computationally quite hard. In particular for these curves it is not known how to exploit the representation of the group to help solve the DLP. Thus the best known classical algorithms for the DLP on these elliptic curves are the generic algorithms whose running times are exponential in the number of bits necessary to describe the problem. This presumed classical hardness makes the groups useful for cryptography and has led to systems based on these group being included in ANSI, IEEE and FIPS standards [6, 7, 8].

2.2 Shor’s quantum algorithms

Both of Shor’s algorithms have later been understood as special cases of a more general framework, namely the abelian hidden subgroup problem (see e.g. [9, 10, 11]). While in the factoring algorithm we are looking at subgroups of the group of integers, \mathbb{Z} , in the discrete logarithm case, subgroups of \mathbb{Z}^2 play a role. In particular we are looking at sublattices of the lattice \mathbb{Z}^2 , thus elements which can be written as integer linear combinations of two (linearly independent) vectors in \mathbb{Z}^2 . Thus in a way the discrete logarithm algorithm can be viewed as a 2 dimensional version of the factoring algorithm.

2.2.1 The order finding algorithm (factoring)

The basis of the integer factoring algorithm is really an order finding algorithm, which we briefly review here. We are given an element α in a (finite) group G and want to find its order. That is, the smallest non-negative integer r with $\alpha^r = e$, where e is the neutral element. To do this, we prepare a (large) superposition of N “computational” basis states $|x\rangle$ and compute α^x in “quantum parallelism”:

$$\frac{1}{\sqrt{N}} \sum_{x=0}^{N-1} |x\rangle \quad \rightarrow \quad \frac{1}{\sqrt{N}} \sum_{x=0}^{N-1} |x, \alpha^x\rangle$$

Where N is much larger than any order r that we expect. Now imagine that we measure the second register and get α^{x_0} (the measurement is not actually necessary). Then the first register will be left in a superposition of the form

$$c \cdot \sum_{k=0}^{\approx N/r} |x_0 + k \cdot r\rangle$$

where x_0 is a random number between 0 and $r - 1$. Now a quantum Fourier transform (of size N) will leave this register in a superposition dominated by basis states that are close to multiples of N/r . Thus a measurement will yield such a state with high probability. If N is chosen larger than the square of any expected order r , it is possible to calculate r from the observed state with high probability. Also N is chosen to be a power of 2, as this gives the simplest “quantum fast Fourier transform” (QFFT).

2.2.2 Assumption for discrete log: order is prime (and known)

First let us justify a simplifying assumption that we make. We assume that the order of the base α of the elliptic curve discrete logarithm is prime and that we know this prime. This is true for the cases standardised for cryptographic use [6, 7, 8]. Also, if we don’t know the order of α , we can find it with the above order finding algorithm and also decompose it into its prime factors with the integer factoring algorithm. Then there is a standard way to reduce the DLP in a group with composite order, N , into several DLPs with orders equal to the prime factors of N (see [12]). Thus our simplifying assumption is really without loss of generality.

2.2.3 The discrete logarithm algorithm

So we have $\alpha^q = e$, with q prime and $\beta = \alpha^d$ where d is unknown and between 0 and $q - 1$. Consider the function $f(x, y) = \alpha^x \beta^y$ for integers x and y . This function has two independent “periods” in the plane \mathbb{Z}^2 , namely

$$f(x + q, y) = f(x, y) \quad \text{and} \quad f(x + d, y - 1) = f(x, y)$$

Thus all x, y with $f(x, y) = e$ define a sublattice of \mathbb{Z}^2 . The 2 dimensional Fourier transform then leads to the dual lattice from which d can be determined. Note that $f(x, y)$ can be thought of as being defined over \mathbb{Z}_q^2 as $f(x, y) = f(x \bmod q, y \bmod q)$.

For didactic purposes let us first imagine that we knew a way to carry out the quantum fast Fourier transform of order q (QFFT $_q$), as then the algorithm would be particularly nice. (Actually it has been shown how to do this approximately [11, 13], but we won’t use these constructions.) Then we start with the following state of two quantum registers, and compute $\alpha^x \beta^y$ in “quantum parallelism”:

$$\frac{1}{q} \sum_{x=0}^{q-1} \sum_{y=0}^{q-1} |x, y\rangle \quad \rightarrow \quad \frac{1}{q} \sum_{x=0}^{q-1} \sum_{y=0}^{q-1} |x, y, \alpha^x \beta^y\rangle$$

Again, imagine that we now measure the last register (although this is again not necessary). Then we will obtain a random element α^{x_0} of the group generated by α , where x_0 is between 0 and $q - 1$. We will then find the first two registers in a superposition of all x, y with

$$\alpha^x \beta^y = \alpha^x (\alpha^d)^y = \alpha^{x_0}$$

Because the order of α is q , this is equivalent to

$$x + dy \equiv x_0 \pmod{q}$$

Or equivalently $x = (x_0 - dy) \bmod q$. Thus for each y there is exactly one solution, and so the state of the first two registers is:

$$\frac{1}{\sqrt{q}} \sum_{y=0}^{q-1} |x_0 - dy, y\rangle$$

Now we Fourier transform each of the two registers with our (hypothetical) quantum Fourier transform of order q , which acts on basis states as

$$|z\rangle \rightarrow \frac{1}{\sqrt{q}} \sum_{z'=0}^{q-1} \omega_q^{zz'} |z'\rangle \quad \text{where } \omega_q = e^{2\pi i/q}$$

We obtain

$$\frac{1}{\sqrt{q}} \frac{1}{q} \sum_{x', y'=0}^{q-1} \sum_{y=0}^{q-1} \omega_q^{(x_0 - dy)x'} \omega_q^{yy'} |x', y'\rangle$$

The sum over y is easy to calculate. It gives $q\omega_q^{x_0 x'}$ if $y' \equiv dx' \pmod{q}$ and vanishes otherwise. Thus we get:

$$\frac{1}{\sqrt{q}} \sum_{x'=0}^{q-1} \omega_q^{x_0 x'} |x', y' = dx' \bmod q\rangle$$

We now see that the probability of measuring a basis state is independent of x_0 , thus it doesn't matter which x_0 we measured above. By measuring, we obtain a pair x', y' from which we can calculate $d = y'(x')^{-1} \bmod q$ as long as $x' \neq 0$. (The only disadvantage of allowing the order q not to be a prime, would be that we would require $\gcd(x', q) = 1$.)

2.2.4 Using a Fourier transform of order 2^n instead of q

In practise we will want to replace each of the two QFFT $_q$'s with a quantum fast Fourier transform of order 2^n (QFFT $_{2^n}$), because this is easy to implement. For the QFFT $_q$ above we will always obtain a pair x', y' with $y' \equiv dx' \bmod q$ in the final measurement. However, for the QFFT $_{2^n}$ we will get a high probability of measuring a pair x', y' if

$$(x'q/2^n, y'q/2^n) \approx (k, dk) \quad \text{for some } k$$

For $2^n \approx q$ we have a good (constant) probability of getting the right values in \mathbb{Z}_q^2 by rounding. In appendix A we make this analysis in detail and show that by investing a reasonable amount of classical post-processing we can with probability close to 1 obtain the discrete logarithm with a single run of the quantum

algorithm. (Of course this is on a perfect, noise free, quantum computer...) More classical post-processing increases the chances of success because now we can try out several values in the vicinity of the values x', y' which we measured. Also there is a tradeoff between n , thus the number of qubits, and the success probability. For n increasing beyond $\log_2 q$ the probability of failure decreases exponentially.

3 Elliptic curves

As mentioned earlier, elliptic curves over finite fields form abelian groups. We will now present a brief introduction to elliptic curves over fields of characteristic not equal to 2 or 3 (i.e. $1 + 1 \neq 0$ and $1 + 1 + 1 \neq 0$). For a more in depth introduction to elliptic curves and their use in cryptography see [14, 15, 16].

Let K be a field of characteristic not equal to 2 or 3. An elliptic curve over K is the set of solutions $(x, y) \in K \times K$ to the equation

$$E : y^2 = x^3 + ax + b \tag{1}$$

where $a, b \in K$ are constants such that $4a^3 + 27b^2 \neq 0$, together with the point at infinity, which is denoted \mathcal{O} . The solutions to equation 1 are called the finite points on the curve and together with \mathcal{O} are called the points on the curve. We will use E to denote the set of points on an elliptic curve.

The group operation on the points is written additively and is defined as follows. If $P \in E$ then $P + \mathcal{O} = \mathcal{O} + P = P$. If $P = (x_1, y_1), R = (x_2, y_2) \in E$ then

$$P + R = \begin{cases} \mathcal{O} & \text{if } (x_2, y_2) = (x_1, -y_1), \\ (x_3, y_3) & \text{otherwise,} \end{cases} \tag{2}$$

where $x_3 = \lambda^2 - (x_1 + x_2)$, $y_3 = \lambda(x_1 - x_3) - y_1$,

$$\lambda = \begin{cases} (y_2 - y_1)/(x_2 - x_1) & \text{if } P \neq R \\ (3x_1^2 + a)/(2y_1) & \text{if } P = R \end{cases}$$

and all operations are performed over the field K .

It is not hard to check that if (x_1, y_1) and (x_2, y_2) are on the curve, then so is (x_3, y_3) and thus the above operation is closed on E . While not immediately clear, the points on the curve together with the above operation form an abelian group (For a proof see [14]). It is clear from the definition of the group operation that \mathcal{O} is the identity element. If $P = (x, y) \in E$ it following directly from equation 1 that $R = (x, -y)$ is also a point on the curve. Thus if $P = (x, y)$ then the inverse of P is $(x, -y)$. Note that the elliptic curve group operation is defined differently over fields of characteristic 2 or 3.

A famous theorem by Hasse states that if E is an elliptic curve defined over $GF(p)$ then the number of points on E , denoted $\#E$, is $p+1-t$ where $|t| \leq 2\sqrt{p}$. This implies that the maximum bit size of the order of a point is approximately the bit size of p .

A particular elliptic curve, E , is specified by giving the base field, K , and the constants $a, b \in K$ from equation 1. For our purposes the base field K will always be $GF(p)$ for some prime $p > 3$. In practice a and b are selected such that the order of the group contains a large prime factor, q , as this is necessary to make the discrete logarithm problem hard. For simplicity we shall assume that p and q are approximately the same bit size.

3.1 Representing points on an elliptic curve

Suppose we are given an elliptic curve, $E : y^2 = x^3 + ax + b$, over the field $GF(p)$ for some prime $p > 3$. In order for a quantum computer to calculate discrete logarithms over E we like to have a unique representation of the points on E .

If P is a finite point on E then $P = (x, y)$, where x and y are integers modulo p . Thus any finite point can be represented by a unique ordered pair (x, y) with $x, y \in \{0, 1, \dots, p-1\}$. Now all that remains is to determine how \mathcal{O} will be represented. As will be discussed in section 4.2, our implementation we will not actually require a representation of \mathcal{O} . However, if a representation was required we could simply pick an ordered pair (x, y) which is not on the curve. For example, (p, p) could be used to represent \mathcal{O} for any curve, while $(0, 0)$ could be used for any curve with $b \neq 0$.

4 Our implementation of the quantum algorithm for discrete logarithms over elliptic curves

We consider an elliptic curve, E , over $GF(p)$, where p is a large prime. The base of the logarithm is a point $P \in E$ whose order is another (large) prime q , thus $qP = \mathcal{O}$. We want to compute the discrete logarithm, d , of another point $Q \in E$, thus $Q = dP$. (Remember that we use additive notation for the group operation, thus instead of a power of the base element, we have an integer multiple.)

As discussed in section 2.2.3, we need to apply the following transformation

$$\frac{1}{2^n} \sum_{x=0}^{2^n-1} \sum_{y=0}^{2^n-1} |x, y\rangle \quad \rightarrow \quad \frac{1}{2^n} \sum_{x=0}^{2^n-1} \sum_{y=0}^{2^n-1} |x, y, xP + yQ\rangle$$

Thus we need a method of computing (large) integer multiples of group elements. This can be done by the standard “double and add technique”. This is the same technique used for the modular exponentiation in the factoring algorithm, although there the group is written multiplicatively so it’s called the square and multiply technique. To compute $xP + yQ$, first we repeatedly double the group elements P and Q , thus getting the multiples $P_i = 2^i P$ and $Q_i = 2^i Q$. We then add together the P_i and Q_i for which the corresponding bits of x and y are 1, thus

$$xP + yQ = \sum_i x_i P_i + \sum_i y_i Q_i$$

where $x = \sum_i x_i 2^i$, $y = \sum_i y_i 2^i$, $P_i = 2^i P$ and $Q_i = 2^i Q$. The multiples P_i and Q_i can fortunately be precomputed classically. Then to perform the above transformation, start with the state $\sum_{x,y} |x, y, \mathcal{O}\rangle$. The third register is called the “accumulator” register and is initialised with the neutral element \mathcal{O} . Then we add the P_i and Q_i to this register, conditioned on the corresponding bits of x and y .

4.1 Input registers can be eliminated

Here we show that the input registers, $|x, y\rangle$, can actually be shrunk to a single qubit, thus saving much space. This is accomplished by using the semiclassical quantum Fourier transform and is completely analogous to what has been proposed for the factoring algorithm [17] (see also e.g. [4, 5]).

Griffiths and Niu [18] have observed that the QFFT followed by a measurement can be simplified. Actually it can be described as simply measuring each qubit in an appropriate basis, whereby the basis depends on the previous measurement results. (In accordance with quantum computing orthodoxy, we can also say that before measuring the qubit in the standard basis, we apply a unitary transformation which depends on the previous measurement results.) Note that in the initial state $\frac{1}{2^n} \sum_{x=0, y=0}^{2^n-1, 2^n-1} |x, y, \mathcal{O}\rangle$ the qubits in the x - and y -registers are actually unentangled. Each qubit is in the state $(|0\rangle + |1\rangle)/\sqrt{2}$. Now we can see how these two registers can be eliminated: We do n steps. In step number i we first prepare a qubit in the state $(|0\rangle + |1\rangle)/\sqrt{2}$, then use it to control the addition of P_i (or Q_i) and finally we measure the control qubit according to the semiclassical QFFT. In this QFFT the qubits have to be measured in reversed order, thus from highest significance to lowest. Thus we will need to proceed from the $i = n - 1$ step down to the $i = 0$ step, but this is no problem.

In summary, we really only need the accumulator register. We are left being required to carry out a number of steps whereby we add a fixed (classically known) point P_i (or Q_i) to a superposition of points. We are working in the cyclic group generated by P , thus the effect of a fixed addition is to “shift” the discrete logarithm of each element in the superposition by the same amount. For this reason we shall refer to these additions of fixed classical points as “group shifts”. (That the group shifts are conditional on a qubit makes it only insignificantly more difficult, as we will point out later.) Thus we need unitary transformations U_{P_i} and U_{Q_i} which acts on any basis state $|S\rangle$ representing a point on the elliptic curve, as:

$$U_{P_i} : |S\rangle \rightarrow |S + P_i\rangle \quad \text{and} \quad U_{Q_i} : |S\rangle \rightarrow |S + Q_i\rangle$$

As explained in section 2.2.3 and appendix A, it is sufficient to do n of these steps for P and n for Q , thus a total of $2n$, where $n \approx \log_2 q$.

4.2 Simplifying the addition rule

So we have already managed to decompose the discrete logarithm quantum algorithm into a sequence of group shifts by constant classically known elements. That is

$$U_A : |S\rangle \rightarrow |S + A\rangle \quad S, A \in E \text{ and } A \text{ is fixed}$$

We propose to only use the addition formula for the “generic” case (i.e. for $P + R$ where $P, R \neq \mathcal{O}$ and $P \neq \pm R$) for the group operation, although it wouldn’t be very costly to properly distinguish the various cases. Still, it’s not necessary. First note that the constant group shifts $2^i P$ and $2^i Q$ are not equal to the neutral element \mathcal{O} , because P and Q have order a large prime. (If a group shift was \mathcal{O} , we would of course simply do nothing.) Still, we are left with three problems. First, that a basis state in the superposition may be the inverse of the group shift. Second, that a basis state in the superposition may equal the group shift. Lastly, that a basis state in the superposition may be \mathcal{O} . We argue that with a small modification these will only happen to a small fraction of the superposition and thus the fidelity lost is negligible.

To ensure a uniformly small fidelity loss, we propose the following modification at the beginning of the DLP algorithm: choose (uniformly) at random an element $k \cdot P \neq \mathcal{O}$ in the group generated by P . Then we initialise the accumulator register in the state $|k \cdot P\rangle$, instead of $|\mathcal{O}\rangle$. This overall group shift is irrelevant, as after the final QFFT it only affects the phases of the basis states. Now on average in each group shift step we “lose” only a fraction of $1/q$ of the superposition by not properly adding inverses of points and an equal amount for not correctly doubling points. Thus the total expected loss of fidelity from this error during the $2n$ group shifts is $4n/q \approx 4 \log_2 q/q$ and is thus an exponentially small amount. As the accumulator no longer begins in the state $|\mathcal{O}\rangle$, the superposition $|S\rangle$ to which U_A will be applied can only contain $|\mathcal{O}\rangle$ if an inverse was (correctly) added in the previous addition. Thus \mathcal{O} being a basis state in the superposition will not cause any further loss of fidelity.

4.3 Decomposition of the group shift

The group shift is clearly reversible. A standard procedure might be to do $|S, 0\rangle \rightarrow |S, S + A\rangle \rightarrow |0, S + A\rangle$ where in the last step we would uncompute S by running the addition of $-A$ to $S + A$ backwards. Fortunately we can do better than this generic technique. In terms of the coordinates of the points, the group shift is:

$$|S\rangle = |(x, y)\rangle \rightarrow |S + A\rangle = |(x, y) + (\alpha, \beta)\rangle = |(x', y')\rangle$$

Recall that $x = \alpha$ if and only if $(x, y) = \pm A$ and that this portion of the superposition can be lost (see section 4.2). Thus we use the following group operation formulas (see eq. 2):

$$\lambda = \frac{y - \beta}{x - \alpha} = -\frac{y' + \beta}{x' - \alpha} \quad x' = \lambda^2 - (x + \alpha)$$

The second expression for λ is not difficult to obtain. It will allow us to later uncompute λ in terms of x', y' . Actually, when computing λ from x, y we can directly uncompute y , and similarly we can get y' when uncomputing λ :

$$x, y \leftrightarrow x, \lambda \leftrightarrow x', \lambda \leftrightarrow x', y'$$

Where a double-sided arrow (\leftrightarrow) indicates that we need to do these operations reversibly, thus in each step we need also to know how to go backward. Note that the decomposition of one large reversible step into several smaller individually reversible ones, is nice because it saves space, as any “garbage” can be uncomputed in each small step. In more detail the sequence of operations is:

$$\begin{aligned} x, y \leftrightarrow x - \alpha, y - \beta &\leftrightarrow x - \alpha, \lambda = \frac{y - \beta}{x - \alpha} \leftrightarrow \\ &\leftrightarrow x' - \alpha, \lambda = -\frac{y' + \beta}{x' - \alpha} \leftrightarrow x' - \alpha, y' + \beta \leftrightarrow x', y' \end{aligned} \quad (3)$$

where all the operations are done over $GF(p)$. The second line is essentially doing the operations of the first line in reverse. The first and last steps are just modular additions of the constants $\pm\alpha, -\beta$. They clearly need much less time (and also less qubits) than the multiplications and divisions (see [19]), so we will ignore them when calculating the running times. The operation in the middle essentially involves adding the square of λ to the first register. This operation, too, is relatively harmless. It uses less “work” qubits than other operations and thus doesn’t determine the total number of qubits needed for the algorithm. Still, for time complexity we have to count it as a modular multiplication (more about this below). So a group shift requires two divisions, a multiplication and a few additions/subtractions.

4.3.1 Divisions of the form $x, y \leftrightarrow x, y/x$

The remaining two operations are a division and multiplication where one of the operands is uncomputed in the process. The division is of the form $x, y \leftrightarrow x, y/x$, where $x \neq 0$. (different x and y than the last section!). The multiplication in (3) is simply the division run in the reverse direction. We further decompose the division into four reversible steps:

$$x, y \xleftrightarrow{E} 1/x, y \xleftrightarrow{m} 1/x, y, y/x \xleftrightarrow{E} x, y, y/x \xleftrightarrow{m} x, 0, y/x$$

Where the letters over the arrows are m for “multiplication” and E for “Euclid’s algorithm” for computing the multiplicative inverse modulo p . The second m is really a multiplication run backwards to uncompute y .

4.3.2 Modular multiplication of two “quantum” numbers

Before concentrating on Euclid’s algorithm, let’s look at the modular multiplications of the form $x, y \leftrightarrow x, y, x \cdot y$. In the quantum factoring algorithm the modular exponentiation is decomposed into modular multiplications. But there

one factor is a fixed “classical” number. Still, the situation when we want to act on superpositions of both factors, is not much worse. So we want to do (explicitly writing mod p for clarity):

$$|x, y\rangle \rightarrow |x, y, x \cdot y \bmod p\rangle$$

We now decompose this into a sequence of modular additions and modular doublings:

$$x \cdot y = \sum_{i=0}^{n-1} x_i 2^i y = x_0 y + 2(x_1 y + 2(x_2 y + 2(x_3 y + \dots))) \pmod{p}$$

So we do a series of the following operations on the third register:

$$A \leftrightarrow 2A \leftrightarrow 2A + x_i y \pmod{p} \quad i = n - 1 \dots 0$$

Modular doubling

The modular doubling is a standard doubling (a left shift by one bit) followed by a reduction mod p . Thereby we either subtract p or don't do anything. Whether we subtract p has to be controlled by a control qubit. At the end this control qubit can be uncomputed simply by checking whether $2A \bmod p$ is even or odd (because p is odd). For the addition or subtraction of a fixed number like p we need n carry qubits, which have to be uncomputed by essentially running the addition backwards (but not undoing everything!). To do the reduction mod p we will now in any case subtract p , check whether the result is negative, and depending on that, either only uncompute the carry bits or undo the whole subtraction. In the end the operation is only slightly more complicated than the addition of a fixed number.

Modular addition

The second step is a modular addition of the form $|x, y\rangle \rightarrow |x, x + y \bmod p\rangle$. Again we first make a regular addition. This is only slightly more complicated than the addition of a fixed number (see e.g. [5] pp. 7,8). Then, again, we either subtract p or not. To later uncompute the control bit which controlled this, we have to compare x and $x + y \bmod p$, which essentially amounts to another addition. Thus overall we have two additions.

So all together for the modular multiplication we have to do n steps, each roughly consisting of 3 additions. So one multiplication involves some $3n$ additions.

5 The Extended Euclidean Algorithm

Suppose A and B are two positive integers. The well known Euclidean algorithm can be used to find the greatest common divisor of A and B , denoted

$\gcd(A, B)$. The basis of the algorithm is the simple fact that if q is any integer then $\gcd(A, B) = \gcd(A, B - qA)$. This implies the gcd doesn't change if we subtract a multiple of the smaller number from the larger number. Thus the larger number can be replaced by its value modulo the smaller number without affecting the gcd. Given A and B with $A \geq B$ this replacement can be accomplished by calculating $q = \lfloor A/B \rfloor$ and replacing A by $A - qB$, where $\lfloor x \rfloor$ is the largest integer less than or equal to x . The standard Euclidean algorithm repeats this replacement until one of the two numbers becomes zero at which point the other number is $\gcd(A, B)$. The table below illustrates the Euclidean algorithm.

$\gcd(A, B)$		$\gcd(1085, 378)$	
integers	quotient	integers	quotient
(A, B)	$q = \lfloor A/B \rfloor$	$(1085, 378)$	$2 = \lfloor 1085/378 \rfloor$
$(A - qB, B)$	$q' = \lfloor \frac{B}{A - qB} \rfloor$	$(329, 378)$	$1 = \lfloor 378/329 \rfloor$
$(A - qB, B - q'(A - qB))$	$q'' = \dots$	$(329, 49)$	$6 = \lfloor 329/49 \rfloor$
\cdot	\cdot	$(35, 49)$	$1 = \lfloor 49/35 \rfloor$
\cdot	\cdot	$(35, 14)$	$2 = \lfloor 35/14 \rfloor$
\cdot	\cdot	$(7, 14)$	$2 = \lfloor 14/7 \rfloor$
$(\gcd(A, B), 0)$		$(7, 0)$	

It can be shown that the Euclidean algorithm will involve $O(n)$ iterations (modular reduction steps) and has a running time of $O(n^2)$ bit operations, where n is the bit size of A and B (see [20]).

Again suppose that A and B are two positive integers. The extended Euclidean algorithm can be used not only to find $\gcd(A, B)$ but also integers k and k' such that $kA + k'B = \gcd(A, B)$. This follows from the fact that after each iteration of the Euclidean algorithm the two integers are known integer linear combinations of the previous two integers. This implies that the integers are always integer linear combinations of A and B . The extended Euclidean algorithm simply records the integer linear combinations of A and B which yield the current pair of integers. Thus when the algorithm terminates with $(\gcd(A, B), 0)$ or $(0, \gcd(A, B))$ we will have an integer linear combination of A and B which equals $\gcd(A, B)$.

Let us now turn our attention to finding $x^{-1} \pmod{p}$, for $x \neq 0$. If the extended Euclidean algorithm is used to find integers k and k' such that $kx + k'p = 1$ then $k \equiv x^{-1} \pmod{p}$. Note that we are not interested in the coefficient k' of p in the integer linear combination. Thus we need only record the coefficient of x (and not p) in the extended Euclidean algorithm.

Hence to compute $x^{-1} \pmod{p}$ we will maintain two ordered pairs (a, A) and (b, B) , where A and B are as in the Euclidean algorithm and a and b record the coefficients of x in the integer linear combinations. We shall refer to these ordered pairs as *Euclidean pairs*. (Note that A and B will equal $ax \pmod{p}$ and $bx \pmod{p}$). We begin the algorithm with $(a, A) = (0, p)$ and $(b, B) = (1, x)$. In each iteration we replace either (a, A) or (b, B) . If $A \geq B$ then we replace (a, A) with $(a - qb, A - qB)$, where $q = \lfloor A/B \rfloor$. Otherwise (b, B) is replaced

with $(b - qa, B - qA)$, where $q = \lfloor B/A \rfloor$. The algorithm terminates when one of the pairs is $(\pm p, 0)$, in which case the other pair will be $(x^{-1}, 1)$ or $(x^{-1} - p, 1)$. We illustrate the algorithm in the following table.

$x^{-1} \bmod p$		$96^{-1} \bmod 257$	
Euclidean pairs	quotient	Euclidean pairs	quotient
$(0, p), (1, x)$	$q = \lfloor p/x \rfloor$	$(0, 257), (1, 96)$	$2 = \lfloor 257/96 \rfloor$
$(-q, p - qx), (1, x)$	$q' = \lfloor \frac{x}{p - qx} \rfloor$	$(-2, 65), (1, 96)$	$1 = \lfloor 96/65 \rfloor$
$(-q, p - qx), (1 + q'q, x - q'(p - qx))$		$(-2, 65), (3, 31)$	$2 = \lfloor 65/31 \rfloor$
.		$(-8, 3), (3, 31)$	$10 = \lfloor 31/3 \rfloor$
.		$(-8, 3), (83, 1)$	$3 = \lfloor 3/1 \rfloor$
$(-p, 0), (x^{-1}, 1)$		$(-257, 0), (83, 1)$	

Note that at termination the Euclidean pairs will either be $(-p, 0), (x^{-1}, 1)$ or $(x^{-1} - p, 1), (p, 0)$. In the later case we have to add p to $x^{-1} - p$ to get the standard representation.

5.1 Stepwise reversibility

A priori it's not clear whether an iteration of the extended Euclidean algorithm is reversible. In particular it's not clear whether the quotients q will need to be stored or if they can be uncomputed. If they need to be stored then this will constitute a considerable number of "garbage" bits which could only be uncomputed (in the usual way) once the whole inverse finding algorithm had finished. Fortunately it turns out that each iteration of the algorithm is individually reversible.

Concretely let's look at uncomputing the quotient q after an iteration which transformed $(a, A), (b, B)$ into $(a - qb, A - qB), (b, B)$. We know that $A > B$ and $q = \lfloor A/B \rfloor$. It is not hard to see that a and b will never have the same sign and that $A > B$ if and only if $|a| < |b|$. Therefore $\lfloor -\frac{a-qb}{b} \rfloor = q$. Thus we see, that while q is computed from the second components of the original Euclidean pairs, it can be uncomputed from the first components of the modified Euclidean pairs.

5.2 Simple implementations with time $O(n^3)$ and $O(n^2 \log_2 n)$

While it is a relief that the extended Euclidean algorithm is piecewise reversible, we are not at the end of our labours. Note that the number of iterations (modular reductions) in the algorithm for $x^{-1} \bmod p$ depends on x in an unpredictable way. This is a problem because we want to apply this algorithm to a superposition of many x 's. Still worse is, that even the individual iterations take different times for different inputs x when the algorithm is implemented in an efficient way. Namely, the quotients q tend to be small, and we want to use algorithms in each iteration which exploit this fact, since for small q the steps can be made faster. Only then does the extended Euclidean algorithm use time bounded by $O(n^2)$.

Suppose that in each iteration of the algorithm we use full sized divisions and multiplications, thus the ones which we would use if we expected full sized n bit numbers. These algorithms (e.g. the modular multiplication described in section 4.3.2) consist of a fixed sequence of $O(n^2)$ gates and can work just as well on a superposition of inputs. As there are $O(n)$ iterations, the extended Euclidean algorithm would then use $O(n^3)$ gates.

5.2.1 Using bounded divisions

The running time $O(n^3)$ can be improved by noting that large quotients q are very rare. Actually in a certain limit the probability for the quotient to be q_0 or more, is given by $P(q \geq q_0) = \log_2(1 + 1/q_0) \approx 1/(q_0 \ln 2)$ (see e.g. [21] Vol. 2, section 4.5.3). If we use an algorithm that works for all quotients with less than, say, $3 \log_2 n$ bits, then the probability of error per iteration will be $\approx 1/n^3$. Or, if acting on a large superposition, this will be the fidelity loss. Because in the whole discrete logarithm algorithm we have $O(n^2)$ such iterations ($O(n)$ iterations for each of the $O(n)$ group shifts), the overall fidelity loss will only be of order $O(1/n)$. Still, even with these bounded divisions the overall complexity of the extended Euclidean algorithm would be $O(n^2 \log_2 n)$.

We would like to obtain a running time of $O(n^2)$, which would lead to an $O(n^3)$ discrete logarithm algorithm. Our proposed implementation of the extended Euclidean algorithm attains this $O(n^2)$ running time. Our implementation is not only faster asymptotically, but also for the sizes n of interest, although only by a factor of 2 to 3.

5.3 Our proposed implementation

We have investigated various efficient implementations of the extended Euclidean algorithm. Fortunately, the one presented here is one of the simpler ones. To get an $O(n^2)$ algorithm, we will not require all the basis states in the superposition to go through the iterations of Euclid's algorithm synchronously. Rather we will allow the computation for each basis state to proceed at its own pace. Thus at a given time, one computation may be in the course of the 10-th iteration, while another one is still in the 7-th iteration. Later the second computation may again overtake the first one.

The basic observation of our implementation is that it consists of only five different operations, most of which are essentially additions and subtractions. Thus each of the many "quantum-parallel" computations (thus each basis state) can store in a few flag bits which one of these five operations it needs. The implementation can then simply repeatedly cycle through the five operations one after the other, each one conditioned on the flag qubits. Thus as each operation is applied only those basis states which require it will be affected. For each cycle through the five operations the flag bits of a given computation will often only allow one operation to be applied to the computation. Therefore we loose a factor of somewhat less than five in speed relative to a (reversible) classical implementation.

5.3.1 Desynchronising the parallel computations

Let us first explain in more detail the general approach to desynchronising the “quantum-parallel” computations. Suppose, for example, that there are only three possible (reversible) operations o_1, o_2 and o_3 in a computation. Suppose further that each computation consists of a series of o_1 ’s then o_2 ’s, o_3 ’s and so on cyclicly. E.g. we would like to apply the following sequence of operations to two different basis state:

$$\begin{aligned} \dots o_2 o_2 o_2 \quad o_1 \quad o_3 o_3 \quad o_2 \quad o_1 o_1 o_1 o_1 \quad |x\rangle \\ \dots o_2 \quad o_1 o_1 o_1 \quad o_3 \quad o_2 o_2 o_2 o_2 \quad o_1 \quad |x'\rangle \end{aligned}$$

Clearly there must be a way for the computation to tell when a series of o_i ’s is finished and the next one should begin. But because we want to do this reversibly, there must also be a way to tell that an o_i is the first in a series. Say we include in each o_i a sequence of gates which flips a flag qubit f if o_i is the first in a sequence and another mechanism that flips it if o_i is the last in a sequence. (If there is a single o_i in a sequence, and thus o_i is both the first and the last o_i , then f is flipped twice.)

We will also make use of a small control register c to record which operation should be applied to a given basis state. Thus we have a triple x, f, c where x stands for the actual data. We initialise both f and c to 1 to signify that the first operation will be the first of a series of o_1 operations. The physical quantum-gate sequence which we apply to the quantum computer is:

$$\dots ac \, o'_1 \quad ac \, o'_3 \quad ac \, o'_2 \quad ac \, o'_1 \quad ac \, o'_3 \quad ac \, o'_2 \quad ac \, o'_1 \quad |QC\rangle$$

Where the o'_i are the o_i conditioned on $i = c$ and ac stands for “advance counter”. These operations act as follows on the triple:

$$\begin{aligned} o'_i : \quad & \text{if } i = c : \quad x, f, c \leftrightarrow o_i(x), f \oplus \text{first} \oplus \text{last}, c \\ ac : \quad & x, f, c \leftrightarrow x, f, (c + f) \bmod 3 \end{aligned}$$

Where o'_i doesn’t do anything if $i \neq c$, \oplus means XOR and $(c + f) \bmod 3$ is taken from $\{1, 2, 3\}$. In the middle of a sequence of o_i ’s the flag f is 0 and so the counter doesn’t advance. The last o_i in a series of o_i ’s will set $f = 1$ and thus the counter is advanced in the next ac step. Then the first operation of the next series resets f to 0, so that this series can progress.

5.3.2 Applying this to the extended Euclidean algorithm

Back to our implementation of the extended Euclidean algorithm. For reasons which will be discussed below, in our implementation we always store the Euclidean pair with the larger second coordinate first. Thus one (reversible) iteration of the algorithm is:

$$(a, A), (b, B) \leftrightarrow (b, B), (a - qb, A - qB) \quad \text{where } q = \lfloor A/B \rfloor = \lfloor -\frac{a - qb}{b} \rfloor$$

This will be decomposed into the following three individually reversible steps:

$$A, B \leftrightarrow A - qB, B, q \quad a, b, q \leftrightarrow a - qb, b \quad \text{and} \quad \text{SWAP} \quad (4)$$

where by ‘‘SWAP’’ we mean the switching of the two Euclidean pairs. Note that it appears that all the bits of q must be calculated before they can be uncompute. This would mean that the computation can not be decomposed further into smaller reversible steps. We now concentrate on the first of these operations, which starts with a pair A, B of positive integers where $A > B$. Actually, since $|a - qb| > |b|$, the second operation $a, b, q \leftrightarrow a - qb, b$ can be viewed as the same operation run backwards. The fact that a and b can be negative (actually they have opposite sign) is only a minor complication.

So we want to do the division $A, B \leftrightarrow A - qB, B, q$ in a way which takes less time for small q , namely we want to do only around $\log_2 q$ subtractions. What we do is essentially grade school long division in base 2. First we check how often we have to double B to get a number larger than A , and then we compute the bits of q from highest significance to lowest. In the first phase (operation 1) we begin with $i = 0$ and do a series of operations of the form

$$A, B, i \leftrightarrow A, B, i + 1$$

As explained in section 5.3.1, we need to flip a flag bit f at the beginning and at the end of this series. The beginning is easily recognised as $i = 0$. The end is marked by $2^i B > A$. Thus testing for the last step essentially involves doing a subtraction in each step.

In the second phase (operation 2) we then diminish i by 1 in each step:

$$A - q'B, B, i + 1, q' \leftrightarrow A - (q' + 2^i q_i)B, B, i, q' + 2^i q_i$$

where $q' = 2^{i+1}q_{i+1} + 2^{i+2}q_{i+2} + \dots$ is the higher order bits of q . The new bit q_i is calculated by trying to subtract $2^i B$ from the first register. This is easily done by subtracting and, if the result is negative ($q_i = 0$), undoing the entire subtraction in the carry uncomputing phase. The first operation in the second phase is recognised by checking $q' = 0$ and the last by checking $i = 0$. Note that when incrementing and decrementing i we might actually want to shift the bits of B to the left (resp. right), as then the gates in the subtractions can be done between neighbouring qubits.

The third and fourth phases perform $a, b, q \leftrightarrow a - qb, b$ and are essentially the reverses of phases two and one respectively. Thus operations three and four are

$$a - qb + (q' + 2^i q_i)b, b, i, q' + 2^i q_i \leftrightarrow a - qb + q'b, b, i + 1, q'$$

and

$$a - qb, b, i \leftrightarrow a - qb, b, i - 1$$

where q' and q_i are as in phase two. The first and last operation conditions of phase three are $i = 0$ and $q' = 0$. While the first and last operation conditions

of phase four are $|a - qb| < 2^{i+1}|b|$ and $i = 0$. (These conditions are essentially the last and first operation conditions for phases two and one respectively.)

Finally we also need to do the SWAP operation where we switch the two Euclidean pairs so that again their second components are in the order: larger to the left, smaller to the right. If we didn't do that, we would have to double the set of operations above, to take care of the case when the roles of the pairs are switched. The SWAP of course simply switches the registers qubit by qubit (although this has to be done conditional on the control register c). As every sequence of SWAP operations will be of length one, the flag bit f can be left untouched.

5.3.3 How many steps are necessary?

With the SWAP we have a sequence of five operations which we repeatedly apply one after the other to the quantum computer. So the question is: How many times do we need to cycle through the five operations? Each iteration of Euclid's algorithm ends with a SWAP and thus requires an integer number of cycles through the five operations. Also note, that in each iteration the length of the sequence of operations o_i is the same for all four phases. Thus for one iteration the following operations might actually be applied to one computation:

$$\text{SWAP } o_4 o_4 o_4 o_3 o_3 o_3 o_2 o_2 o_2 o_1 o_1 o_1 |x\rangle$$

The length z of the sequences (here 3) is the bit length of the quotient q in the iteration (i.e. $z = \lfloor \log_2 q \rfloor + 1$). If each operation is done only once (so $z = 1$), everything will be finished with one cycle through the five operations. In general the number of cycles for the iteration will be $4(z - 1) + 1$.

Let r be the number of iterations in a running of Euclid's Algorithm on p, x , let q_1, q_2, \dots, q_r be the quotients in each iteration and let t be the total number of cycles required. Then

$$t = \sum_{i=1}^r (4 \lfloor \log_2(q_i) \rfloor + 1) = r + 4 \sum_{i=1}^r \lfloor \log_2(q_i) \rfloor$$

For $p > 2$ a bound on t is $4.5 \log_2(p)$ (see appendix B). Thus we can bound the number of cycles by $4.5n$.

5.3.4 The quantum halting problem: a little bit of garbage

Actually, because the inverse computation for each basis state has to be reversible it can't simply halt when $B = 0$. Otherwise, when doing things backward, we wouldn't know when to start uncomputing. This has been called the "quantum halting problem", although it seems to have little in common with the actual classical (undecidable) halting problem. Anyway, instead of simply halting, a computation will have to increment a small ($\log_2 4.5n$ bit) counter for each cycle after Euclid's algorithm has finished. Thus once per cycle we will check if $B = 0$ to determine if the completion counter needs to be incremented.

This means that at the end of Euclid’s algorithm we will actually have a little “garbage” besides $x^{-1} \bmod p$. Also, at least one other bit of garbage will be necessary because, as mentioned earlier, half the time we get $x^{-1} - p$ instead of x^{-1} itself. Note that in our computation of $x, y \leftrightarrow x, y/x$ we use Euclid’s algorithm twice, once for $x \leftrightarrow x^{-1}$ and once for the converse (see section 4.3.1). Thus we can simply leave the garbage from the first time around and then run the whole algorithm backwards.

5.3.5 Saving space: Bounded divisions and register sharing

To solve the DLP our algorithm will need to run the Euclidean algorithm $8n$ times. Each running of the Euclidean algorithm will require at most $1.5n$ iterations (see [22]). Thus the DLP algorithm will require at most $12n^2$ Euclidean iterations. As mentioned in section 5.2.1, the probability for the quotient, q , in a Euclidean iteration to be $c \log_2 n$ or more, is $\approx 1/n^c$. Thus by bounding q to $3 \log_2 n$ -bits (instead of n bits) the total loss of fidelity will be at most $12/n$.

Over the course of Euclid’s algorithm, the first number a in the Euclidean pair (a, A) gets larger (in absolute value), while A gets smaller. Actually the absolute value of their product is at most p : At any given time, we store the two parentheses (a, A) and (b, B) . It is easy to check that $|bA - aB|$ remains constant and equals p during the algorithm ($bA - aB$ simply changes sign from one iteration to the next and the initial values are $(0, p)$ and $(1, x)$). Now $p = |bA - aB| \geq |bA| \geq |aA|$, where we used that a and b have opposite sign and $|a| < |b|$. So we see that a and A could actually share one n -bit register. Similarly, since $|bB| \leq |bA| \leq p$, it follows that b and B could also share an n -bit register.

The problem is, that in the different “quantum parallel” computations, the boundary between the bits of a and those of A (or b and B) could be in different places. It will be shown in section 5.4.3 that the average number of cycles required is approximately $3.5n$. Thus on average after r cycles we would expect A and B to have size $n - r/3.5$ and the size of a and b to be $r/3.5$. We shall define the “size perturbation” of a running of the extended Euclidean algorithm as the maximum number of bits any of A, B, a or b reach above their expected sizes. Table 1 gives some statistics on size perturbations for various values of n . For each value of n in the table, the size perturbations were calculated for one million runnings of Euclid’s algorithm (1000 random inverses for each of 1000 random primes). From the table we see that the mean of the size perturbations ranges from $1.134\sqrt{n}$ for $n = 110$ to $1.069\sqrt{n}$ for $n = 512$ and over all 6 million calculations was never over $2\sqrt{n}$. By analyzing the distributions of the size perturbations it was seen that for $n \in [110, 512]$ the distributions are close to normal with the given means and standard deviations.

Thus one method of register sharing between a, A, b and B would be to take the size of the registers to be their expected values plus $2\sqrt{n}$. In this case the four registers could be stored in $2n + 8\sqrt{n}$ qubits (instead of $4n$ qubits). Note that a, A, b and B are never larger than p , thus when implementing the register sharing one would actually use the minimum of n and the expected

n	Mean Size Perturbation	Standard Deviation	Maximum Size Perturbation
110	11.90	1.589	18
163	14.13	1.878	24
224	16.35	2.115	25
256	17.33	2.171	25
384	21.02	2.600	31
512	24.20	3.084	38

Table 1: Size perturbations during Euclid’s Algorithm

value plus $2\sqrt{n}$. As the amount of extra qubits added to the expected sizes of the buffers was only found experimentally, we shall carry through the analysis of the algorithm both with and without register sharing.

5.4 Analysis of the Euclidean algorithm implementation

The most basic operations, namely additions and subtractions, are in the end conditioned on several qubits, which seems to complicate things a lot. But before e.g. doing an addition we can simply compute the AND of these control qubits, put it into an auxiliary qubit, and use this single qubit to control the addition. Thus the basic operations will essentially be (singly) controlled additions and subtractions, as for the factoring algorithm. Detailed networks for this can e.g. be found in [5].

5.4.1 Running time: $O(n^2)$

Let us now analyze the running time of our implementation of the extended Euclidean algorithm. The algorithm consists of $4.5n$ operation cycles. During each of these cycles the halting register needs to be handled and each of the five operations needs to be applied.

Handling the halting register requires checking if $B = 0$ and incrementing the $\log_2 4.5n$ bit register accordingly. The following table summarises the operations required in the first four operations of a cycle.

	Main Operation	First Check	Last Check
1	z -bit ADD	z -bit ZERO	w -bit SUB
2	w -bit SUB, z -bit SUB	$(3 \log_2 n)$ -bit ZERO	z - bit ZERO
3	w -bit ADD, z -bit ADD	z - bit ZERO	$(3 \log_2 n)$ -bit ZERO
4	z -bit SUB	w -bit SUB	z -bit ZERO

Where $z = \log_2(3 \log_2 n)$ is the size of the register for i , w represents the bit size of the registers for a, A, b and B ($w \leq n$ and depends on whether or not register sharing is being used), ZERO means a compare to zero and the w -bit

operations are applied to two quantum registers. Lastly, the fifth operation of the cycle, SWAP, swaps two registers of size at most $2n$.

Therefore each of the $4.5n$ cycles requires 4 w -bit additions/subtractions, a SWAP and a w -bit compare to zero, all of which are $O(n)$. The running time of the w -bit operations dominate the algorithm and lead to a running time of $O(n^2)$.

5.4.2 Space: $O(n)$

Let us now determine the number of qubits required for our implementation of the extended Euclidean algorithm. The largest storage requirement is for the two Euclidean pairs (a, A) and (b, B) , which as discussed in section 5.3.5, can be either $4n$ or $2n + 8\sqrt{n}$ bits depending on whether or not register sharing is used. The next largest requirement is the n bits needed for the carry register during the additions and subtractions. The quotient q will require $(3 \log_2 n)$ bits (see 5.3.5). The halting counter, h , will be of size $\log_2 4.5n$, however since h and q are never required at the same time they can share a register. The i register needs to be able to hold the bit size of the maximum allowed quotient $(3 \log_2 n)$ and thus easily fits in a $\log_2 n$ register. Lastly the algorithm requires a small fixed number (< 10) of bits for the flag f , the control register c and any other control bits. Thus we see that the algorithm requires approximately $5n + 4 \log_2 n + \epsilon$ or $3n + 8\sqrt{n} + 4 \log_2 n + \epsilon$ bits depending of whether register sharing is used. In either case we see that the space requirement is $O(n)$.

5.4.3 Possible improvements and alternative approaches

Here we list a few possible improvements and alternatives to our approach. It might also be that there are standard techniques, which we are not aware of, for finding (short) acyclic reversible circuits.

Reducing the number of cycles

While $4.5n$ is a limit on the maximum number of cycles required in the Euclidean algorithm, there are very few inputs for which the algorithm actually approaches this bound. For a prime p let $L_q(p)$ be the number of times q occurs as a quotient when the Euclidean algorithm is run on p, x for all x satisfying $1 < x < p$. In [23] it was shown that

$$L_q(p) = \frac{12(p-1)}{\pi^2} \ln\left(\frac{(q+1)^2}{(q+1)^2-1}\right) \ln(p) + O(p(1+1/p)^3)$$

Using this fact, it can be shown that the total number of cycles required for finding x^{-1} for all $1 < x < p$ is

$$\sum_{q=1}^{p-1} L_q(p)(4\lfloor \log_2(q) \rfloor + 1) \approx (p-1)3.5 \log_2(p)$$

Thus the average number of cycles is approximately $3.5n$. Experiments conducted seem to show that the distribution of required cycles is close to normal with a standard deviation of around \sqrt{n} . Thus if we run the quantum computer a few standard deviations beyond the average number of cycles, nearly all computations will have halted making the loss of fidelity minimal. While this still leads to a $O(n^3)$ DLP algorithm, the constant involved will have decreased.

Reducing the number of carry qubits

Actually the number of carry qubits can be reduced by “chopping” e.g. an n -qubit addition into several pieces and have the carry qubits not go much beyond one piece at a time. (Thereby we sacrifice some fidelity, see e.g. [5].) This procedure takes somewhat more time than a standard addition, but it may well make sense to reduce the number of carry qubits (currently n) by a factor of 2 or 3.

Store length of numbers separately

Here the idea is to also store the bit lengths of the numbers in (a, A) and (b, B) . In the divisions A/B etc. the size of q could be determined by one comparison. Also the register sharing might be easier, allowing for fewer than the current $8\sqrt{n}$ extra qubits. Another possibility might be to synchronise the quantum parallel computations by the lengths of the numbers. Then we would e.g. even classically know the size of A .

More classical pre-computation for $GF(p)$

As mentioned earlier, we can assume that classical computation is much cheaper than quantum computation. Thus it might be reasonable to classically pre-compute and store many values specific to $GF(p)$, if these values would help to make the quantum implementation of Euclid’s algorithm easier. Unfortunately we haven’t found any way of doing this.

A quantum solution to arithmetic in $GF(p)$

With an (approximate) quantum Fourier transform of size p , addition modulo p in a way becomes simpler [24]. It would be nice to find such a “quantum solution” to both, addition *and* multiplication. But to us it seems unlikely that this is possible.

Binary extended Euclidean algorithm

This is a variant of Euclid’s algorithm (see e.g. [21], Vol. 2, p. 338) which only uses additions, subtractions and bit shifts (divisions by 2). Basically one can subtract (b, B) from (a, A) , but one also divides a parenthesis by 2 till the second component is odd. We haven’t managed to see that this algorithm is piecewise reversible. Still, even if it isn’t, it may be enough to keep relatively little garbage

around to make it reversible (Our implementation of this algorithm used $7n + \epsilon$ qubits and had a running time of $O(n^2)$).

6 Results and a comparison with factoring

6.1 Total time for the DLP algorithm

Let's collect the total number of quantum gates for the whole discrete logarithm algorithm. Remember that the success probability of the algorithm is close to 1 (appendix A), thus we assume that we have to do only a single run. We will not actually go to the lowest level and count the number of gates, but rather the number of (n -bit) additions.

In table 2, we decompose each part of the DLP algorithm into its subroutines, plus things that can be done directly (to the right). At the top are the $2n$ group shifts by a fixed (classical) elliptic curve point (section 4.1), n for $x \cdot P$ and n for $y \cdot Q$. Each group shift is decomposed into 2 divisions (section 4.3.1), a multiplication to square λ , and a few modular additions. Multiplications and additions here are understood to be modulo p (section 4.3.2).

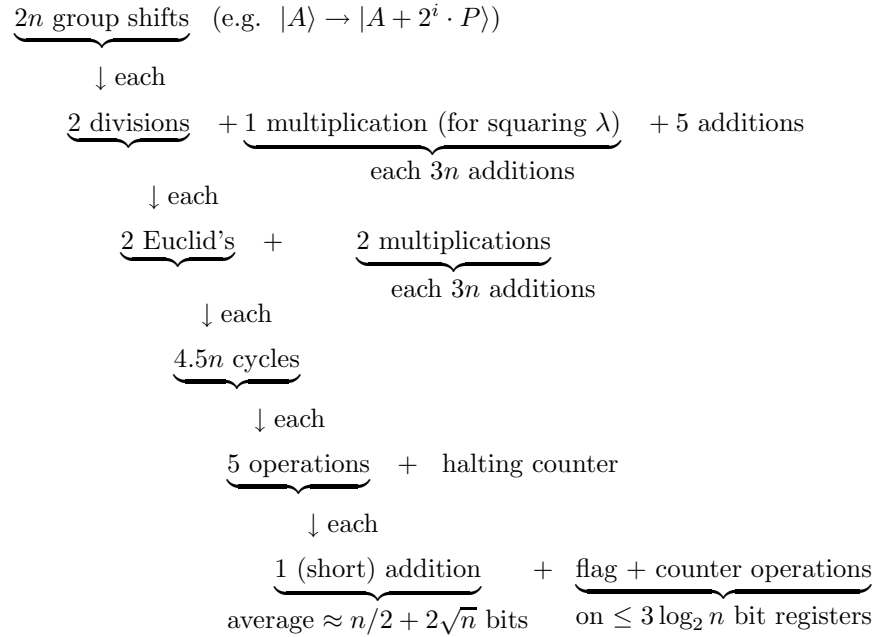


Table 2: DLP Algorithm Operations

As discussed in section 5.4.1, a running of Euclid's algorithm requires $4.5n$ cycles through the five operations. If w represents the sizes of the a, A, b and

B registers then each of these cycles requires a w -bit compare to zero (for the halting register), 4 w -bit additions/subtractions, a register swap and some operations on $3 \log_2 n$ and $\log_2(3 \log_2 n)$ bit registers. For our analysis we shall assume that all these operations together are equivalent to 5 w -bit additions (This is reasonable since the SWAP and compare to zero operations are quite easy compared to additions, see e.g. [4] fig. 10). After the first running of Euclid's algorithm we have found the inverse, but still have some garbage in the halting register. We saw in section 5.3.4 that the second running of Euclid's algorithm will actually be the reverse of the above operations. Thus the running time of the two instances of Euclid's algorithm will be double the above operations.

To get a nice comparison to the factoring algorithm we need to know how many classical-quantum additions are required (since the factoring algorithm uses additions in which one summand is known classically [5]). In order to do this we assume that a quantum-quantum addition is a factor of 1.7 times more difficult than a classical-quantum addition (we estimated this ratio from the networks in [5]). When register sharing is used, the sizes of the a , A , b and B registers change linearly between $2\sqrt{n}$ and $n + 2\sqrt{n}$. This implies that on average $w = n/2 + 2\sqrt{n}$. This gives a total running time of

$$T = 2n[5 + 3n + 2[6n + 2(4.5(5n))]] \cdot 1.7 \approx 360n^2$$

n -bit additions with no register sharing and

$$T = 2n[5 + 3n + 2[6n + 2(4.5 \cdot 5(n/2 + 2\sqrt{n}))]] \cdot 1.7 \approx 205n^2 + 615n^{3/2}$$

n -bit additions with register sharing.

As a classical-quantum addition is $O(n)$ this implies that the discrete logarithm algorithm is $O(n^3)$. Assume a running time of $k \cdot n$ for an n -bit classical-quantum addition. Then the discrete logarithm algorithm has a running time of approximately $360kn^3$ compared to only about $4kn^3$ for factoring, but the larger n needed for classical intractability more than compensates for this (see section 6.3).

6.2 Total number of qubits (roughly $6n$)

For the number of qubits necessary for the discrete logarithm algorithm, what counts is the operations during which the most qubits are needed. Clearly this is during the extended Euclidean algorithm, and not e.g. in the course of a modular multiplication.

In fact, the maximum qubit requirement will occur in the second call to the Euclidean algorithm within each division (see section 4.3.1). Here we require two n -bit registers plus a register on which to carry out the Euclidean algorithm (see table 3). Thus the DLP algorithm requires either $f(n) = 7n + 4 \log_2 n + \epsilon$ or $f'(n) = 5n + 8\sqrt{n} + 4 \log_2 n + \epsilon$ bits depending of whether register sharing is used (see section 5.4.2). Therefore the DLP algorithm, like the extended Euclid algorithm, uses space $O(n)$.

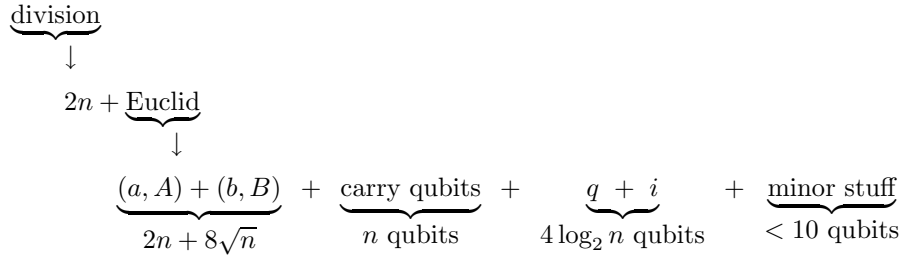


Table 3: Maximum Bit Requirement With Register Sharing

6.3 Comparison with the quantum factoring algorithm

One of the main points of this paper is that the computational “quantum advantage” is larger for elliptic curve discrete logarithms than for the better known integer factoring problem. With our proposed implementation we have in particular achieved similar space and time requirements. Namely the number of qubits needed is also of $O(n)$ and the number of gates (time) of order $O(n^3)$, although in both cases the coefficient is larger. Note that the input size n is also the key size for RSA resp. ECC public key cryptography. Because the best known classical algorithms for breaking ECC scale worse with n than those for breaking RSA, ECC keys with the same computational security level are shorter. Below is a table with such key sizes of comparable security (see e.g. [25]). The column to the right roughly indicated the classical computing resources necessary in multiples of C , where C is what’s barely possible today (see. e.g. the RSA challenges [26] or the Certicom challenges [27]). Breaking the keys of the last line seems to be beyond any conceivable classical computation, at least if the presently used algorithms can’t be improved.

Factoring algorithm (RSA)			EC discrete logarithm (ECC)			classical
n	$\approx \#$ qubits	time	n	$\approx \#$ qubits	time	time
	$2n$	$4n^3$		$f'(n)$ ($f(n)$)	$360n^3$	
512	1024	$0.54 \cdot 10^9$	110	700 (800)	$0.5 \cdot 10^9$	C
1024	2048	$4.3 \cdot 10^9$	163	1000 (1200)	$1.6 \cdot 10^9$	$C \cdot 10^8$
2048	4096	$34 \cdot 10^9$	224	1300 (1600)	$4.0 \cdot 10^9$	$C \cdot 10^{17}$
3072	6144	$120 \cdot 10^9$	256	1500 (1800)	$6.0 \cdot 10^9$	$C \cdot 10^{22}$
15360	30720	$1.5 \cdot 10^{13}$	512	2800 (3600)	$50 \cdot 10^9$	$C \cdot 10^{60}$

Where $f(n)$ and $f'(n)$ are as in section 6.2 with $\epsilon = 10$. The time for the quantum algorithms is listed in units of “1-qubit additions”, thus the number of quantum gates in an addition network per length of the registers involved. This number is about 9 quantum gates, 3 of which are the (harder to implement) Toffoli gates (see e.g. [5]). Also it seems very probable that for large scale quantum computation error correction or full fault tolerant quantum computation techniques are necessary. Then each of our “logical” qubits has to be encoded into several physical qubits (possibly dozens) and the “logical” quantum gates will consist of many physical ones. Of course this is true for both quantum

algorithms and so shouldn't affect the above comparison. The same is true for residual noise (on the logical qubits) which will decrease the success probability of the algorithms. The quantum factoring algorithm may have one advantage, namely that it seems to be easier to parallelise.

Acknowledgements

Ch.Z. is supported by CSE (Communications Security Establishment) and MITACS (Mathematics of Information Technology and Complex Systems), both from Canada.

A Appendix: Detailed analysis of the success probability

Here we analyse in some detail the success probability of the discrete logarithm quantum algorithm when we use the usual quantum Fourier transform of size $N = 2^n$, as opposed to the ideal case which would have prime size. The result is, that the algorithm has a probability close to 1 of giving the right answer. Thus when looking at the runtime we will assume that a single run is enough.

A.1 Order finding algorithm (basis of factoring)

We first consider the case of the order finding algorithm (section 2.2.1) which is the basis of the factoring algorithm. The discrete logarithm case is then simply a 2 dimensional version of this. Here we will use the eigenvalue estimation viewpoint introduced by Kitaev [11] (see also [17]). The advantage of this viewpoint is, that the (mixed) state of the register which we ultimately measure is explicitly written as a mixture of isolated ‘‘peaks’’ (thanks to Mike Mosca for pointing this out). In the usual picture, which we used in section 2.2.1, we have the diagonalised form of the mixed state (or, equivalently, we use the Schmidt normal form between the entangled registers). But there we have to worry about destructive interference between different peaks, which makes the analysis a bit less nice.

So we want to find the order r of a group element α . Again we do:

$$\frac{1}{\sqrt{N}} \sum_x |x\rangle \quad \rightarrow \quad \frac{1}{\sqrt{N}} \sum_x |x, \alpha^x\rangle = \frac{1}{\sqrt{N}} \sum_x |x\rangle U_\alpha^x |e\rangle$$

Where e is the neutral element and U_α is multiplication by α , thus $U_\alpha |g\rangle = |\alpha g\rangle$. (Eigenvalue estimation refers to the eigenvalues of U_α .) Now we write $|e\rangle$ in terms of eigenstates of U_α . These r eigenstates are easy to find:

$$|\Psi_k\rangle = \frac{1}{\sqrt{r}} \sum_{k'=0}^{r-1} \omega_r^{kk'} |\alpha^{k'}\rangle \quad \text{with} \quad U_\alpha |\Psi_k\rangle = \omega_r^{-k} |\Psi_k\rangle \quad \text{and} \quad \omega_r = e^{2\pi i/r}$$

It is also easy to see that $|e\rangle$ is simply a uniform superposition of these states:

$$|e\rangle = \frac{1}{\sqrt{r}} \sum_k |\Psi_k\rangle$$

So the state of the quantum computer can be written as

$$\frac{1}{\sqrt{N}} \sum_x |x, \alpha^x\rangle = \frac{1}{\sqrt{N}} \sum_x |x\rangle \frac{1}{\sqrt{r}} \sum_k \omega_r^{-kx} |\Psi_k\rangle$$

Now we apply the QFFT $_N$ to the first register to obtain:

$$\frac{1}{\sqrt{r}} \sum_k \left(\sum_{x'} \frac{1}{N} \sum_x \omega_N^{xx'} \omega_r^{-kx} |x'\rangle \right) |\Psi_k\rangle$$

Because the $|\Psi_k\rangle$ are orthogonal, the state of the first register alone can be viewed as a mixture of r pure states, one for each k . The probabilities associated with each of these pure states are equal, namely $1/r$, as can be seen from the previous equation. By summing the geometrical series in the sum over x we get for these (normalised) pure states:

$$\begin{aligned} \sum_{x'} \frac{1}{N} \sum_x \omega_N^{xx'} \omega_r^{-kx} |x'\rangle &= \sum_{x'} \frac{1}{N} \frac{e^{2\pi i N(x'/N - k/r)} - 1}{e^{2\pi i(x'/N - k/r)} - 1} |x'\rangle = \\ &= \sum_{x'} e^{i\phi(x')} \frac{\sin(\pi(x' - kN/r))}{N \sin(\pi(x'/N - k/r))} |x'\rangle = \sum_{x'} e^{i\phi(x')} \frac{\sin(\pi(x' - x'_0))}{N \sin(\pi(x' - x'_0)/N)} |x'\rangle \end{aligned}$$

Where $\phi(x')$ is some (irrelevant) phase. We see that each of these states is dominated by basis states $|x'\rangle$ with

$$x' \approx k \cdot N/r = x'_0$$

Thus each of the pure states corresponds to one “smeared out” peak centered at x'_0 . Note that the argument of the sine in the denominator is small. So the shape of the peak is approximately given by the function $\sin(\pi x)/(\pi x)$ sampled at values for x which are integers plus some constant fractional offset, as plotted in figure 1.

We are interested in the probability of observing a basis state no farther away from the center x'_0 of the peak than, say $\Delta x'$. How spread out the peak is, depends on the fractional offset. If there is no offset, then we simply observe the central value with probability 1. The largest spread occurs for offset $1/2$. (Then the probabilities of the two closest basis states are each $4/\pi^2$.) The chance of obtaining a state at distance $\Delta x'$ decreases as $1/(\Delta x')^2$. So the probability of being away more than $\Delta x'$ on either side is at most about $2/\Delta x$. Because the total probability is normalised to 1, this tells us what the chance is of coming within $\Delta x'$ of the central value.

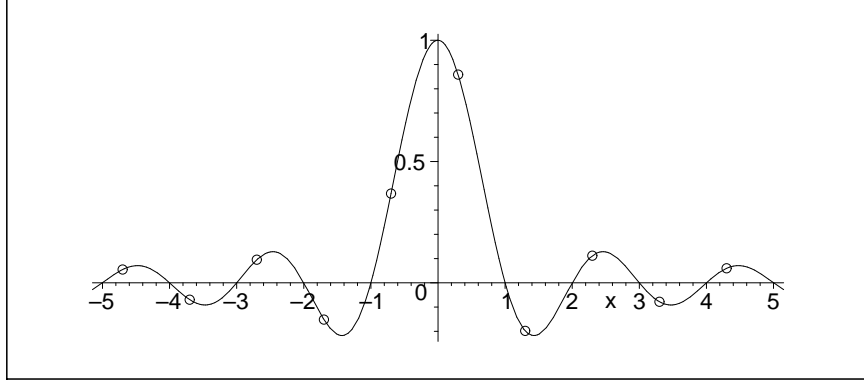


Figure 1: The function $\frac{\sin(\pi x)}{\pi x}$. Up to an (irrelevant) phase, the amplitudes near a “peak” are given by sampling this function at integer intervals, as indicated by the circles.

A.2 Discrete logarithm case

The discrete logarithm case is analogous, actually it can be viewed as a two dimensional version of the order finding algorithm. We have

$$\sum_{x,y=0}^{N-1} |x, y, \alpha^x \beta^y\rangle = \sum_{x,y} |x, y, \alpha^{x+dy}\rangle = \sum_{x,y} |x, y\rangle U_\alpha^{x+dy} \frac{1}{\sqrt{q}} \sum_{k=0}^{q-1} |\Psi_k\rangle$$

By applying a Fourier transform of size N to each of the first two registers we get

$$\frac{1}{\sqrt{q}} \sum_k \left(\sum_{x',y'} \frac{1}{N} \sum_x \omega_N^{xx'} \omega_q^{-kx} \frac{1}{N} \sum_y \omega_N^{yy'} \omega_q^{-dky} |x', y'\rangle \right) |\Psi_k\rangle$$

Again we get a peak for each k , and each with the same probability. The x' and y' values are independently distributed, each as in the above 1-dimensional case. For x' the “central value” is Nk/q and for y' it is Ndk/q . To obtain the values k and dk which we want, we multiply the observed x', y' with q/N and round. Thus, if we chose $N (= 2^n)$ sufficiently larger than q , we are virtually guaranteed to obtain the correct values, even if x' and y' are a bit off. Alternatively, we can try out various integer values in the vicinity of our candidate k and dk , thus investing more classical post-processing to make the success probability approach 1.

B Appendix: Bounding the number of cycles

It was shown in section 5.3.3 that the number of cycles required to complete the Euclidean algorithm on inputs p and x is

$$t(p, x) = 4 \sum_{i=1}^r \lfloor \log_2(q_i) \rfloor + r$$

where q_1, q_2, \dots, q_r are the quotients in the Euclidean algorithm.

Lemma 1 *If p and x are coprime integers such that $p > x \geq 1$ and $p > 2$ then $t(p, x) \leq 4.5 \log_2(p)$.*

Proof: Assume by way of contradiction that there exist integers (p, x) for which the lemma does not hold. Let (p, x) be an input for which the number of Euclidean iterations, r , is minimal subject to the condition that the lemma does not hold (i.e. $t(p, x) > 4.5 \log_2(p)$, $p > 2$, $p > x \geq 1$ and $\gcd(p, x) = 1$). Let q_1, \dots, q_r be the quotients when the Euclidean algorithm is run on (p, x) .

We will now obtain a contradiction as follows. First, we show that if $t(p, x) > 4.5 \log_2(p)$ then the Euclidean algorithm with input (p, x) will require at least three iterations (i.e. $r \geq 3$). Next, we show that if $t(p, x) > 4.5 \log_2(p)$ and the Euclidean algorithm run for two iterations on input (p, x) returns the pair (y, z) then (y, z) also contradict the lemma. Since (y, z) would contradict the lemma with fewer iterations than (p, x) this contradicts the existence on (p, x) . It is easily verified that the lemma holds provided $2 < p \leq 15$ (simply calculate $t(p, x)$ for each of the possibilities). We can thus assume that $p \geq 16$.

Recall that the Euclidean algorithm takes as input two integers (a, b) and terminates when one of a and b is set to zero, at which point the other integer will be $\gcd(a, b)$. An iteration of the Euclidean algorithm on (a, b) , with $a \geq b$, returns $(a - qb, b)$, where $q = \lfloor a/b \rfloor$. Note that since $\gcd(p, x) = 1$ on this input the algorithm will terminate with either $(1, 0)$ or $(0, 1)$.

Let us first prove that the Euclidean algorithm with input (p, x) will require at least three iterations. Since neither p nor x is zero we know that $r \geq 1$. Suppose that $r = 1$. Then the single iteration of the algorithm transforms (p, x) to $(p - q_1x, x) = (0, 1)$. This implies that $x = 1$ and $q_1 = p$. Thus

$$t(p, x) = 4 \lfloor \log_2(p) \rfloor + 1 \leq 4.5 \log_2(p) \quad (\text{since } p > 2)$$

which implies that $r \geq 2$. Suppose that $r = 2$. Then the two iterations of the algorithm would transform

$$(p, x) \rightarrow (p - q_1x, x) \rightarrow (p - q_1x, x - q_2(p - q_1x)) = (1, 0)$$

This implies that $p - q_1x = 1$ and $q_2 = x$. Thus $p - q_1q_2 = 1$, which implies that $\log_2(p) > \log_2(q_1) + \log_2(q_2)$. Therefore

$$\begin{aligned} t(p, x) &= 4\lfloor \log_2(q_1) \rfloor + 4\lfloor \log_2(q_2) \rfloor + 2 \\ &\leq 4\lfloor \log_2(q_1) + \log_2(q_2) \rfloor + 2 \\ &< 4\lfloor \log_2(p) \rfloor + 2 \\ &\leq 4.5 \log_2(p) \quad (\text{since } p \geq 16) \end{aligned}$$

and we have that $r \geq 3$. Note that we now know $x \neq 1, 2$, $p - q_1x \neq 1$ and $x - q_2(p - q_1x) \neq 0$ since any of these would imply $r \leq 2$.

We shall now establish that $q_1 \in \{1, 2\}$. After the first iteration of the Euclidean algorithm the problem is reduced to running the algorithm on $(p - q_1x, x)$, for which the quotients will be q_2, \dots, q_r . Since $xq_1 \leq p$ we have that $\log_2(p) \geq \log_2(x) + \log_2(q_1)$. Therefore

$$\begin{aligned} t(x, p - q_1x) &= 4 \sum_{i=2}^r \lfloor \log_2(q_i) \rfloor + r - 1 \\ &= t(p, x) - (4\lfloor \log_2(q_1) \rfloor + 1) \\ &> 4.5 \log_2(p) - (4\lfloor \log_2(q_1) \rfloor + 1) \\ &\geq 4.5 \log_2(x) + 4.5 \log_2(q_1) - 4\lfloor \log_2(q_1) \rfloor - 1 \\ &\geq 4.5 \log_2(x) \quad (\text{if } q_1 \geq 3) \end{aligned}$$

Thus if $q_1 \geq 3$ then $t(x, p - q_1x) > 4.5 \log_2(x)$, $x > 2$ and $x > p - q_1x \geq 1$, but this would contradict the minimality of r . Therefore $q_1 \in \{1, 2\}$.

After two iterations of the Euclidean algorithm on (p, x) the problem has been reduced to running the algorithm on $(p - q_1x, x - q_2(p - q_1x))$. We will now show that the lemma does not hold for $(p - q_1x, x - q_2(p - q_1x))$. This will contradict the minimality of r and thus the existence of (p, x) . To do this, we must first show that $p - q_1x > 2$ and that $p - q_1x > x - q_2(p - q_1x) \geq 1$ (so that the lemma applies). As discussed above, since $r \geq 3$ we know that $p - q_1x > 1$ and that $p - q_1x > x - q_2(p - q_1x) \geq 1$, thus we need only show that $p - q_1x \neq 2$.

Suppose that $p - q_1x = 2$. Since $q_1 \in \{1, 2\}$ either $p = x + 2$ or $p = 2x + 2$. Since $\gcd(p, x) = 1$ this implies that x is odd and that the Euclidean algorithm will proceed as follows

$$(p, x) \rightarrow (2, x) \rightarrow (2, 1) \rightarrow (0, 1)$$

Thus $r = 3$, $q_2 = (x - 1)/2$, $q_3 = 2$ and

$$\begin{aligned} t(p, x) &= 4\lfloor \log_2(q_1) \rfloor + 4\lfloor \log_2((x - 1)/2) \rfloor + 4\lfloor \log_2(2) \rfloor + 3 \\ &= 4\lfloor \log_2(q_1x - q_1) \rfloor + 3 \\ &\leq 4.5 \log_2(p = q_1x + 2) \end{aligned}$$

where the last line follows by checking the values for $q_1 \in \{1, 2\}$ and $x < 64$ and noting that $4.5 \log_2(q_1x) > 4 \log_2(q_1x) + 3$ when $x \geq 64$. This would contradict the fact that the lemma doesn't hold for (p, x) , thus $p - q_1x \neq 2$.

Now to complete the proof we need only show that $t(p - q_1x, x - q_2(p - q_1x)) > 4.5 \log_2(p - q_1x)$. Let $x = cp$, so $p - q_1x = (1 - q_1c)p$ with $1 > 1 - q_1c > 0$. By the Euclidean algorithm we know that $x \geq q_2(p - q_1x)$ and thus

$$\log_2(x) = \log_2(p) + \log_2(c) \geq \log_2(p) + \log_2(1 - q_1c) + \log_2(q_2)$$

Therefore $\log_2(c/(1 - q_1c)) \geq \log_2(q_2)$, which implies $1 - q_1c \leq 1/(1 + q_1q_2)$. This in turn implies that $\log_2(p - q_1x) = \log_2(p) + \log_2(1 - q_1c) \leq \log_2(p) - \log_2(1 + q_1q_2)$. Hence

$$\begin{aligned} t(p - q_1x, x - q_2(p - q_1x)) &= 4 \sum_{i=3}^r \lfloor \log_2(q_i) \rfloor + r - 2 \\ &= t(p, x) - (4 \lfloor \log_2(q_2) \rfloor + 4 \lfloor \log_2(q_1) \rfloor + 2) \\ &> 4.5 \log_2(p) - (4 \lfloor \log_2(q_2) \rfloor + 4 \lfloor \log_2(q_1) \rfloor + 2) \\ &\geq 4.5 \log_2(p - q_1x) + Z(q_1, q_2) \end{aligned}$$

where $Z(q_1, q_2) = 4.5 \log_2(1 + q_1q_2) - (4 \lfloor \log_2(q_2) \rfloor + 4 \lfloor \log_2(q_1) \rfloor + 2)$.

If $q_1 = 1$ then $Z(q_1, q_2) = 4.5 \log_2(1 + q_2) - (4 \lfloor \log_2(q_2) \rfloor + 2)$. It is easy to check that $Z(1, q_2)$ is non-negative when $q_2 \in \{1, \dots, 14\}$ and if $q_2 \geq 15$ then $Z(1, q_2) > .5 \log_2(1 + q_2) - 2 \geq 0$. Therefore $Z(q_1, q_2) \geq 0$ when $q_1 = 1$.

If $q_1 = 2$ then $Z(q_1, q_2) = 4.5 \log_2(1 + 2q_2) - (4 \lfloor \log_2(q_2) \rfloor + 6)$. It is easy to check that $Z(2, q_2)$ is non-negative when $q_2 \in \{1, \dots, 7\}$ and if $q_2 \geq 8$ then

$$\begin{aligned} Z(2, q_2) &= 4.5 \log_2(1 + 2q_2) - (4 \lfloor \log_2(q_2) \rfloor + 6) \\ &> 4.5(\log_2(q_2) + 1) - (4 \lfloor \log_2(q_2) \rfloor + 6) \\ &\geq .5 \log_2(q_2) - 1.5 \\ &\geq 0 \end{aligned}$$

Therefore $Z(q_1, q_2) \geq 0$ when $q_1 = 2$.

Thus $Z(q_1, q_2) \geq 0$ and we have that $t(p - q_1x, x - q_2(p - q_1x)) > 4.5 \log_2(p - q_1x)$. This contradicts the minimality of r and thus the existence of (p, x) . Therefore the lemma holds. \square

Note that $t(4, 1) = 9 = 4.5 \log_2(p)$ and thus the bound is tight. It is also worth noting that $t(2, 1) = 5 = 5 \log_2(p)$ which is why the requirement $p > 2$ was included in the lemma.

References

- [1] P. Shor, *Algorithms for Quantum Computation: Discrete Logarithms and Factoring*, Proc. 35th Annual Symposium on Foundations of Computer Science. IEEE Press, pp 124-134, Nov. 1994, quant-ph/9508027
- [2] J. Pollard, *Factoring with cubic integers*, in *The Development of the Number Field Sieve*, Vol. **1554** of Lecture Notes in Math. (1993)

- [3] J. Pollard, BIT **15** (1975), p.331, also Knuth [21], Vol. 2, p.385
- [4] S. Beauregard, *Circuit for Shor's algorithm using $2n+3$ qubits*, quant-ph/0205095
- [5] Ch. Zalka, *Fast versions of Shor's quantum factoring algorithm*, quant-ph/9806084
- [6] ANSI X9.62, *Public key cryptography for the financial services industry - the Elliptic Curve Digital Signature Algorithm (ECDSA)*, January 1999
- [7] IEEE P1363, *Standard Specifications for Public-Key Cryptography*, February 2000
- [8] US standard FIPS 186-2 (curves are in appendix 6) see e.g. <http://csrc.nist.gov/encryption/dss/fr000215.html>
- [9] M. Ettinger and P. Hoyer, *On Quantum Algorithms for Noncommutative Hidden Subgroups*, quant-ph/9807029
- [10] R. Jozsa, *Quantum Algorithms and the Fourier Transform*, Proc. R. Soc. Lond. A (1998) **454**, pp.323-337, (also quant-ph/9707033)
- [11] A.Yu. Kitaev, *Quantum measurements and the Abelian Stabilizer Problem*, quant-ph/9511026
- [12] S.C. Pohlig and M.E. Hellman, *An improved algorithm for computing logarithms over $GF(p)$ and its cryptographic significance*, IEEE Transactions on Information Theory, 24 (1978), 106-110.
- [13] S. Hallgren and L. Hales, *An Improved Quantum Fourier Transform Algorithm and Applications*, FOCS 2000, (also available at <http://www.cs.caltech.edu/~hallgren/>)
- [14] J. Chahal, *Topics in Number Theory*, Plenum Press, New York, 1988
- [15] N. Koblitz, *A Course in Number Theory and Cryptography*, Springer-Verlag, New York, 1994.
- [16] A. Menezes, *Elliptic Curve Public Key Cryptosystems*, Kluwer Academic Publishers, Boston, 1993.
- [17] R. Cleve et. al., *Quantum Algorithms revisited*, Proc. R. Soc. Lond. A (1998) **454**, p.339, (also quant-ph/9708016)
- [18] R.B. Griffiths and C.-S. Niu *Semiclassical Fourier Transform for Quantum Computation*, Phys.Rev.Lett. 76 (1996) pp.3228-3231 (also quant-ph/9511007)
- [19] V. Vedral, A. Barenco and A. Ekert, *Quantum Networks for Elementary Arithmetic Operations*, quant-ph/9511018

- [20] H. Cohen, *A Course in Computational Algebraic Number Theory*, Springer-Verlag, Berlin, 1993.
- [21] D. Knuth, *The Art of Computer Programming*, Volumes 1-3, Addison-Wesley 1998
- [22] Eric Bach and Jeffery Shallit, *Algorithmic Number Theory*, MIT Press, 1996.
- [23] H. Heilbronn, *On the average length of a class of finite continued fraction*, in *Number Theory and Analysis (Papers in Honor of Edmund Landau)*, pp. 87-96, Plenum, New York, 1969.
- [24] T. Draper, *Addition on a Quantum Computer*, quant-ph/0008033
- [25] NIST, *Revised draft of Key Management Guideline*,
<http://csrc.nist.gov/encryption/kms/>
- [26] see <http://www.rsasecurity.com/rsalabs/challenges/index.html>
- [27] see http://www.certicom.com/research/ecc_challenge.html