

Exact two-qubit universal quantum circuit

Jun Zhang¹, Jiri Vala^{2,3}, Shankar Sastry¹ and K. Birgitta Whaley^{2,3}

¹Department of Electrical Engineering and Computer Sciences

²Department of Chemistry and Pitzer Center for Theoretical Chemistry
University of California, Berkeley, CA 94720

³Mathematical Sciences Research Institute,
1000 Centennial Drive, Berkeley, CA 94720

(Dated: August 23, 2019)

We provide an analytic way to implement any arbitrary two-qubit unitary operation, given an entangling two-qubit gate together with local gates. This is shown to provide explicit construction of a universal quantum circuit that exactly simulates arbitrary two-qubit gates. Each block in this circuit is given in a closed form solution. We also analyze the efficiency of different entangling gates, and find that exactly half of all the controlled-unitary gates can be used to implement two-qubit operations as efficiently as the commonly used CNOT gate.

Construction of explicit quantum circuits that are universal, *i.e.*, can implement any arbitrary unitary operation, plays a central role in physical implementations of quantum computation and quantum information processing [1, 2, 3]. Despite considerable efforts, there are still very few examples of exact universal quantum circuits. Most universality results are not constructive, following instead the approximative paradigm outlined by Lloyd [4] and Deutsch *et al.* [5], who showed that almost any quantum gate for two or more qubits can approximate any desired unitary transformation to arbitrary accuracy. Specific results of Barenco *et al.* [6] showing that a combination of quantum Controlled-NOT (CNOT) and single-qubit gates is universal in the sense that any unitary operation on arbitrarily many qubits can be exactly expressed as a composition of these gates have led to the commonly adopted paradigm (“standard model”) of CNOT and single-qubit rotations. Brylinski [7] showed more generally that a two-qubit gate with local gates can provide universality if and only if it is entangling. However, this proof is not constructive and does not provide exact gate sequences for general operations, whereas in practical applications it is essential to find a constructive way to realize the two-qubit gates from a given entangling gate and local gates. Bremner *et al.* [8] have given a numerical procedure to implement the CNOT gate, which provides explicit gate sequences that are universal in the standard model above. In this paper we present a more powerful approach to construct exact quantum circuits that are universal, by means of an exact analytical route to any two-qubit operation that uses a sequence of a small number of arbitrary entangling two-qubit and single-qubit gates.

Our approach is based on the recognition in [7] that, given the group of two-qubit gates with subgroup H of local gates, $H' = VHV^{-1}$ is also a subgroup, where V is a given entangling gate. It can then be shown that the Lie algebras of H and H' generate $\mathfrak{su}(4)$, the Lie algebra of the special unitary group $SU(4)$. Starting with this, we can obtain an analytic route to implement any arbitrary two-qubit unitary operation from a given entangling two-qubit unitary operation together with local

gates. In particular, we show that when the given non-local two-qubit operation is an entangling gate, which excludes any gate locally equivalent to the SWAP gate [9], we can construct a quantum circuit consisting of this gate together with local gates to exactly implement any arbitrary two-qubit unitary operation. Each block in this circuit is given in a closed form solution. A notable feature of the approach that provides generality beyond the standard model, is that instead of implementing the CNOT gate as an intermediate, we construct a quantum circuit that can directly simulate any arbitrary two-qubit unitary operation. In addition, we also analyze the efficiency of using different entangling gates in this explicit construction of universal quantum circuits. We find that half of all controlled-unitary gates are as efficient as the CNOT gate in implementing two-qubit operations, implying that there are many practical alternatives to the standard model of circuits constructed from CNOT and single-qubit gates.

a. Preliminary We first briefly introduce some basic facts about Cartan decomposition of $SU(4)$ and local equivalence of two-qubit gates [9, 10].

Any two-qubit unitary operation $U \in SU(4)$ can be uniquely decomposed as (for an explicit derivation see [9])

$$U = k_1 \cdot e^{c_1 \frac{1}{2} \sigma_x^1 \sigma_x^2} \cdot e^{c_2 \frac{1}{2} \sigma_y^1 \sigma_y^2} \cdot e^{c_3 \frac{1}{2} \sigma_z^1 \sigma_z^2} \cdot k_2, \quad (1)$$

where $\sigma_\alpha^1 \sigma_\alpha^2 = \sigma_\alpha \otimes \sigma_\alpha$, σ_α are the Pauli matrices, $k_1, k_2 \in SU(2) \otimes SU(2)$ are local gates, and c_j satisfy

$$\pi - c_2 \geq c_1 \geq c_2 \geq c_3 \geq 0. \quad (2)$$

From [9], we know that the local gates correspond to the case when $c_1 = c_2 = c_3 = 0$, or $c_1 = \pi$, $c_2 = c_3 = 0$; the SWAP gate to $c_1 = c_2 = c_3 = \frac{\pi}{2}$; and the CNOT gate to $c_1 = \frac{\pi}{2}$, $c_2 = c_3 = 0$.

Two unitary transformations $U, U_1 \in SU(4)$ are called *locally equivalent* if they differ only by local operations: $U = k_1 U_1 k_2$, where $k_1, k_2 \in SU(2) \otimes SU(2)$. It was shown in [9] that any non-local two-qubit operation that is not locally equivalent to the SWAP gate is entangling. The SWAP gate and its local equivalence class are the

only non-local two-qubit operations that transform unentangled states to unentangled states, *i.e.*, that do not introduce any entanglement.

b. Universal quantum circuit We now present an analytic way to implement any arbitrary two-qubit gate $U \in SU(4)$ by constructing a closed form solution for a universal quantum circuit that is composed of a small number of repetitions of a given entangling gate U_g together with local gates. Local gates are assumed to be implementable at ease, as is the case in many of the current proposed physical implementations of quantum computation [1].

An arbitrary two-qubit operation $U \in SU(4)$ can be written as in Eq. (1). Letting $k_x = e^{\frac{\pi}{4}i\sigma_y^1} \otimes e^{\frac{\pi}{4}i\sigma_y^2}$ and $k_y = e^{\frac{\pi}{4}i\sigma_x^1} \otimes e^{\frac{\pi}{4}i\sigma_x^2}$, we have

$$\sigma_x^1 \sigma_x^2 = k_x^\dagger \sigma_z^1 \sigma_z^2 k_x, \quad (3)$$

$$\sigma_y^1 \sigma_y^2 = k_y^\dagger \sigma_z^1 \sigma_z^2 k_y. \quad (4)$$

Substituting Eqs. (3) and (4) into Eq. (1), we find that an arbitrary two-qubit gate $U \in SU(4)$ can be written as

$$U = (k_1 k_x^\dagger) e^{c_1 \frac{i}{2} \sigma_z^1 \sigma_z^2} (k_x k_y^\dagger) e^{c_2 \frac{i}{2} \sigma_z^1 \sigma_z^2} (k_y) e^{c_3 \frac{i}{2} \sigma_z^1 \sigma_z^2} (k_2), \quad (5)$$

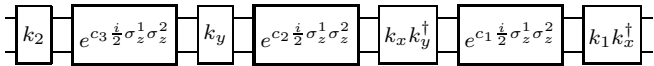
where k_1, k_2, k_x and k_y are all local gates. Since we have all the local gates at our full disposal, it is evident that we only need to implement the non-local block $e^{c_j \frac{i}{2} \sigma_z^1 \sigma_z^2}$ from the given entangling gate U_g together with local gates. This construction can be summarized as follows:

Step 1 Apply U_g at most twice to build a gate $e^{\gamma \frac{i}{2} \sigma_z^1 \sigma_z^2}$, where γ depends on U_g and $\gamma \in (0, \frac{\pi}{2}]$ (Proposition 1).

Step 2 Apply $e^{\gamma \frac{i}{2} \sigma_z^1 \sigma_z^2}$ n times, until $n\gamma \in [\frac{\pi}{4}, \frac{\pi}{2}]$.

Step 3 Apply $e^{n\gamma \frac{i}{2} \sigma_z^1 \sigma_z^2}$ with $n\gamma \in [\frac{\pi}{4}, \frac{\pi}{2}]$ twice, to simulate the non-local block $e^{c_j \frac{i}{2} \sigma_z^1 \sigma_z^2}$ (Proposition 2).

Step 4 Build the quantum circuit according to Eq. (5):



Note that the circuit is to be read from left to right.

We now describe the construction in more detail.

Proposition 1 Any arbitrary entangling gate U_g can simulate a gate $e^{\gamma \frac{i}{2} \sigma_z^1 \sigma_z^2}$, where $\gamma \in (0, \frac{\pi}{2}]$, by a quantum circuit that applies U_g at most twice.

Proof: From Sec. a, an arbitrary entangling gate U_g can be uniquely written as $U_g = k_l A k_r$, where

$$A = \exp\left\{\frac{i}{2}(\gamma_1 \sigma_x^1 \sigma_x^2 + \gamma_2 \sigma_y^1 \sigma_y^2 + \gamma_3 \sigma_z^1 \sigma_z^2)\right\}, \quad (6)$$

$k_l, k_r \in SU(2) \otimes SU(2)$, and $\pi - \gamma_2 \geq \gamma_1 \geq \gamma_2 \geq \gamma_3 \geq 0$. Since U_g is an entangling gate, *i.e.*, it is neither local nor locally equivalent to the SWAP gate, we do not need to take the following cases into account and may ignore them:

1. $\gamma_1 = \gamma_2 = \gamma_3 = 0$;
2. $\gamma_1 = \pi, \gamma_2 = \gamma_3 = 0$;
3. $\gamma_1 = \gamma_2 = \gamma_3 = \frac{\pi}{2}$.

The first two cases correspond to the local gates, and the third one to the SWAP gate. For all the remaining possibilities of γ_j , we distinguish the following four cases:

Case 1: If $\gamma_3 = \gamma_2 = 0$ and $\gamma_1 \neq 0$, then

$$A = k_l^\dagger U_g k_r^\dagger = e^{\gamma_1 \sigma_z^1 \sigma_z^2} \quad (7)$$

is already in the required form.

Case 2: If $\gamma_3 = 0$ and $\gamma_1 = \gamma_2 = \frac{\pi}{2}$, we construct the following quantum circuit:

$$e^{-\frac{\pi}{4}i\sigma_y^1} A e^{\frac{\pi}{4}i\sigma_y^2} e^{\frac{\pi}{4}i\sigma_z^1 - \frac{\pi}{4}i\sigma_z^2} A e^{-\frac{\pi}{4}i\sigma_z^1 + \frac{\pi}{4}i\sigma_z^2} e^{\frac{\pi}{4}i\sigma_y^1} = e^{\frac{\pi}{4}i\sigma_z^1 \sigma_z^2}. \quad (8)$$

Case 3: If $\gamma_3 = 0, \gamma_1 \neq 0$ and $\gamma_2 \in (0, \frac{\pi}{2})$, we construct the quantum circuit as:

$$A e^{\frac{i\pi}{2}\sigma_x^1} A e^{-\frac{i\pi}{2}\sigma_x^1} = e^{2\gamma_1 \frac{i}{2} \sigma_z^1 \sigma_z^2}. \quad (9)$$

Case 4: If $\gamma_3 \in (0, \frac{\pi}{2})$, we construct the quantum circuit:

$$A e^{\frac{i\pi}{2}\sigma_z^1} A e^{-\frac{i\pi}{2}\sigma_z^1} = e^{2\gamma_3 \frac{i}{2} \sigma_z^1 \sigma_z^2}. \quad (10)$$

These four cases exhaust all the possibilities of γ_j . We have thus obtained a closed form solution to construction of the gate $e^{\gamma \frac{i}{2} \sigma_z^1 \sigma_z^2}$ from U_g with local gates, where $\gamma \in (0, 2\pi)$ and $\gamma \neq \pi$. We can always choose $\gamma \in (0, \pi)$ since

$$e^{\gamma \frac{i}{2} \sigma_z^1 \sigma_z^2} = i e^{\frac{\pi i}{2} \sigma_z^1} e^{(\pi+\gamma) \frac{i}{2} \sigma_z^1 \sigma_z^2} e^{\frac{\pi i}{2} \sigma_z^2}. \quad (11)$$

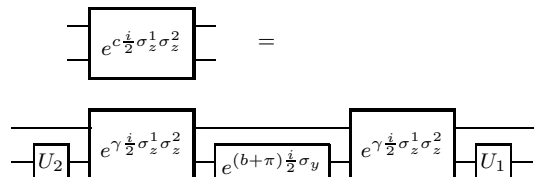
Furthermore, if $\gamma \in [\frac{\pi}{2}, \pi)$, we can construct the following quantum circuit to bring γ into the interval $(0, \frac{\pi}{2}]$:

$$-i e^{-\frac{\pi i}{2} \sigma_z^1} e^{\frac{\pi i}{2} \sigma_y^1} e^{\gamma \frac{i}{2} \sigma_z^1 \sigma_z^2} e^{-\frac{\pi i}{2} \sigma_y^1} e^{-\frac{\pi i}{2} \sigma_z^2} = e^{(\pi-\gamma) \frac{i}{2} \sigma_z^1 \sigma_z^2}. \quad (12)$$

The proof of the Proposition is thereby complete. ■

We have thus shown that given an entangling gate U_g together with local gates, we can implement a gate $e^{\gamma \frac{i}{2} \sigma_z^1 \sigma_z^2}$ with $\gamma \in (0, \frac{\pi}{2}]$ in an analytic form. Moreover, it is evident that if we construct a gate with $\gamma \in (0, \frac{\pi}{4}]$, it can be applied for n times until $n\gamma \in [\frac{\pi}{4}, \frac{\pi}{2}]$. In the next Proposition, we will proceed to use the gate $e^{\gamma \frac{i}{2} \sigma_z^1 \sigma_z^2}$ with $\gamma \in [\frac{\pi}{4}, \frac{\pi}{2}]$ as a basic building block to simulate any generic non-local block $e^{c \frac{i}{2} \sigma_z^1 \sigma_z^2}$.

Proposition 2 Given a gate $e^{\gamma \frac{i}{2} \sigma_z^1 \sigma_z^2}$, where $\gamma \in [\frac{\pi}{4}, \frac{\pi}{2}]$, together with local gates, the following quantum circuit can simulate the gate $e^{c \frac{i}{2} \sigma_z^1 \sigma_z^2}$:



In the above quantum circuit, we have

$$U_1 = \begin{pmatrix} ip & iq \\ -q & p \end{pmatrix}, \quad U_2 = \begin{pmatrix} ip & -q \\ -iq & -p \end{pmatrix}, \quad (13)$$

$$b = \cos^{-1}((\cos c - \cos^2 \gamma) / \sin^2 \gamma), \quad (14)$$

where

$$p = \sqrt{\frac{1}{2} \left(1 + \frac{\tan \frac{c}{2}}{\tan \gamma} \right)}, \quad q = \sqrt{\frac{1}{2} \left(1 - \frac{\tan \frac{c}{2}}{\tan \gamma} \right)}. \quad (15)$$

Proof: We first justify the condition $\gamma \geq \frac{\pi}{4}$. From Eq. (14), we have

$$\cos c = \sin^2 \gamma \cos b + \cos^2 \gamma. \quad (16)$$

Therefore,

$$\cos 2\gamma \leq \cos c \leq 1, \quad (17)$$

which yields that $0 \leq c \leq 2\gamma$. To cover the full range $[0, \frac{\pi}{2}]$ of c , we require that $\gamma \geq \frac{\pi}{4}$.

We now derive a few formulas required for the proof below. It is straightforward to show that $p^2 + q^2 = 1$. The identity $\sin \frac{c}{2} = \sin \gamma \sin \frac{b}{2}$ follows from Eq. (14) by direct derivations. This yields

$$\tan^2 \gamma = \frac{\sin^2 \frac{c}{2}}{\sin^2 \frac{b}{2} - \sin^2 \frac{c}{2}}, \quad (18)$$

whence

$$pq = \frac{1}{2} \sqrt{1 - \frac{\tan^2 \frac{c}{2}}{\tan^2 \gamma}} = \frac{\cos \frac{b}{2}}{2 \cos \frac{c}{2}}. \quad (19)$$

The Proposition can now be proved. Since $p^2 + q^2 = 1$, it is easy to see that $U_1 U_1^\dagger = U_2 U_2^\dagger = I$. Hence, U_1 and U_2 are indeed single-qubit gates. The quantum circuit can be rewritten as:

$$\begin{aligned} & (I \otimes U_1) e^{\gamma \frac{i}{2} \sigma_z^1 \sigma_z^2} (I \otimes e^{(b+\pi) \frac{i}{2} \sigma_y}) e^{\gamma \frac{i}{2} \sigma_z^1 \sigma_z^2} (I \otimes U_2) \\ &= \begin{pmatrix} W & \\ & V \end{pmatrix}, \end{aligned} \quad (20)$$

where

$$W = U_1 \cdot e^{i \frac{\gamma}{2} \sigma_z} \cdot e^{(b+\pi) \frac{i}{2} \sigma_y} \cdot e^{i \frac{\gamma}{2} \sigma_z} \cdot U_2, \quad (21)$$

$$V = U_1 \cdot e^{-i \frac{\gamma}{2} \sigma_z} \cdot e^{(b+\pi) \frac{i}{2} \sigma_y} \cdot e^{-i \frac{\gamma}{2} \sigma_z} \cdot U_2. \quad (22)$$

After substituting Eq. (13) into Eq. (21) and then applying the identity $\sin \frac{c}{2} = \sin \gamma \sin \frac{b}{2}$ and Eq. (19), we obtain

$$\begin{aligned} W_{11} &= p^2 \sin \frac{b}{2} e^{i\gamma} + 2pq \cos \frac{b}{2} - q^2 \sin \frac{b}{2} e^{-i\gamma} = e^{c \frac{i}{2}}, \\ W_{22} &= p^2 \sin \frac{b}{2} e^{-i\gamma} + 2pq \cos \frac{b}{2} - q^2 \sin \frac{b}{2} e^{i\gamma} = e^{-c \frac{i}{2}}, \\ W_{12} &= W_{21} = 2ipq \sin \frac{b}{2} \cos \gamma - i(p^2 - q^2) \cos \frac{b}{2} = 0. \end{aligned} \quad (23)$$

Hence $W = e^{c \frac{i}{2} \sigma_z}$. Similarly, we find $V = e^{-c \frac{i}{2} \sigma_z}$. Eq. (20) now becomes

$$\begin{aligned} & (I \otimes U_1) e^{\gamma \frac{i}{2} \sigma_z^1 \sigma_z^2} (I \otimes e^{(b+\pi) \frac{i}{2} \sigma_y}) e^{\gamma \frac{i}{2} \sigma_z^1 \sigma_z^2} (I \otimes U_2) \\ &= \begin{pmatrix} e^{c \frac{i}{2} \sigma_z} & \\ & e^{-c \frac{i}{2} \sigma_z} \end{pmatrix} = e^{c \frac{i}{2} \sigma_z^1 \sigma_z^2}, \end{aligned} \quad (24)$$

which completes the proof. \blacksquare

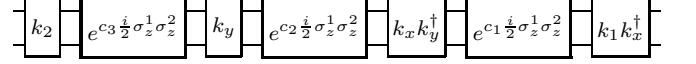
Note that in the above Proposition, for the extreme case when $\gamma = \frac{\pi}{2}$, we have $b = c$, and

$$U_1 = \frac{1}{\sqrt{2}} \begin{pmatrix} i & i \\ -1 & 1 \end{pmatrix}, \quad U_2 = \frac{1}{\sqrt{2}} \begin{pmatrix} i & -1 \\ -i & -1 \end{pmatrix}. \quad (25)$$

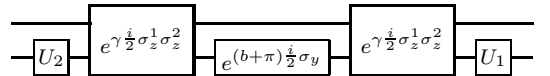
The case $\gamma = \frac{\pi}{2}$ corresponds to the CNOT gate of the standard model.

c. Efficiency Efficiency is a critical issue for the physical implementation of quantum circuits. One desires to simulate arbitrary two-qubit operations by applying the given entangling two-qubit operations as infrequently as possible.

From the construction procedure described above, we first use the given entangling gate U_g to implement a gate $e^{\gamma \frac{i}{2} \sigma_z^1 \sigma_z^2}$ with $\gamma \in [\frac{\pi}{4}, \frac{\pi}{2}]$ (Proposition 1), and then apply this resulting gate twice, to implement a generic non-local gate $e^{c \frac{i}{2} \sigma_z^1 \sigma_z^2}$ (Proposition 2). From the decomposition of $SU(4)$ in Eq. (5), any arbitrary two-qubit unitary operation U contains at most three non-local blocks $e^{c_j \frac{i}{2} \sigma_z^1 \sigma_z^2}$ as in the following scheme:



and each non-local block $e^{c_j \frac{i}{2} \sigma_z^1 \sigma_z^2}$ can be simulated by a gate $e^{\gamma \frac{i}{2} \sigma_z^1 \sigma_z^2}$ with parameter $\gamma \in [\frac{\pi}{4}, \frac{\pi}{2}]$ at most twice as shown below:



It is then clear that we only need to apply the gate $e^{\gamma \frac{i}{2} \sigma_z^1 \sigma_z^2}$ with $\gamma \in [\frac{\pi}{4}, \frac{\pi}{2}]$ at most 6 times, in order to simulate an arbitrary two-qubit operation U .

It follows that the gate $e^{\gamma \frac{i}{2} \sigma_z^1 \sigma_z^2}$ with parameter value $\gamma \in [\frac{\pi}{4}, \frac{\pi}{2}]$ provides the *most* efficient two-qubit operation for construction of a universal quantum circuit. Consequently, a quantum circuit containing at most 6 such gates and at most 7 local gates can implement *any* arbitrary two-qubit operation.

Finally, we show that the gates of the form of $e^{\gamma \frac{i}{2} \sigma_z^1 \sigma_z^2}$ are locally equivalent to controlled-unitary (Controlled- U) gates, and determine that precisely half of these are just as efficient as the CNOT gate in construction of arbitrary quantum gates.

Proposition 3 Any Controlled- U gate is locally equivalent to a gate in the form of $e^{\gamma \frac{i}{2} \sigma_z^1 \sigma_z^2}$.

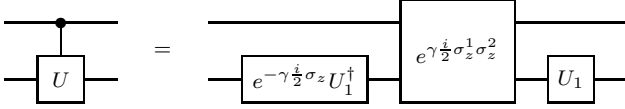
Proof: Consider an arbitrary single-qubit gate

$$U = \exp\{i\gamma \hat{n} \cdot \vec{\sigma}\}, \quad (26)$$

where $\gamma \in \mathbb{R}^+$, $\hat{n} = (n_x, n_y, n_z)$ is a unit vector in \mathbb{R}^3 , and $\vec{\sigma}$ denotes the vector $(\sigma_x, \sigma_y, \sigma_z)$ of Pauli matrices. Eq. (26) can be expanded as

$$U = \cos \gamma I + i \sin \gamma (n_x \sigma_x + n_y \sigma_y + n_z \sigma_z). \quad (27)$$

We now show that the Controlled- U gate can be simulated by the following quantum circuit:



where

$$U_1 = \begin{cases} \begin{pmatrix} i\sqrt{\frac{1-n_z}{2}} & \sqrt{\frac{1+n_z}{2}} \\ \frac{n_y - n_x i}{\sqrt{2(1-n_z)}} & \frac{n_x + n_y i}{\sqrt{2(1+n_z)}} \end{pmatrix}, & \text{for } n_z \neq \pm 1; \\ \sigma_x, & \text{for } n_z = 1; \\ I, & \text{for } n_z = -1. \end{cases} \quad (28)$$

It is straightforward to show that $U_1 U_1^\dagger = I$, i.e., U_1 is indeed a single-qubit gate. The matrix representation of the quantum circuit is then

$$(I \otimes U_1) \cdot e^{\gamma \frac{i}{2} \sigma_z^1 \sigma_z^2} \cdot (I \otimes e^{-i\frac{\gamma}{2} \sigma_z} U_1^\dagger) = \begin{pmatrix} U_1 U_1^\dagger & \\ & U_1 e^{-i\gamma \sigma_z} U_1^\dagger \end{pmatrix} = \begin{pmatrix} I & \\ & U_1 e^{-i\gamma \sigma_z} U_1^\dagger \end{pmatrix}. \quad (29)$$

When $n_z = -1$,

$$U_1 e^{-i\gamma \sigma_z} U_1^\dagger = e^{-i\gamma \sigma_z} = U. \quad (30)$$

When $n_z = 1$,

$$U_1 e^{-i\gamma \sigma_z} U_1^\dagger = \sigma_x e^{-i\gamma \sigma_z} \sigma_x^\dagger = e^{i\gamma \sigma_z} = U. \quad (31)$$

Lastly, when $n_z \neq \pm 1$, we have

$$\begin{aligned} U_1 e^{-i\gamma \sigma_z} U_1^\dagger &= \begin{pmatrix} \cos \gamma + n_z i \sin \gamma & (n_y + n_x i) \sin \gamma \\ (-n_y + n_x i) \sin \gamma & \cos \gamma - n_z i \sin \gamma \end{pmatrix} \\ &= \cos \gamma I + i \sin \gamma (\hat{n} \cdot \vec{\sigma}) = U. \end{aligned} \quad (32)$$

With these identities, Eq. (29) becomes

$$(I \otimes U_1) \cdot e^{\gamma \frac{i}{2} \sigma_z^1 \sigma_z^2} \cdot (I \otimes e^{-i\frac{\gamma}{2} \sigma_z} U_1^\dagger) = \begin{pmatrix} I & \\ & U \end{pmatrix}, \quad (33)$$

which completes the proof. ■

We note that for the special value $\gamma = \frac{\pi}{2}$, the gate $e^{\frac{\pi}{2} \frac{i}{2} \sigma_z^1 \sigma_z^2}$ is locally equivalent to the CNOT gate. The universal construction result above, namely applying a Controlled- U with $\gamma \in [\frac{\pi}{4}, \frac{\pi}{2}]$ at most 6 times together with at most 7 local gates to realize simulation of any arbitrary two-qubit operation, holds also for the CNOT gate. In particular, since all the local equivalence classes of Controlled- U can be described in the form $e^{\gamma \frac{i}{2} \sigma_z^1 \sigma_z^2}$ with $\gamma \in [0, \frac{\pi}{2}]$, we can conclude that *exactly half* of the Controlled- U gates can be used to construct universal quantum circuits that are just as efficient as the CNOT gate. Consequently, there is no need to restrict practical studies of physical implementation of quantum circuits for universal computation to the standard model of CNOT with single-qubit unitaries.

d. Conclusion In summary, we have provided an analytic approach to construct a universal quantum circuit that can simulate any arbitrary two-qubit operation given any entangling gate supplemented with local gates. Closed form solutions have been provided for each step in this explicit construction procedure. We also analyzed the efficiency of circuits built on the basis of different underlying entangling gates. It was found that a large number, precisely half, of all Controlled- U gates are equally as efficient as the CNOT gate for providing realizable implementation of two-qubit operations.

We thank the NSF for financial support under ITR Grant No. EIA-0204641 (SS and KBW). KBW thanks the Miller Institute for Basic Research for a Miller Research Professorship 2002-2003.

-
- [1] M. Nielsen and I. Chuang, *Quantum Computation and Quantum Information* (Cambridge University Press, Cambridge, UK, 2000).
[2] D. Deutsch, Proc. R. Soc. Lond. A **400**, 97 (1985).
[3] D. Deutsch, Proc. R. Soc. Lond. A **425**, 73 (1989).
[4] S. Lloyd, Phys. Rev. Lett. **75**, 346 (1995).
[5] D. Deutsch, A. Barenco, and A. Ekert, Proc. R. Soc.

- Lond. A **449**, 669 (1995).
[6] A. Barenco, C. H. Bennett, R. Cleve, D. P. DiVincenzo, N. Margolus, P. Shor, T. Sleator, J. A. Smolin, and H. Weinfurter, Phys. Rev. A **52**, 3457 (1995).
[7] J.-L. Brylinski and R. Brylinski (2001), e-print quant-ph/0108062.
[8] M. J. Bremner, C. M. Dawson, J. L. Dodd, A. Gilchrist,

- A. W. Harrow, D. Mortimer, M. A. Nielsen, and T. J. Osborne, Phys. Rev. Lett. in press (2002), e-print quant-ph/0207072.
- [9] J. Zhang, J. Vala, K. B. Whaley, and S. Sastry (2002), e-print quant-ph/0209120.
- [10] S. Helgason, *Differential geometry, Lie groups, and symmetric spaces* (Academic, New York, 1978).