

# Nonlinear atom optics: multiparticle manipulation and interferometry

Artem M. Dudarev,<sup>1,2</sup> Roberto B. Diener,<sup>1</sup> Biao Wu,<sup>1,3</sup> Mark G. Raizen,<sup>1,2</sup> and Qian Niu<sup>1</sup>

<sup>1</sup>*Department of Physics, The University of Texas, Austin, Texas 78712-1081*

<sup>2</sup>*Center for Nonlinear Dynamics, The University of Texas, Austin, Texas 78712-1081*

<sup>3</sup>*Solid State Division, Oak Ridge National Laboratory, Oak Ridge, Tennessee 37831-6032*

(Dated: May 29, 2019)

## Abstract

We study the preparation and manipulation of states involving a small number of interacting particles. By controlling the splitting and fusing of potential wells, we show how to interconvert Mott-insulator and trapped BEC states. We also discuss the generation of “Schrödinger cat” states by splitting a microtrap and taking into practical consideration the asymmetry between the resulting wells. These schemes can be used to perform multiparticle interferometry with neutral atoms, where interference effects can be observed only when all the participating particles are measured.

Entanglement is at the root of Bell’s theorem, which exposes the differences between quantum theory and a local classical theory based on elements of reality [1]. The experimental confirmation of the results predicted by quantum mechanics have been observed experimentally with entangled Einstein-Podolsky-Rosen (EPR) pairs [2, 3] as well as Greenberger-Horne-Zeilinger (GHZ) triples [4]. A related consequence of entanglement is the possibility of multiparticle interferometry. Given a maximally entangled system of  $N$ -particles (a “Schrödinger cat” state) a measurement of interference between different parts of the wavefunction corresponding to a single particle yields random results. It is only when performing a coincidence measurement on all  $N$  particles that an interference pattern is revealed [5]. Experimental confirmation of this result has been obtained using photonic EPR pairs [6, 7] and internal states of four ions in the same trap [8] but no experiments have been performed using a larger number of particles. The latest generation of experiments with photons rely on parametric down-conversion, which has the technical disadvantage of an exponentially decreasing number of useful counts as  $N$  increases. Given that entanglement is the key ingredient in all quantum computation and quantum communication schemes, clean experimental studies of its consequences have become an active topic of research in the last decade.

In recent years several papers [9, 10, 11] have suggested the generation of entanglement between neutral atoms confined in traps by using their interaction in controlled atomic collisions. The atoms are guided in their motion and their evolution yields the required entanglement. In this letter we present two general  $N$ -atom nonlinear processes. The first one is used to convert a Mott-insulator (MI) state [12] into a state with all particles in the (many-body) ground state of a single trap (BEC state); its reverse process converts the BEC state into a MI state. The second process is used to generate a Schrödinger cat state starting from a BEC state by controlling the splitting of the well. As an application of the processes we discuss a scheme for multiparticle interferometry with spatially separated paths.

In the first process, which is also stage I of the interferometry setup, we start with a collection of  $N$  atoms in the ground states of  $N$  independent traps (MI state). These separate atoms can be extracted from a reservoir using a quantum tweezer [13] recently proposed by our group. Alternatively, single atoms stored and detected in micro-optical traps (which have been experimentally reported [14] but are in excited states of the trap) can be Raman cooled individually to the ground state. The BEC state (stage I, Fig. 1) is achieved by bringing together the  $N$  wells adiabatically if the interaction between atoms is

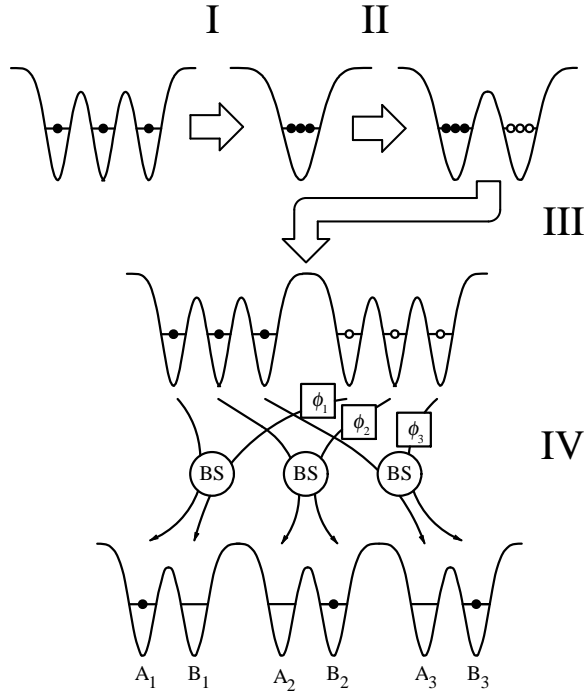


FIG. 1: Schematics of the multiparticle interferometry procedure. Stage I - creation of  $N$  atoms in the ground state of the trap starting with  $N$  individual atoms in  $N$  traps. Stage II - creation of “Schrödinger cat” state. Stage III - spatial separation of the atoms. Stage IV - applying phases, combining on the beamsplitters and measurement.

repulsive, as will be shown in detail below. This is a consequence of the quantum adiabatic theorem, since the MI state is the ground state when the wells are far apart. Our evolution is then represented by

$$|w_1 w_2 \dots w_N\rangle \rightarrow |\Psi_I\rangle = |w w \dots w\rangle, \quad (1)$$

where the states are properly symmetrized bosonic states.

In the second process (stage II of multiparticle interferometry) the interaction is switched to attractive. This can be done by using a Feshbach resonance [15] or changing the internal state of the atom by applied optical and/or magnetic fields. Starting from the BEC state, we slowly split the well into two approximately equal microtraps, which we label as L and R. The lowest energy states are then the ones having all atoms in the left or in the right well. Since initially the system is in the ground state, by separating the traps at some slow rate  $v$  when the wells are far apart we get a linear combination of these two nearly degenerate

states, i.e. the system is in the Schrödinger cat state

$$|\Psi_I\rangle \rightarrow |\Psi_{II}\rangle = \alpha|LL\dots L\rangle + \beta|RR\dots R\rangle. \quad (2)$$

For perfectly symmetric traps,  $\alpha = \beta$ , but any asymmetry makes these parameters rate dependent, as will be discussed in detail below.

Additional processes are needed to realize multiparticle interferometry. During stage III, the interaction is switched back to repulsive and each of the two traps is separated to  $N$ . This stage can be seen as the inverse of stage I applied to the wells L and R. Again, if the separation is done adiabatically the system remains in the ground state which in this case corresponds to a single atom in each one of the wells. The state is now

$$|\Psi_{II}\rangle \rightarrow |\Psi_{III}\rangle = \alpha|L_1L_2\dots L_N\rangle + \beta|R_1R_2\dots R_N\rangle. \quad (3)$$

Subsequently, the atoms in wells derived from the original R well are subjected to additional phase shifts  $\phi_1, \phi_2 \dots \phi_N$ , which can be applied, for example, by adjusting the depth of the wells adiabatically.

In the final, stage IV of the scheme, we combine states  $L_i$  and  $R_i$  in a 50-50 beamsplitter. Notice that in the experiment only one of these two is occupied so the interatomic interaction plays no role in this stage. We denote the outputs of each beamsplitter by  $A_i$  and  $B_i$  and assign a value of  $+1$  to the measurement of an atom in channel  $A_i$ , and  $-1$  to the measurement of atom in channel  $B_i$ . The probability that the product of all measurements gives  $+1$  (for instance  $A_1B_2B_3$  in the case of three atoms) is  $(1 + 2\alpha\beta \sin \Delta)/2$ , where  $\Delta = \sum_{i=1}^N \phi_i$ . The probability for the product to be  $-1$  is  $(1 - 2\alpha\beta \sin \Delta)/2$ , hence the expectation value over a large number of measurements is  $2\alpha\beta \sin \Delta$ . We would like to stress that a correlated measurement of less than  $N$  atoms does not show any dependence on phase and appears random.

In order to obtain the relevant parameters for the operation of our interferometer, we study the evolution of an  $N$  particle system using optical microtraps. As an example, we numerically solve the Schrödinger equation in the case of three atoms in a quasi-1D configuration. This is achieved by strongly trapping the atoms in the perpendicular dimensions, effectively freezing these degrees of freedom. The particle interaction is represented by a delta-function potential

$$U(x_1, x_2) = U_0\delta(x_1 - x_2). \quad (4)$$

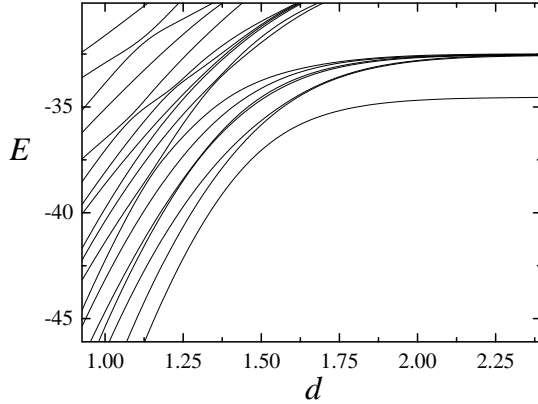


FIG. 2: Stage I: adiabatic energy levels for three atoms in three wells with repulsive interaction as a function of  $d$ . The other parameters of the potential are  $V_0 = -15$ ,  $\sigma = 0.5$ ,  $U_0 = 2$ ,  $q_3 = -q_1 = 10^{-3}$ ,  $q_2 = 0$ .

The atoms are also subject to external potentials due to the optical traps, which in each stage are

$$V_{I,III}(x, d) = \sum_{i=1}^3 (1 + q_i)V(x, (i-2)d), \quad (5)$$

$$V_{II}(x, d) = (1 + q_1)V(x, -d/2) + (1 + q_2)V(x, +d/2),$$

with

$$V(x, d) = V_0 \exp\left(-\frac{(x+d)^2}{2\sigma^2}\right). \quad (6)$$

The  $q_i$  parametrize the asymmetry between the intensities of the beams defining the different wells; we assume that these are 0.1%. We consider then the Hamiltonian

$$\hat{H}(\{x_i\}, t) = -\sum_{i=1}^3 \frac{\partial^2}{\partial x_i^2} + V(\{x_i\}, t), \quad (7)$$

$$V(\{x_i\}, t) = V_\alpha(x_1, d) + V_\alpha(x_2, d) + V_\alpha(x_3, d) + U(x_1, x_2) + U(x_1, x_3) + U(x_2, x_3). \quad (8)$$

where  $\alpha = I, II, III$  denotes the stage and the parameter  $d$  changes with time at a constant speed  $v$ .

Let us consider first the evolution during the first stage of the operation. There are three different energy scales in the problem. The first one is the energy difference between the energy levels localized in different wells, which we can estimate as  $\Delta E_{\text{asym}} \approx (\Delta q)V_0$ . The

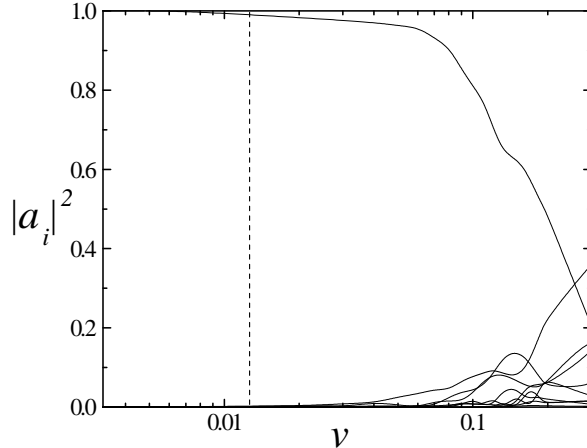


FIG. 3: Stage I: probabilities to find the system in the adiabatic states after the three wells with one atom each are joined into one as a function of the speed  $v$ . The energy levels are the ones shown in Fig. 2.

second one is the energy required to move one of the atoms to an already occupied well, estimated to be  $\Delta E_{\text{int}} \approx U_0/\sigma$  with  $U_0 > 0$ . The last scale is the energy  $\Delta E_{\text{exc}}$  required to put one of the atoms in an excited state of one of the traps. We operate in the regime in which

$$\Delta E_{\text{asym}} \ll \Delta E_{\text{int}} \ll \Delta E_{\text{exc}}. \quad (9)$$

Figure 2 shows the dependence of the adiabatic levels on the separation  $d$  during this stage. The presence of the small asymmetry in this stage does not affect the nature of the ground state, which is non-degenerate, but it does break the degeneracy of the  $N(N - 1)$  first excited states by an amount much smaller than the size of the gap,  $\Delta E_{\text{int}}$ . Joining the wells at a slow speed keeps the system in the ground state, i.e. the lowest curve in the figure. We can estimate the rate at which the adiabaticity is lost by applying the Landau-Zener formula [16],  $(\Delta E_{\text{gap}})^2 \approx dE/dt$ . Taking into account the degeneracy of the excited states this condition yields a critical speed  $v_c \approx U_0^2/(\sigma V_0 \ln[N(N - 1)])$ . The probabilities  $|a_i|^2 = |\langle \psi_i | \psi \rangle|^2$  to find the system in the states  $|\psi_i\rangle$  at the end of the evolution is plotted in Figure 3 as a function of the speed  $v$ . In our example, the critical rate is  $v_{c1} = 0.017$ ; the probability to find the system in other states is less than 0.01.

During stage II the adiabatic energy levels as a function of  $d$  are shown in Figure 4. The

lowest two energy levels are separated by  $\Delta E_{\text{asym}} \approx N(\Delta q)V_0$  with the next excited states having an extra energy  $\Delta E_{\text{int}} \approx (N - 1)|U_0|/\sigma$ , i.e. the energy required to move one of the atoms from the populated well to the empty one. Separating the wells adiabatically maintains the system in the ground state, which corresponds to all  $N$  atoms being in the lowest of the two wells, which is not the desired state. In order to mix the lowest two energy states we need to evolve the system non-adiabatically with respect to the lowest gap but at a slow enough speed to remain adiabatic with respect to the larger  $\Delta E_{\text{int}}$  gap. This can be seen in Figure 5, where for speeds between  $v_{c,l} = 0.033$  and  $v_{c,h} = 0.12$  entanglement is obtained with  $2\alpha\beta = 0.98$  or larger; the probability to find atoms in excited states is less than 0.01. Using the Landau-Zener formula [16] we obtain estimates of the critical speeds as  $v_{c,l} \approx N^2\sigma(\Delta q)^2V_0$  and  $v_{c,h} \approx (N - 1)^2U_0^2/(V_0\sigma)$ . Notice that in this stage the critical rates increase quadratically with the number of particles.

The scalability of our scheme in this stage can be obtained from condition (9), given that the interaction energy depends quadratically on the number of particles while the excitation energy is independent of  $N$ . We see then that for fixed values of the parameters, there is a largest possible number of atoms that can be entangled. However, by changing the parameters defining the traps, this number can also be increased.

When the strength of the interaction changes the energy levels are shifted, but as long

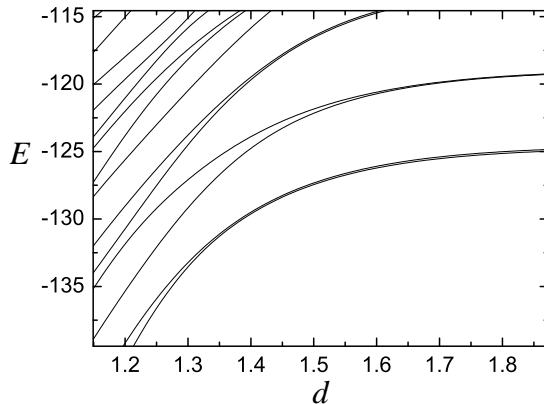


FIG. 4: Stage II: adiabatic levels of three atoms in two wells in the case of attractive interaction for different values of the separation  $d$ . The other parameters of the potential are  $V_0 = -45$ ,  $\sigma = 0.5$ ,  $U_0 = -2$ ,  $q_1 = 0$ ,  $q_2 = 10^{-3}$ .

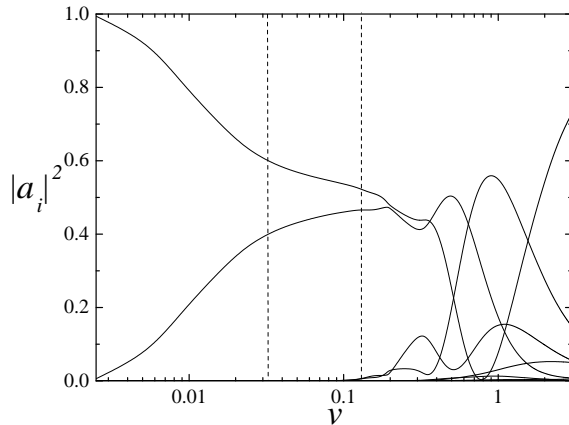


FIG. 5: Stage II: probabilities to find the system in the adiabatic states after the separation of one well with three atoms to two as a function of the speed  $v$ . The interaction is attractive and the parameters are the ones used in Fig. 4.

as equation (9) holds, this effect is not important. Even when the scattering length changes from negative to positive non-adiabatically the probability for the system to stay in the ground state is roughly 0.99.

A single particle 50-50 beamsplitter does not rely on atom-atom interaction and may be implemented by bringing two wells to some finite distance for a given time [17]. We have calculated transmission probabilities for a beamsplitter in which the parameter  $d$  changes in the form  $d(t) = d_2 - (d_2 - d_1)/\cosh(t/\tau)$  and found that for  $\tau = 10$ ,  $V_0 = -15$ ,  $d_2 = 5$  the optimal distance for wavepacket splitting is  $d_{\text{opt}} = 2.25$ .

Finally, numerical values for realistic experimental parameters are given. We choose a unit of length  $L_u = 2 \mu\text{m}$ . For atoms with a mass  $M_u$  the corresponding units of energy and time that transform Schrödinger's equation to the dimensionless form we use are  $E_u = \hbar^2/(2M_u L_u^2)$  and  $t_u = \hbar/E_u$ . In the model described above the effective interaction between atoms is determined by the scattering length  $a$  and the strength of the confinement in the transverse direction. The frequency  $\omega_\perp$  of the confinement in the case in which the system stays in the ground state of transverse motion may be expressed in terms of the dimensionless interaction parameter  $U_0$  used above [10] as

$$\omega_\perp = \frac{U_0 \hbar}{2a M_u L_u}. \quad (10)$$

Hence it is desirable to use atoms with the largest product of mass and scattering length

possible. In Table I we give a few parameters mentioned above in dimensional units for two workhorses of cold atom experiments, sodium and rubidium.

In conclusion, we propose a scheme for producing multiparticle entanglement of neutral atoms with spatially separated states. As an application we discussed multiparticle interferometry with such states.

We acknowledge support from the NSF, the R.A. Welch Foundation, MGR also acknowledges support from the Sid W. Richardson Foundation.

TABLE I: Parameters of the numerical estimates in dimensional units. For the estimates we take scattering lengths of sodium  $a_t = 85a_0$  and rubidium  $a_t = -389a_0$  in triplet states with no magnetic field with  $a_0$  being the Bohr radius [18, 19]. We assume that the sign of the scattering length is adjusted with Feshbach resonances, with absolute value as for no magnetic field case.

Parameter	$^{23}\text{Na}$	$^{85}\text{Rb}$	Units
$\omega_{\perp}$	24.4	1.44	$2\pi$ kHz
$v_{c1}$	22.8	6.13	$\mu\text{m/s}$
$v_{c2}$	82.9	22.3	$\mu\text{m/s}$
$v_{c3}$	17.3	4.64	$\mu\text{m/s}$
$V_0$	2.47	0.665	$h \times \text{kHz}$
$d_{\text{opt}}$	4.5	4.5	$\mu\text{m}$

- 
- [1] J.S. Bell, *Physics* **1**, 195 (1964).
  - [2] J. Clauser, S. Freedman, *Phys. Rev. Lett.* **28**, 938 (1972); A. Aspect, J. Dalibard, G. Roger, *Phys. Rev. Lett.* **49**, 1804 (1982).
  - [3] J.G. Rarity, P.R. Tapster, *Phys. Rev. Lett.* **64**, 2495 (1990).
  - [4] Jian-Wei Pan, D. Bouwmeester, M. Daniell, H. Weinfurter, and A. Zeilinger, *Nature*, **403**, 515 (2000).
  - [5] D.M. Greenberger, M.A. Horne and A. Zeilinger, *Physics Today* **46** (8), 22 (1993).
  - [6] J.G. Rarity and P.R. Tapster, *Phys. Rev. Lett.* **64**, 2495 (1990).
  - [7] R. Ghosh and L. Mandel, *Phys. Rev. Lett.* **59**, 1903 (1987).

- [8] C. A. Sackett, D. Kielpinski, B. E. King, C. Langer, V. Meyer, C. J. Myatt, M. Rowe, Q. A. Turchette, W. M. Itano, D. J. Wineland, and C. Monroe, *Nature* **404**, 256 (2000)
- [9] D. Jaksch, H.-J. Briegel, J. I. Cirac, C. W. Gardiner and P. Zoller, *Phys. Rev. Lett.* **82**, 1975 (1999).
- [10] T. Calarco, E.A. Hinds, D. Jaksch, J. Schmiedmayer, J.I. Cirac and P. Zoller, *Phys. Rev. A* **61**, 022304 (2000).
- [11] E. Andersson and S. M. Barnett, *Phys. Rev. A* **62**, 052311 (2000).
- [12] D. Jaksch, C. Bruder, J. I. Cirac, C. W. Gardiner, and P.Zoller, *Phys. Rev. Lett.* **81**, 3108 (1998); M. Greiner, O. Mandel, T. Esslinger, T. W. Hänsch, and I. Bloch, *Nature* **415**, 39 (2002).
- [13] R.B. Diener, Biao Wu, M.G. Raizen, and Qian Niu, *Phys. Rev. Lett.* **89**, 070401, 2002.
- [14] D. Frese, B. Ueberholz, S. Kuhr, W. Alt, D. Schrader, V. Gomer, and D. Meschede, *Phys. Rev. Lett.* **85**, 3777 (2000); N. Schlosser, G. Reymond, I. Protsenko, and P. Grangier, *Nature* **411**, 1024 (2001).
- [15] A.J. Moerdijk, B. J. Verhaar and A. Axelsson, *Phys. Rev. A* **51**, 4852 (1995); S. Inouye, M. R. Andrews, J. Stenger, H.-J. Miesner, D. M. Stamper-Kurn and W. Ketterle, *Nature (London)* **392**, 151 (1998); Ph. Courteille, R. S. Freeland, D. J. Heinzen, F. A. van Abeelen, and B. J. Verhaar, *Phys. Rev. Lett.* **81**, 69 (1998).
- [16] L.D. Landau, *Z. Sowjetunion* **2**, 46 (1932); G. Zener, *Poc. R. Soc. London, Ser. A* **137**, 696 (1932).
- [17] E. Andersson, M.T. Fontenelle, and S. Stenholm, *Phys. Rev. A.* **59**, 3841 (1999).
- [18] F.A. van Abeelen and B.J. Verhaar, *Phys. Rev. A* **59**, 578 (1999).
- [19] J.L. Roberts, N.R. Claussen, J.P. Burke, C.H. Greene, E.A. Cornell, and C.E. Wieman, *Phys. Rev. Lett.* **81**, 5109 (1998).
- [20] C. Cohen-Tannoudji, in *Les Houches, Session LIII, 1990-Fundamental Systems in Quantum Optics*, edited by J. Dalibard, J. M. Raimond, and J. Zinn-Justin (Elsevier, New York, 1992).