

Intensity-dependent dispersion under conditions of EIT in coherently prepared multi-state atoms.

Andrew D. Greentree^{1,2}, Derek Richards³, J. A. Vaccaro⁴, A. V.

Durrant¹, S. R. de Echaniz⁵, D. M. Segal⁵, and J. P. Marangos⁵

¹Quantum Processes Group, Department of Physics and Astronomy,

The Open University, Walton Hall, Milton Keynes, MK7 6AA, United Kingdom

²Centre for Quantum Computer Technology, The University of New South Wales, Sydney, NSW 2052, Australia

³Quantum Processes Group, Department of Applied Mathematics,

The Open University, Walton Hall, Milton Keynes, MK7 6AA, United Kingdom

⁴Department of Physics and Astronomy, The University of Hertfordshire,

College Lane, Hatfield AL10 9AB, United Kingdom and

⁵Quantum Optics and Laser Science, Blackett Laboratory,

Imperial College of Science, Technology and Medicine,

Prince Consort Road, London SW 7 2BW, United Kingdom

(dated: April 9, 2019)

Interest in lossless nonlinearities has focussed on the dispersive properties of systems under conditions of electromagnetically induced transparency (EIT). We generalize the lambda system by introducing further degenerate states to realize a Chain atom where multiple coupling of the probe field significantly enhances the intensity dependent dispersion without compromising the EIT condition.

PACS numbers: 42.50.Hz, 42.50.Gy, 32.80.-t, 42.65.-k

There has been much interest given lately to the enhancement of optical nonlinearities in Electromagnetically Induced Transparency (EIT). Most of the work has focussed on the three-state system in the configuration, which has provided some dramatic examples of nonlinear optical effects. Examples include ultra-slow [1], stopped [2] and superluminal [3] group velocities, coherent sideband generation [4] etc. All these nonlinear processes depend on the creation of coherent superpositions of the ground states with accompanying loss of absorption, and such mechanisms were described in [5]. Thorough reviews of EIT and its properties can be found in [6] and [7].

Recent investigations of nonlinear optics at the few or single photon levels have identified four state systems where the probe field simultaneously couples two transitions in the N configuration. Examples of applications for such work include photon blockade [8] and two photon absorptive switches [9]. The classical precursors to such experiments have also been performed [10][11]. Other experiments on the N scheme have been performed by Entin et al. [12]. In order to realize larger nonlinear effects, Zubairy et al. [13] suggested an extension where the more usual N configuration was extended to a system with an arbitrary (even) number of states where all the states are resonantly coupled except on the final transition where detuning is present. This scheme shows enhanced nonlinearities of not only ³ but also higher order susceptibilities. One problem with this scheme and the standard N scheme is to do with the need to balance the required nonlinearity and decoherence in the system. To enhance the nonlinearity present in the systems it is important for the detuning of the final probe field to be minimized, however decreasing the detuning increases

the amount of the final excited state which is mixed into the coherent superposition state, resulting in an increase in decoherence and optical losses. This problem is to some extent circumvented by the absorptive switch of Harris and Yamamoto [9] by exploiting such losses, and in photon blockade by using the cavity nonlinearity to prevent absorption of the final photon. Still the increase in decoherence proves to be a difficulty in experimental precursors to these processes and causes problems in travelling wave configurations.

An alternative multi-state configuration for investigating EIT enhanced nonlinearities is the tripod configuration, studied recently by Paspalakis and Knight [14] and earlier considered by Morris and Shore [15]. This system has many of the advantages of the N system, but by maintaining superposition states of the three ground states also avoids the excess decoherence of the N system. Morris and Shore [15] also mentioned a multi-leg extension of the tripod scheme.

Here we present an alternative extension to the standard configuration which we term the Chain configuration, depicted in Fig. 1. We start with a Λ atom (Fig. 1(a)) with ground states $|g_1\rangle$ and $|g_2\rangle$ and excited state $|e_1\rangle$. The $|g_1\rangle \rightarrow |e_1\rangle$ ($|g_2\rangle \rightarrow |e_1\rangle$) transition is excited by a probe (coupling) field of frequency ω_p (ω_c) and detuning $\Delta_p = \omega_p - \omega_{e_1 g_1}$ ($\Delta_c = \omega_c - \omega_{e_1 g_2}$). The probe (coupling) Rabi frequency is P (C). We assume for convenience that the transition frequencies $\omega_{e_1 g_1}$ and $\omega_{e_1 g_2}$ are equal and that appropriate selection rules ensure that the probe and coupling fields only interact with their designated states (a concrete example of how this can be achieved is described below).

The v -state Chain is an M system and is illustrated in Fig. 1(b). Here the ground states are labelled

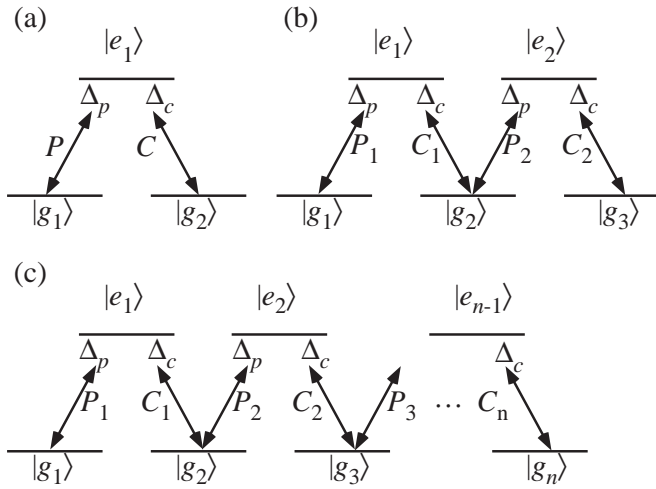


FIG. 1: Energy level configurations for Chain atoms. (a) is the usual system, (b) is the 5 state Chain or M system, (c) shows the generalization to higher number of states.

$|g_1\rangle, |g_2\rangle, |g_3\rangle$, and the excited states $|e_1\rangle, |e_2\rangle$. The probe field excites the $|g_1\rangle \rightarrow |e_1\rangle$ and $|g_2\rangle \rightarrow |e_1\rangle$ transitions simultaneously with Rabi frequencies P_1 and P_2 respectively (different labels are applied to take account of the different coupling strengths of the transitions), whilst the coupling field excites the $|g_2\rangle \rightarrow |e_2\rangle$ and $|g_3\rangle \rightarrow |e_2\rangle$ transitions with Rabi frequencies C_1 and C_2 . We note that complementary work by Matsko et al. [16], which looks at Faraday rotation and Kerr nonlinearities in the Λ, N and M schemes, has been performed which confirms some of our predictions about nonlinearities in these systems. An early study of the M scheme in the context of degenerate two level systems was also performed by Morris and Shore [15]

The Chain Lambda atom with $2n - 1$ states is shown in Fig. 1(c). The ground states are denoted $|g_1\rangle, \dots, |g_n\rangle$, and the excited states $|e_1\rangle, \dots, |e_{n-1}\rangle$. The probe field excites the $|g_j\rangle \rightarrow |e_j\rangle$ transition with Rabi frequency P_j and the coupling field excites the $|g_{j+1}\rangle \rightarrow |e_j\rangle$ transition with Rabi frequency C_j .

In order to gain insight into the problem we consider first the Hamiltonian for the Chain atom with $2n - 1$ states. Using the rotating wave approximation this can be written

$$\frac{H}{\hbar} = \sum_{j=1}^{2n-1} (j-1) \begin{pmatrix} P_j & C_j \end{pmatrix} |g_j\rangle \langle g_j| + \sum_{j=1}^{2n-1} \begin{pmatrix} P_j & C_j \end{pmatrix} |e_j\rangle \langle e_j| + \sum_{j=1}^{2n-1} P_j (|g_j\rangle \langle e_j| + |e_j\rangle \langle g_j|) + \sum_{j=1}^{2n-1} C_j (|g_{j+1}\rangle \langle e_j| + |e_j\rangle \langle g_{j+1}|) :$$

We ignore the decay from the excited states in our analytical analysis in order to gain simple expressions for the dressed states of the field-atom system and thus gain a clearer understanding of the problem. Furthermore we shall concentrate our analysis on the optical nonlinearities which are present in the vicinity of the dark state, which are relatively insensitive to decay. This is evident by direct comparisons between numerical solutions of the complete master equation with decay, and our decay-free analytic expressions. The Hamiltonian can be conveniently expressed as a tridiagonal matrix with state ordering $|g_1\rangle, |e_1\rangle, |g_2\rangle, |e_2\rangle, \dots, |g_n\rangle$,

$$\frac{H}{\hbar} = \begin{pmatrix} 0 & P_1 & 0 & 0 & & & & & \\ P_1 & \epsilon_p & C_1 & 0 & & & & & \\ 0 & C_1 & \epsilon_{cp} & P_2 & & & & & \\ 0 & 0 & P_2 & \ddots & & & & & \\ & & & \ddots & (n-1) & \epsilon_{cp} & P_n & 0 & \\ & & & & P_n & \epsilon_n & \epsilon_{cp} + \epsilon_c & C_n & \\ & & & & 0 & C_n & \epsilon_n & \epsilon_{cp} & \end{pmatrix}$$

where we have introduced $\epsilon_{cp} = \epsilon_p - \epsilon_c$.

Following the approach taken by Kuang et al. [17] and Zubairy et al. [13], we first calculate the eigenvectors of the Hamiltonian. These can be written as

$$|D_i\rangle = |g_1\rangle \langle g_1| + |e_1\rangle \langle e_1| + |g_2\rangle \langle g_2| + \dots + |g_n\rangle \langle g_n|;$$

where i varies from 1 to $(2n - 1)$. It is clearly not possible to give general solutions for the $|D_i\rangle$'s for atoms with more than 3 states, although one may simply derive numerical results. However, if we invoke the adiabatic hypothesis [17] and assume that the probe detuning is small ($\epsilon_p = P_i; C_i$), the probe field is turned on slowly, and the coupling field resonant, then we may assume that the system evolves solely into the dressed state with energy closest to 0. For convenience we denote this state $|D_0^{(n)}\rangle$

where n is the number of states in the Chain atom. Using Maple [18], and the simplification that $P_i = P$; $C_i = \sqrt{2}C$, $i = 1; 2 :: n$ we have derived expressions for $|D_0^{(n)}\rangle$. These are presented in table 1 as unnormalized quantities and E where $E^2 = C^2 + P^2$. Note that the results for $|D_0^{(3)}\rangle$ are equivalent to those which appear in [17] and were also used in [11].

Short of directly creating an artificial atomic structure in a quantum well type material, or in an optical lattice, it is important to investigate whether the required Chain structure is naturally present in any materials. A simple approximate realization to the Chain configuration is obtained by exciting an $F = n$ to $F^0 = n$ transition in an atomic vapor where, as before, $2n - 1$ is the number of states in the Chain. We illustrate this for the five-state Chain atom in Fig. 2, although the scheme generalizes in an obvious manner. We assume that the coupling field is σ polarized (and therefore excites transitions from $m_z = n$ to $m_z = n - 1$) and the probe π polarized (exciting transitions from $m_z = n$ to $m_z = n + 1$).

	$F=3$	$F=5$	$F=7$
	$D_0^{(3)}$	$D_0^{(5)}$	$D_0^{(7)}$
$0;g_1$	$\frac{C}{P}$	$\frac{C^2}{P^2}$	$\frac{C^3}{P^3}$
$0;e_1$	$\frac{C}{P^2}$	$\frac{P}{P^4} \frac{(C^2 P^2)}{C^2 P^2}$	$\frac{C^3 (3^4 - 3C^4 - 4C^2 P^2)}{P^2 (2C^2 P^2 - 4)}$
$0;g_2$	1	$\frac{C}{P}$	$\frac{C^2}{P^2}$
$0;e_2$		$\frac{3P^2 C^2 - 4^2 - 2C^4}{C^4 (C^2 P^2)}$	$\frac{C^2}{P^2} \frac{(2C^2 P^2 - 4)}{2C^2 P^2}$
$0;g_3$		1	$\frac{C}{P}$
$0;e_3$			$\frac{C (4 + 2C^4)}{P^2 (2C^2 P^2 - 4)}$
$0;g_4$			1

TABLE I: Unnormalized coefficients of D_0 for 3, 5 and 7 state chain atoms

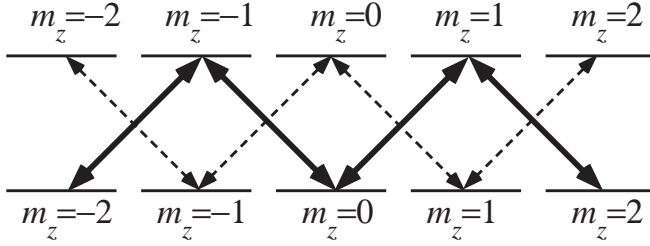


FIG. 2: A possible way to realize the M system using an $F = 2$ to $F^0 = 2$ transition. The coupling field is polarized and turned on before the σ^+ polarized probe. In this way the desired M system (bold) is favored over the W system (dashed).

Notice that without any preparation there are two systems here, firstly the required M system (bold lines in Fig. 2), and secondly an undesired W system (dashed lines). In order to select the M over the W we first apply the coupling field, this has the effect of optically pumping the population into the $m_z = 2$ state. Next the probe beam is turned on sufficiently slowly to ensure that the system evolves adiabatically to the desired dark state. We also note that the W system does not have any dark states. So even without the adiabatic state preparation, any population in the W system will eventually be optically pumped into the desired dark state of the M system. We also note that the presence of M systems have been identified in conjunction with systems at least twice before in [15] and [16]. It is important to notice that our method of realizing Chain systems and performing experiments with them, is not significantly more complex than standard experiments on simple systems, all that is necessary to achieve the enhanced nonlinearities is the appropriate choice of transition.

To study intensity dependent dispersion it is necessary to extract the susceptibility at the probe frequency as a function of small probe detuning

$$= \sum_{j=1}^N \frac{2}{P_j} \frac{g_j e_j}{g_j e_j} = \sum_{j=1}^N \frac{2}{P_j} \frac{g_j e_j}{0;g_j \quad 0;e_j};$$

where $\rho = 2N = 0$, N being the atomic density and

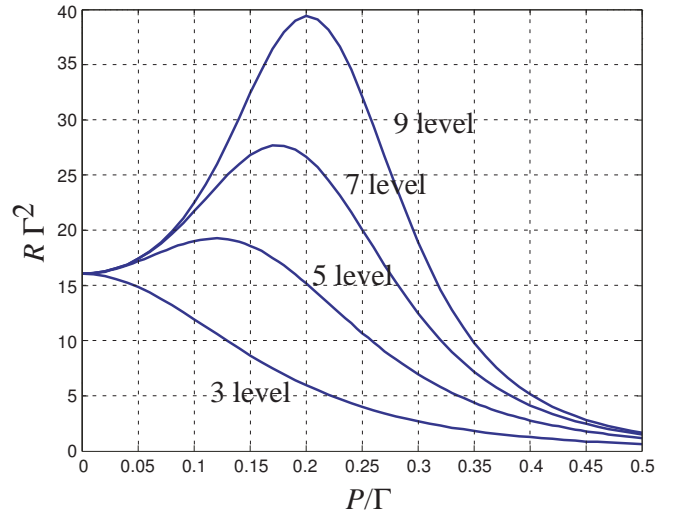


FIG. 3: Graphs showing dispersion (times linewidth squared), $R \Gamma^2$ as a function of $P = \frac{P}{\Gamma}$ with $C = 0.25$ for Chain systems of 3, 5, 7 and 9 states.

$g_j e_j$ the dipole moment of the $g_j \rightarrow e_j$ transition. The $\bar{}$ denotes complex conjugation. In order to calculate realistic values of the dispersion which would be attainable in standard experiments with alkali atoms (for example in a magneto-optical trap or vapor cell), we have taken $N = 3 \times 10^{15} \text{ m}^{-3}$, $g_j e_j = 2 \times 10^{29} \text{ C m}$ and $\Gamma = 5.6 \text{ MHz}$.

In order to derive simple results for the nonlinear dispersions, we shall assume the coupling constants for all transitions to be equal, i.e. $g_1 e_1 = \dots$ and so the probe (coupling) field Rabi frequencies are the same for all transitions $P_i = P$ ($C_i = C$). Using Maple we can then derive expressions for the intensity dependent dispersion, R , for Chain atoms of varying number of states:

$$R^{(3)} = \frac{C^2}{4};$$

$$R^{(5)} = \frac{C^2 (4 - P^2 + 2P^2 - 2P^4)}{(4 - P^2 + 2P^2 - 2P^4)^2};$$

$$R^{(7)} = \frac{C^2 (8 - 4P^4 + 8P^6 - 2 + 4P^8)}{4 (4 - 2P^2 + 4P^4)^2};$$

$$R^{(n)} = \frac{1}{P} \frac{\partial}{\partial P} \sum_{i=1}^N \frac{X^n}{g_i e_i};$$

We note that our results for $R^{(3)}$ are compatible with the intensity dependent group velocities derived in [17]. The analytically determined dispersions are plotted in Fig. 3 as a function of $P=C$ for $C = 0.25$. In Fig. 4 we present a comparison between the analytical results for the intensity dependent dispersion and that obtained by solving the density matrix equation with decay given in the Appendix. The good agreement shows that our analytic approach is justified.

An interesting feature to note in the dispersion cal-

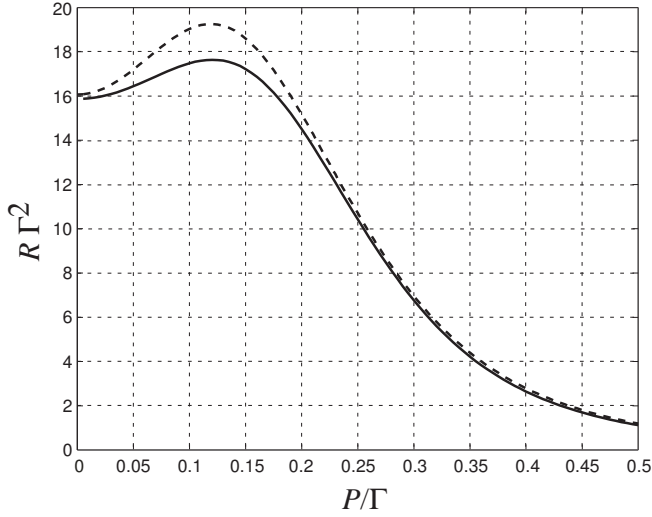


FIG. 4: Graph showing the comparison between intensity dependent dispersion calculated using the full master equation (solid line) and the analytical approach using dressed states (dashed line) in a five-state system.

calculations is the Rabi frequency ratio which provides the maximum dispersion. In this simple case, the position of the maximum depends only upon the ratio $P=C$. If is the value of this ratio at the maximum then for $P=C <$ the dispersion will be monotonically increasing with increasing P , and for $P=C >$ it monotonically decreases. It is clear that reciprocal results will be obtained for the corresponding group velocities. For 3, 5, 7 and 9 state atoms, the values of are 0;0476;0;698 and 0;804 (to 3 significant figures) respectively.

One material property dependent on the dispersion is the group velocity, which is

$$v_g = \frac{c}{1 + \frac{P}{P_0} \frac{\partial \chi}{\partial P}};$$

where $\chi = \frac{P}{1 + \frac{P}{P_0}}$ is the complex refractive index. It is important to realize that in systems with nonlinear dispersions as large as those for Chain systems, the group velocity may be a poor parameter. This is because for realistic propagation through an optically thick medium, the intensity dependence of the medium will alter the shape of a simple gaussian pulse. There are however, other experiments sensitive to the group velocity which may be considered, for example bichromatic excitation of the probe beam to generate a beat note [7] or the use of a frequency modulated (rather than the more usual amplitude modulated) probe signal. In Fig. 5 we present intensity dependent group velocities for 3, 5, 7 and 9 state Chain atoms corresponding to the dispersion calculations presented in Fig. 3.

The analytical results given above cannot provide a complete description of the physically realizable problem, because of the different Clebsch-Gordan coupling between the states involved in the transitions. If we use

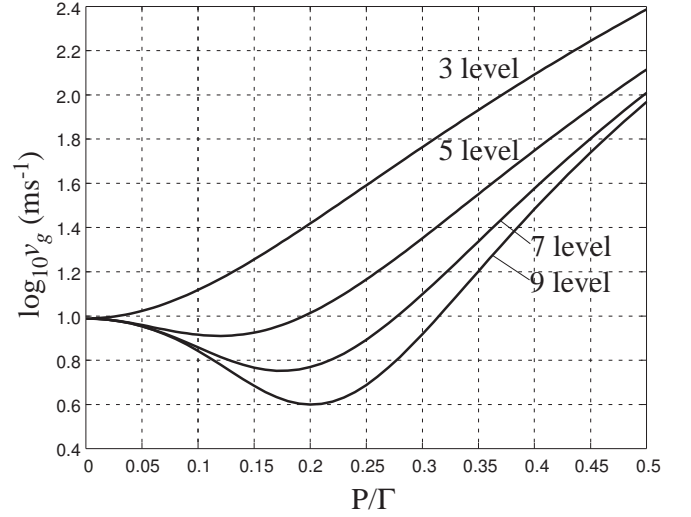


FIG. 5: Graphs showing \log_{10} of group velocity, v_g as a function of P with $C = 0.25$ for Chain systems of 3, 5, 7 and 9 states.

	5-state	7-state
P_2	$\frac{P}{3=2} P_1$	$\frac{P}{2=2} P_1$
C_2	$\frac{P}{2=3} C_1$	$\frac{P}{6=30} C_1$
P_3		$\frac{P}{15=3} P_1$
C_3		$\frac{P}{3=15} C_1$
$g_2 e_2$	$\frac{P}{3=2} g_1 e_1$	$\frac{P}{2=2} g_1 e_1$
$g_3 e_3$		$\frac{P}{15=3} g_1 e_1$

TABLE II: Relevant Rabi frequency ratios for 5 and 7 state Chain systems

the scheme suggested in Fig. 2 for the couplings and define our coupling strengths relative to the coupling in the first system (i.e. $g_1 \leftarrow g$) then we may write down the expressions for the other couplings in terms of these quantities [19]. These are summarized in table 2 for the 5 and 7 state Chain atoms, and it is easy to generalize to higher orders.

Results of numerical calculations of intensity dependent dispersions for 5 and 7 state Chain systems are presented in Fig. 6. Comparing Figs. 3 and 6, shows that despite the differences in the values obtained for the dispersions, there is only minimal change to the overall shape of the intensity dependent curves.

We have shown that there exist interesting nonlinear properties for Chain atoms, and in particular we have focussed on the intensity dependent dispersion as a measure for these nonlinear optical properties. The nonlinearity of these systems increases as the number of atomic states increases, whilst the EIT transparency is maintained. It therefore appears likely that such multi-state systems will be useful in the search for new quantum nonlinear optical materials. Our analysis has been confined to the optically thin regime. Clearly, in a full study,

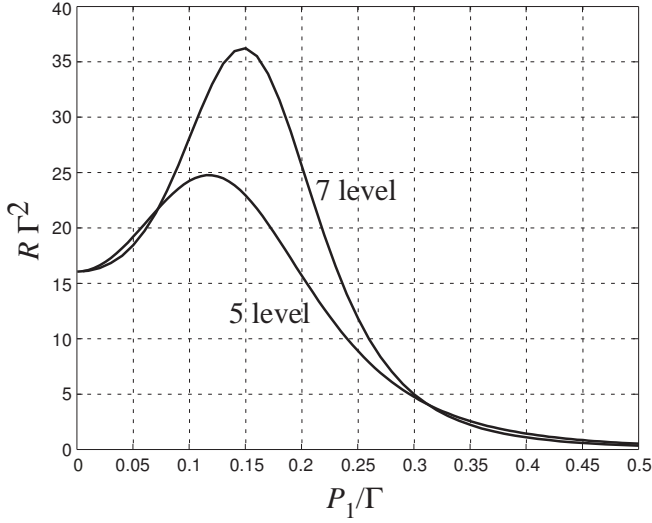


FIG. 6: Graphs of intensity dependent dispersions as a function of P_1 , calculated using realistic ratios of coupling strengths, i.e. with the relative P_i and C_i 's calculated using the Clebsch-Gordan ratios in Table II.

which would include intensity dependent group velocities in such highly nonlinear media, it is important to understand propagation effects and especially the effect of such high nonlinearities on pulse shape. Such analysis goes beyond our simple picture and will be the focus of future work.

I. ACKNOWLEDGEMENTS

One of the authors (AG) would like to acknowledge useful discussions with Dr A.B. Matsko (Jet Propulsion Laboratory) and financial support from the EPSRC (UK).

II. APPENDIX

In this appendix we present the density matrix equations of motion for the 5-state chain atom (M scheme). The equations to be solved are:

$$\dot{\rho} = \frac{i}{\hbar} [\mathcal{H}; \rho] + L;$$

$$1 = g_1 g_1 + g_2 g_2 + g_3 g_3 + e_1 e_1 + e_2 e_2;$$

For reasons of space we split the Hamiltonian superoperator into smaller sub-blocks, thus

$$H = \begin{pmatrix} 0 & H_{11} & H_{12} & 0 & 0 & 0 \\ H_{21} & H_{22} & H_{23} & 0 & 0 & 0 \\ 0 & H_{32} & H_{33} & H_{34} & 0 & 0 \\ 0 & 0 & H_{43} & H_{44} & H_{45} & 0 \\ 0 & 0 & 0 & H_{54} & H_{55} & 0 \end{pmatrix};$$

where $H_{2j;2j+1} = C_j I(5)$, $H_{2j-1;2j} = P_j$ and $H_{ij} = H_{ji}$. $I(5)$ is the 5x5 identity matrix and

$$H_{11} = \begin{pmatrix} 0 & P_1 & 0 & 0 & 0 & 1 \\ P_1 & p & C_1 & 0 & 0 & 0 \\ 0 & C_1 & cp & P_2 & 0 & 0 \\ 0 & 0 & P_2 & 2p & c & C_2 \\ 0 & 0 & 0 & C_2 & 2cp & 1 \end{pmatrix};$$

$$H_{22} = \begin{pmatrix} p & P_1 & 0 & 0 & 0 & 1 \\ P_1 & 0 & C_1 & 0 & 0 & 0 \\ 0 & C_1 & c & P_2 & 0 & 0 \\ 0 & 0 & P_2 & cp & C_2 & 0 \\ 0 & 0 & 0 & C_2 & p & 2c \end{pmatrix};$$

$$H_{33} = \begin{pmatrix} p & P_1 & 0 & 0 & 0 & 1 \\ P_1 & 0 & C_1 & 0 & 0 & 0 \\ 0 & C_1 & c & P_2 & 0 & 0 \\ 0 & 0 & P_2 & cp & C_2 & 0 \\ 0 & 0 & 0 & C_2 & p & 2c \end{pmatrix};$$

$$H_{44} = \begin{pmatrix} 2p+c & P_1 & 0 & 0 & 0 & 1 \\ P_1 & cp & C_1 & 0 & 0 & 0 \\ 0 & C_1 & p & P_2 & 0 & 0 \\ 0 & 0 & P_2 & 0 & C_2 & 0 \\ 0 & 0 & 0 & C_2 & c & 1 \end{pmatrix};$$

$$H_{55} = \begin{pmatrix} 2cp & P_1 & 0 & 0 & 0 & 1 \\ P_1 & p+2c & C_1 & 0 & 0 & 0 \\ 0 & C_1 & cp & P_2 & 0 & 0 \\ 0 & 0 & P_2 & c & C_2 & 0 \\ 0 & 0 & 0 & C_2 & 0 & 1 \end{pmatrix};$$

where $cp = p + c$. The loss operator is

$$L = \begin{pmatrix} 0 & L_{11} & L_{12} & 0 & 0 & 0 \\ 0 & 0 & L_{22} & 0 & 0 & 0 \\ 0 & L_{32} & L_{33} & L_{34} & 0 & 0 \\ 0 & 0 & 0 & L_{44} & 0 & 0 \\ 0 & 0 & 0 & L_{54} & L_{55} & 0 \end{pmatrix};$$

where the off-diagonal blocks L_{ij} ($i \neq j$) have all elements zero except the $(ij)^{th}$ which is $=2$. The L_{ii} 's are all diagonal matrices, with non-zero elements

$$L_{11} = (0; \quad =2; \quad 2; \quad 3; \quad 4);$$

$$L_{22} = (=2; \quad ; \quad =2; \quad ; \quad 3);$$

$$L_{33} = (2; \quad =2; 0; \quad =2; \quad 2);$$

$$L_{44} = (3; \quad ; \quad =2; \quad ; \quad =2);$$

$$L_{55} = (4; \quad 3; \quad 2; \quad =2; 0);$$

where γ_n is the n photon dephasing and $\gamma = \gamma_{e_1} = \gamma_{e_2}$ is the total decay rate from either excited state.

A three-dimensional plot showing $\rho = [\rho]$ as a function of probe detuning, $\Delta_p =$ and probe Rabi frequency, $P =$

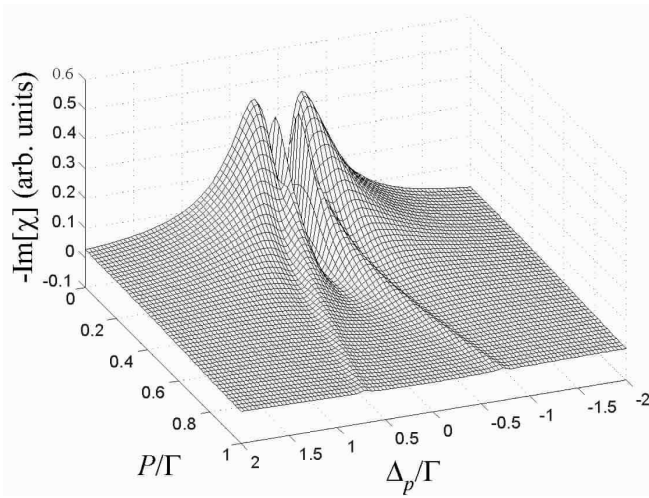


FIG. 7: Three-dimensional plot showing $-\text{Im}[\chi]$ (proportional to the probe absorption) as a function of $\Delta_p = \Delta_p/\Gamma$ and $P = P/\Gamma$ for $P_1 = P_2 = P$, $C_1 = C_2 = C = 4$, $\omega = 5.6 \text{ MHz}$ for the ν -state Chain system.

for $P_1 = P_2 = P$, $C_1 = C_2 = C = 4$, $\omega = 5.6 \text{ MHz}$ and other parameters as above, for the ν -state Chain system is presented in Fig. 7.

-
- [1] M. M. Kash, V. A. Sautenkov, A. S. Zibrov, L. Hollberg, G. R. Welch, M. D. Lukin, Y. Rostovtsev, E. S. Fry and M. O. Scully, Phys. Rev. Lett., 82, 5229-5231 (1999); L. V. Hau, S. E. Harris, Z. Dutton and C. H. Behroozi, Nature, 397, 594-8, (1999); J. P. Marangos, *ibid*, 397, 559-560 (1999).
- [2] O. Kocharovskaya, Y. Rostovtsev, M. O. Scully, Phys. Rev. Lett. 86, 628 (2001); C. Liu, Z. Dutton, C. H. Behroozi, and L. V. Hau, Nature (London) 409, 490 (2001); D. F. Phillips, A. Fleischhauer, A. Mair, and R. L. Walsworth, M. D. Lukin, Phys. Rev. Lett. 86, 783 (2001); A. V. Tunukhin, V. S. Sudarshanam, M. S. Shahriar, J. A. Musser, B. S. Ham, and P. R. Hemmer, *ibid*, 88, 023602, (2002).
- [3] A. M. Steinberg and R. Y. Chiao, Phys. Rev. A 49, 2071 (1994); L. J. Wang, A. Kuzmich, and A. Dogariu, Nature (London) 406, 277 (2000); A. Dogariu, A. Kuzmich, and L. J. Wang, Phys. Rev. A 63, 053806 (2001).
- [4] H. Schmidt and R. J. Ram, Appl. Phys. Lett., 76, 3173 (2000); A. F. Huss, N. Peer, R. Lammegger, E. A. Korsunsky, and L. Windholz, Phys. Rev. A 63, 013802 (2001).
- [5] S. E. Harris, J. E. Field, and A. Imamoglu, Phys. Rev. Lett. 64, 1107 (1990).
- [6] E. Arimondo, Progress in Optics (Amsterdam: Elsevier 1996) Vol. XXXV, edited by E. Wolf, p. 257; J. P. Marangos, J. Mod. Opt., 45, 471-503 (1998).
- [7] A. B. Matsko, O. Kocharovskaya, Y. Rostovtsev, G. R. Welch, A. S. Zibrov, and M. O. Scully, Adv. At., Mol., Opt. Phys. 46, 191 (2001).
- [8] A. Imamoglu, H. Schmidt, G. Woods and M. Deuch, Phys. Rev. Lett., 79, 1467 (1997); S. Reibic, S. M. Tan, A. S. Parkins and D. F. Walls, J. Opt. B: Quantum Semiclass. Opt. 1, 490 (1999); K. M. Gheri, W. A. J. G. and P. G. Rangier, Phys. Rev. A 60, R2673 (1999); A. D. Green-tree, J. A. Vaccaro, S. R. de Echaniz, A. V. Durrant and J. P. Marangos, J. Opt. B: Quantum Semiclass. Opt. 2, 252-259 (2000); S. Reibic, A. S. Parkins, and S. M. Tan, Phys. Rev. A 65, 043806 (2002); S. Reibic, A. S. Parkins, and S. M. Tan, *ibid*, 65, 063804 (2002).
- [9] S. E. Harris and Y. Yamamoto, Phys. Rev. Lett. 81, 3611 (1998).
- [10] M. Yan, E. G. Rickey and Y. Zhu, Opt. Lett. 26, 548 (2001); M. Yan, E. G. Rickey and Y. Zhu, Phys. Rev. A 64, 013412 (2001); M. Yan, E. G. Rickey and Y. Zhu, *ibid*, 64, 041801 (2001); M. Yan, E. G. Rickey and Y. Zhu, J. Mod. Opt. 49, 675 (2002).
- [11] S. R. de Echaniz, A. D. Greentree, A. V. Durrant, D. M. Segal, J. P. Marangos, J. A. Vaccaro, Phys. Rev. A 64, 013812 (2001).
- [12] V. M. Entin, I. I. Ryabtsev, A. E. Boguslavskii and I. M. Beterov, JETP Lett., 71, 175 (2000).
- [13] M. S. Zubairy, A. B. Matsko and M. O. Scully, Phys. Rev. A, 65, 043804 (2002).
- [14] E. Paspalakis and P. L. Knight, J. Mod. Opt. 49, 87 (2002).
- [15] J. R. Morris and B. W. Shore, Phys. Rev. A, 27, 906 (1983).
- [16] A. B. Matsko, I. Novikova, G. R. Welch, M. S. Zubairy, Enhancement of Kerr nonlinearity via multi-photon coherence, preprint arXiv:quant-ph/0207141.
- [17] L. Kuang, G. Chen and Y. Wu, Giant non-linearities accompanying electromagnetically induced transparency, preprint arXiv:quant-ph/0103152 v2 (2001).
- [18] Maple 7, Waterloo Maple Inc., 2001.
- [19] There are many good routines available on the internet. We used one at <http://www.ph.surrey.ac.uk/~phs3ps/cgjava.html> to calculate our results.