

Producing the event ready two photon polarization EPR state with normal photon detectors

Wang Xiang-bin*

Imai Quantum Computation and Information project, ERATO, Japan Sci. and Tech.
Corp.

Daini Hongo White Bldg. 201, 5-28-3, Hongo, Bunkyo, Tokyo 113-0033, Japan

Abstract

We propose a scheme to produce the maximally two photon polarization entangled state(EPR state) with single photon sources and the passive linear optics devices. In particular, our scheme only requires the normal photon detectors which distinguish the vacuum and non-vacuum Fock number states. A sophisticated photon detector distinguishing one-photon state and two-photon state is unnecessary.

The resource of maximally entangled state(EPR state) plays a fundamentally important role in testing the quantum laws related to the nonlocality [1] and in many application in quantum information such as the quantum teleportation [2,3], quantum key distribution [4] and quantum computation [5]. So far, it is generally believed that the two photon polarized EPR state is particularly useful in quantum information processing.

The observation of EPR pairs has been carried out by many experiments (for example, ref [6]). However, those polarized photon pairs were only produced randomly since there is no way to know whether a polarization EPR pair is generated without destroying the state itself. The post selection property in the EPR state generation is not crucial to some quantum tasks such as the testing of the violation of Bell inequality. However, in many

*email: wang@qci.jst.go.jp

other tasks, such as the quantum teleportation quantum dense coding [2], the event-ready entanglement is required.

Recently, some proposals are raised to make the *event – ready* two photon polarization EPR state or the photon number entangled state. (One may refer to Ref [7] for a complete description on the event-ready EPR state preparation through the parametric down conversion.) Among all the propoals(see, e.g., Ref. [7–10]) to produce the entangled states in either polarization space or the photon number space, most of them demand both single photon sources and sophisticated photon detectors which can recognize one and only one photon Fock state. Both the single photon sources and the the sophisticated photon detectors are difficult to realize and they are thought to be the main barriers to produce the event ready polarization EPR pairs with currently existing linear optics schemes [9]. By our current technology, both the single photon source [11–13] and the sophisticated photon detector [14] are possible, howvever, it is generally believed that both of them are rather difficult to produce. On the other hand, so far a sucessful *combination* of thess two techniques in one experiment has never been reported. Therefore it should be interesting to seek new schemes which do not depend on either of these two sophisticated techniques. Very recently, Sliwa and Banaszek [15] proposed a scheme not demanding the single photon source but still demanding a sophisticated photon detector. So far, all proposals in this creteria with passive linear optics devices depend on the sophisticated photons detectors to distinguish one-photon state and two-photon state. Normally, such a sophisticated detector cannot be replaced by a cascaded system of many normal photon detectors unless the efficiency of the normal photon detectors are impractically high [16]. In this letter, we propose a totally new scheme. The new scheme, countrary to Sliwa and Banaszek’s scheme, requires the single photon source but only uses normal photon detectors which only distinguish the vacuum and non-vacuum Fock number states.

Our scheme is skematically shown in figure 1. In this scheme, our task is to observe the following coincidence:

Coincidence: *Both the detectors D_3 and D_2 are fired; or both D_1 and D_4 are fired.*

If the above coincident event is observed, then we believe that beam 2' and 4' are in the singlet EPR state:

$$|\Psi^-\rangle_{2'4'} = \frac{1}{\sqrt{2}}(|H\rangle_{2'}|V\rangle_{4'} - |V\rangle_{2'}|H\rangle_{4'}) \quad (1)$$

Beam 1,2,3 and 4 are input states from single photon sources. Suppose initially the polarization of both beam 1 and beam 3 deviates a little bit from the vertically polarization while polarization of both beam 2 and beam 4 deviates a little bit from the horizontal one. To gurantee the quantum coherence, we assume that we have tuned the optical paths so that to each beam splitter or polarizing beam splitter, the two input beams reach it simultaneously. A detailed study on the time window related to the quantum coherence had been shown in the seminar work by Zukowski, Zeilinger, Horne and Ekert [17]. A further study can be seen e.g., in [18].

Mathematically, the total input state is

$$|V'\rangle_1|H'\rangle_2|V'\rangle_3|H'\rangle_4, \quad (2)$$

where the subscripts indicates the different beams, $|H'\rangle = \frac{1}{\sqrt{1+|\epsilon|^2}}(|H\rangle + \epsilon|V\rangle)$ and $|V'\rangle = \frac{1}{\sqrt{1+|\epsilon|^2}}(\epsilon|H\rangle - |V\rangle)$, $|\epsilon| \ll 1$ and $|H\rangle$ and $|V\rangle$ are horizontally and vertically polarized states respectively. The polarizing beam splitter(PBS) has the property to transmmmit the horizontal polarization and reflect the vertical polarization as shown in figure 2. After the four input beams reached the two PBS(PBS1 and PBS2), beams 1' and 2' are in the following state:

$$|\chi\rangle_{1'2'} = \frac{1}{1+|\epsilon|^2}(\epsilon|H\rangle_{1'} - |V\rangle_{2'})(\epsilon|V\rangle_{1'} + |H\rangle_{2'}) \quad (3)$$

Similarly, beam 3' and 4' are in the following state

$$|\chi\rangle_{3'4'} = \frac{1}{1+|\epsilon|^2}(\epsilon|H\rangle_{3'} - |V\rangle_{4'})(\epsilon|V\rangle_{3'} + |H\rangle_{4'}). \quad (4)$$

Beam 2' and 4' are now the idle beams and they are a good entangled pair if 1' and 3' are collapsed to the singlet state $|\Psi^-\rangle_{1'3'}$. To verify this, we have to make a Bell measurement

to beam 1' and 3'. A Bell measurement can be partially carried out through using a beam splitter [3,19]. As it was shown in Ref [3], if beam 1' and 3' each includes one photon and 1'' and 3'' are proved to include one photon in each beam, then 1' and 3' must have collapsed to the singlet state. However this is only true in the case that each input beam contains one photon. Before using this conclusion, we have to carefully study all possible components in beam 1' and 3' and their possible consequences. Let's first study what happens to different components in the state $|\chi\rangle_{1'2'}|\chi\rangle_{3'4'}$.

The component with largest probability is

$$|V\rangle_{2'}|H\rangle_{2'}|V\rangle_{4'}|H\rangle_{4'}.$$

The prior probability(the probability before we make an observation on the photon detectors) for this component is $P_1 = \frac{1}{(1+|\epsilon|^2)^4}$. For this component, there is no photon in beam 1' or 3', therefore no photon detector will be fired. Such a component will be definitely ruled out by the conditions in our coincidence.

The component with the probability amplitude order ϵ is

$$(|V\rangle_{1'}|V\rangle_{2'} - |H\rangle_{1'}|H\rangle_{2'})|V\rangle_{4'}|H\rangle_{4'} + (|V\rangle_{3'}|V\rangle_{4'} - |H\rangle_{3'}|H\rangle_{4'})|V\rangle_{2'}|H\rangle_{2'}.$$

The prior probability for this component is $P_2 = \frac{4|\epsilon|^2}{(1+|\epsilon|^2)^4}$. Such a component means that there is only one photon altogether in both of beam 1' and beam 3'. One can easily find this fact by checking each term in the right hand side of the above equation. Each term only allows one photon in beams 1' and 3'. This component will cause only one detector to be fired and all the other three are silent. Such an event is obviously different from our required coincidence therefore the above component can be safely excluded once a coincident event is observed.

Now we consider the components with the probability amplitude order of ϵ^2 . These components are $A = |H\rangle_{1'}|V\rangle_{1'}|V\rangle_{4'}|H\rangle_{4'}$, $B = |V\rangle_{2'}|H\rangle_{2'}|H\rangle_{3'}|V\rangle_{3'}$ and

$$C = (|H\rangle_{1'}|H\rangle_{2'} - |V\rangle_{1'}|V\rangle_{2'})(|H\rangle_{3'}|H\rangle_{4'} - |V\rangle_{3'}|V\rangle_{4'}) \quad (5)$$

The total prior probability for these three components is $P_3 = \frac{6|\epsilon|^4}{(1+|\epsilon|^2)^4}$. We now show that component A, B will be totally ruled out by the coincidence condition. Before we go into that, we first take a look at the properties of the beam splitter used in our scheme. The property of a balanced beam splitter is sketched in figure 3. A detailed study of the properties of a beam splitter can be seen e.g., in ref. [20]. For clarity, we use the **Schrodinger** picture here. The different modes are simply distinguished by the propagation directions. In our case, beam 1' and 1'' are in the same mode (we denote it as mode a) and beam 3' and 3'' are in another mode, mode b . Suppose the input beams (1' and 3') are in the state $|input\rangle$, then the output state (in beam 1'' and 3'') is $|output\rangle = \hat{B}|input\rangle$, where \hat{B} is the time evolution operator for the beam splitter. The unitary operator \hat{B} satisfies

$$\hat{B}(a_H^\dagger, b_H^\dagger, a_V^\dagger, b_V^\dagger)\hat{B}^{-1} = (a_H^\dagger, b_H^\dagger, a_V^\dagger, b_V^\dagger) \begin{pmatrix} \mathbf{H} & \mathbf{O} \\ \mathbf{O} & \mathbf{H} \end{pmatrix} \quad (6)$$

where a^\dagger, b^\dagger are creation operators for mode a and mode b respectively, the subscripts H, V indicate the horizontal and vertical polarizations respectively, $\mathbf{H} = \frac{1}{\sqrt{2}} \begin{pmatrix} 1 & 1 \\ 1 & -1 \end{pmatrix}$ and \mathbf{O} is a 2×2 matrix with all elements being 0. Note that the evolution operator \hat{B} also satisfies

$$\hat{B}|00\rangle_{in} = |00\rangle_{out} \quad (7)$$

due to the fact of no input no output. Here the subscripts in and out indicate the input beams and output beams respectively. In our case, the input beams are 1' and 3' the output beams are 1'' and 3'', therefore $|00\rangle_{in} = |00\rangle_{1'3'}$ and $|00\rangle_{out} = |00\rangle_{1''3''}$.

With the above two equations, in general the state in the output beams and the state in the input beams are simply related by:

$$|output\rangle_{out} = \hat{B}f(a_H^\dagger, a_V^\dagger, b_H^\dagger, b_V^\dagger)\hat{B}^{-1} \cdot \hat{B}|00\rangle_{in} = \left(\hat{B}f(a_H^\dagger, a_V^\dagger, b_H^\dagger, b_V^\dagger)\hat{B}^{-1}\right)|00\rangle_{out} \quad (8)$$

provided that $|input\rangle_{in} = f(a_H^\dagger, a_V^\dagger, b_H^\dagger, b_V^\dagger)|00\rangle_{in}$. Note that $\hat{B}f(a_H^\dagger, a_V^\dagger, b_H^\dagger, b_V^\dagger)\hat{B}^{-1}$ can be easily calculated by using eq.(6). In our treatment, all the creation operators are time independent since we are using the Schrodinger picture. Now we consider the component

A . Since A is a simple product of different modes, we only consider evolution to the part in beam 1' and beam 3'. There is no nontrivial change in beam 2' and 4'. For the input of component A , the output state of the BS here is

$$|output\rangle_{1''3''} = Ba_H^\dagger a_V^\dagger B^{-1}|00\rangle_{1''3''}. \quad (9)$$

This is a direct consequence of eq(8). Moreover, using eq(6) one can easily obtain

$$|output\rangle_{1''3''} = \frac{1}{2}[(|HV\rangle_{3''} + |HV\rangle_{1''}) + (|H\rangle_{1''}|V\rangle_{3''} + |V\rangle_{1''}|H\rangle_{3''})]. \quad (10)$$

The exact form of the term $|HV\rangle_{3''}$ (or $|HV\rangle_{1''}$) is $|0\rangle_{1''}|HV\rangle_{3''}$ (or $|HV\rangle_{1''}|0\rangle_{3''}$), it means beam 3'' (or 1'') includes one horizontally polarized photon and one vertically polarized photon while beam 1'' (or 3'') includes nothing. The term $|HV\rangle_{3''}$ causes neither D_1 nor D_2 being fired therefore it is safely excluded once a coincident event is observed. Similarly, the consequence of $|HV\rangle_{1''}$ is that neither D_3 nor D_4 will be fired therefore this term is also ruled out. The term $|H\rangle_{1''}|V\rangle_{3''} + |V\rangle_{1''}|H\rangle_{3''}$ means that beam 1'' and 3'' each include one photon. However, after the two half wave plates(HWP) the term is changed to

$$|H\rangle_a|H\rangle_b + |V\rangle_a|V\rangle_b \quad (11)$$

and the subscripts a, b indicate the propagation direction in 1'', 3'' respectively. One may easily check this result by using the time evolution operator of the HWP defined as

$$U_H \begin{pmatrix} |H\rangle \\ |V\rangle \end{pmatrix} = \mathbf{H} \begin{pmatrix} |H\rangle \\ |V\rangle \end{pmatrix}. \quad (12)$$

Obviously, the two detectors fired by the state in equation(11) will be either (D_1, D_3) or (D_2, D_4), however, the required **coincidence** will never happen with the state of eq.(11) ! Therefore component A is now totally ruled out.

Similarly, for the component B , the output state of the BS is

$$|output\rangle_{1''3''} = Bb_H^\dagger b_V^\dagger B^{-1}|00\rangle_{1''3''} = \frac{1}{2}[(|HV\rangle_{3''} + |HV\rangle_{1''}) - (|H\rangle_{1''}|V\rangle_{3''} + |V\rangle_{1''}|H\rangle_{3''})]. \quad (13)$$

It's easy to see that component B should be also ruled out due to the same arguments used in the case of component A .

Now the only component with the same order of probability amplitude ϵ^2 is the component C . One can first recast the formula for component C in the following

$$C = |H\rangle_{1'}|H\rangle_{3'}|H\rangle_{2'}|H\rangle_{4'} + |V\rangle_{1'}|V\rangle_{3'}|V\rangle_{2'}|V\rangle_{4'} - |\Psi^+\rangle_{1'3'}|\Psi^+\rangle_{2'4'} - |\Psi^-\rangle_{1'3'}|\Psi^-\rangle_{2'4'} \quad (14)$$

where $|\Psi^\pm\rangle_{ij}$ is defined as

$$|\Psi^\pm\rangle_{ij} = \frac{1}{\sqrt{2}}(|H\rangle_i|V\rangle_j \pm |V\rangle_i|H\rangle_j). \quad (15)$$

As it is well known, to a beam splitter, if each of the input beam includes one photon and the total input polarization state is symmetric, one output beam must be vacant. For the component C , each of beam 1' and 3' always includes one photon. The first three terms are all symmetric states. Given these three terms as the input, one output beam of the BS must be vacant. Consequently, given those three terms as the input, one will observe that either both (D₁, D₂) or both (D₃, D₄) are silent. This definitely violates the conditions of our required coincidence therefore the first three terms of the right hand side in eq(14) in the component C are excluded for a coincident event. However, the last term in eq.(14) exactly satisfies the conditions of our required coincidence. For the input state $|\Psi^-\rangle_{1'3'}$, the output state of BS is still a singlet state, i.e. $|\Psi^-\rangle_{1''3''}$ [3,19]. This state is invariant under the transformation of two separate HWPs. Therefore finally, after the beams pass through the two separate HWPs, the two photons are still in the state $|\Psi^-\rangle$ consequently the required coincidence is observed. As we have shown, in all terms with the same probability amplitude order, state $|\Psi^-\rangle_{1'3'}|\Psi^-\rangle_{2'4'}$ is the only term that causes the coincident event. Therefore we believe that once a coincident event is observed, beam 2' and 4' must be in the state $|\Psi^-\rangle_{2'4'}$ with a probability close to 1.

In our scheme, the total probability for the coincident event is around $|\epsilon|^4$. In the above study, we have not taken the components with a probability amplitude in the order lower than ϵ^2 into consideration. If a required coincident event is observed, although the state $\rho_{2'4'}$ for the idle beams is very close to the singlet state $|\Psi^+\rangle_{2'4'}$, it is not the perfectly pure singlet state because the idle beams could be a single photon state or a vacuum state with

a very small probability. To calculate the fidelity between the produced state $\rho_{2'4'}$ and the perfect singlet state $|\Psi^-\rangle$, we need calculate the post probability (the probability after the observation of the coincident events) of $\rho_{2'4'}$ being the singlet state. In the case that a coincident event is observed, the total prior probability of all the impossible states is

$$P_{im} = \frac{1}{(1 + |\epsilon|^2)^4} (1 + 4|\epsilon|^2 + 5|\epsilon|^4). \quad (16)$$

We assume the worst situation that all lower probability states will cause the coincident events. In such a situation, when a coincident event is observed, the fidelity between $\rho_{2'4'}$ and the singlet state is

$$\langle \Psi^- | \rho_{2'4'} | \Psi^- \rangle = \frac{|\epsilon|^4}{1 - P_{im}} = \frac{|\epsilon|^4}{1 - \frac{1}{(1+|\epsilon|^2)^4} (1 + 4|\epsilon|^2 + 5|\epsilon|^4)} = 1 - 4|\epsilon|^2. \quad (17)$$

The fidelity should be actually a bit larger than this because some of the lower order probability states will violate the coincidence conditions. This is to say, if we set $\epsilon = \frac{1}{20}$, we can make a singlet state in beam 2' and 4' with a purity larger than 99%, once the coincident event is observed.

In general, the efficiency of a photon detector is far from perfect. In our scheme, if the efficiency is η , the total probability for the coincident events is changed to $\eta^2|\epsilon|^4$. When a coincident event happens, the lower bound of the purity of the idle beams is $1 - 4|\epsilon|^2\eta^{-2}$. This is to say, e.g. given the efficiency $\eta = 0.5$ and $\epsilon = \frac{1}{20}$, the fidelity between $\rho_{2'4'}$ and the singlet state is larger than 97%.

In conclusion, by using the scheme as shown in figure 1, we can prepare a good EPR state in beam 2' and 4' conditionally on the observation of the coincident event that D_1 and D_4 being fired simultaneously or D_2 and D_3 being fired simultaneously. As far as we have known, so far this is the *only* passive linear optics scheme to produce EPR pairs with the normal photon detectors which only distinguish the vacuum and non-vacuum Fock state.

Acknowledgement: I thank Prof Imai H for support. I thank Dr Matsumoto K, Tomita A and Pan JW (U. Viena) for stimulating discussions.

REFERENCES

- [1] A. Einstein, B. Podolsky and N. Rosen, Phys. Rev. 47, 777(1935).
- [2] C.H. Bennette et al, Phys. Rev. Lett., 70:1895-1999(1993).
- [3] Bowmeester D et al, Nature, 390, 6660(1997), and references therein.
- [4] Ekert A, Rarity J. G., Tapster P. R. and Palma G. M., Phys. Rev. Lett., 84, 4729(1992).
- [5] Nielson M and Chuang I.L., Quantum Computation and Quantum Information, Cambridge Press, 2000.
- [6] P. G. Kwiat, K. Mattle, H. Weinfurter, A. Zeilinger, A.V. Sergienko, and Y. H. Shih, Phys. Rev. Lett. 75, 4337(1995).
- [7] Pieter Kok, quant-ph/0102070, PhD thesis, “State preparation and some applications in quantum optics within the context of quantum information theory”,
- [8] H.F. Hofmann and S Takeuchi, Phys. Rev. Lett., 88,147901(2002).
- [9] X.B. Zou, K. Pahlke and W. Mathis, Phys. Rev. A66, 014102(2002).
- [10] H. Lee, P Kok, N. J. Cerf and J. P. Dowling, Phys. Rev. A65, 030101(2002), and J. Fiurasek, *ibid*, 65, 053818(2002).
- [11] C. Brunel, B. Lounis, P. Tamarat and M. Orrit, Phys. Rev. Lett. 83, 2722(1999).
- [12] P. Michler et al, Science 290, 2282(2000).
- [13] C. Santori et al, Phys. Rev. Lett. 86, 1502(2001).
- [14] J. Kim et al, 74, 902(1999).
- [15] C. Sliwa and K Banaszek, quant-ph/0207117.
- [16] Pieter Kok and Samuel L. Braustein, Phys. Rev. A61, 042304.
- [17] M. Zukowski, A. Zeilinger, M. A. Horne, A.K. Ekert, Phys. Rev. Lett. 71, 4287 (1993)

- [18] M zukowski, A. Zeilinger and H. Weinfuter, Ann. N. Y. Acad. Sci. 755, 91 (1995); Arun K. Pati and Marek Zukowski, quant-ph/010204
- [19] S. L. Braunstein and A. Mann, Phys. Rev. A53, R1727(1995).
- [20] R. A. Campos, B. E. A. Saleh and M. C. Teich, Phys. Rev. A, 40, 1371(1989).

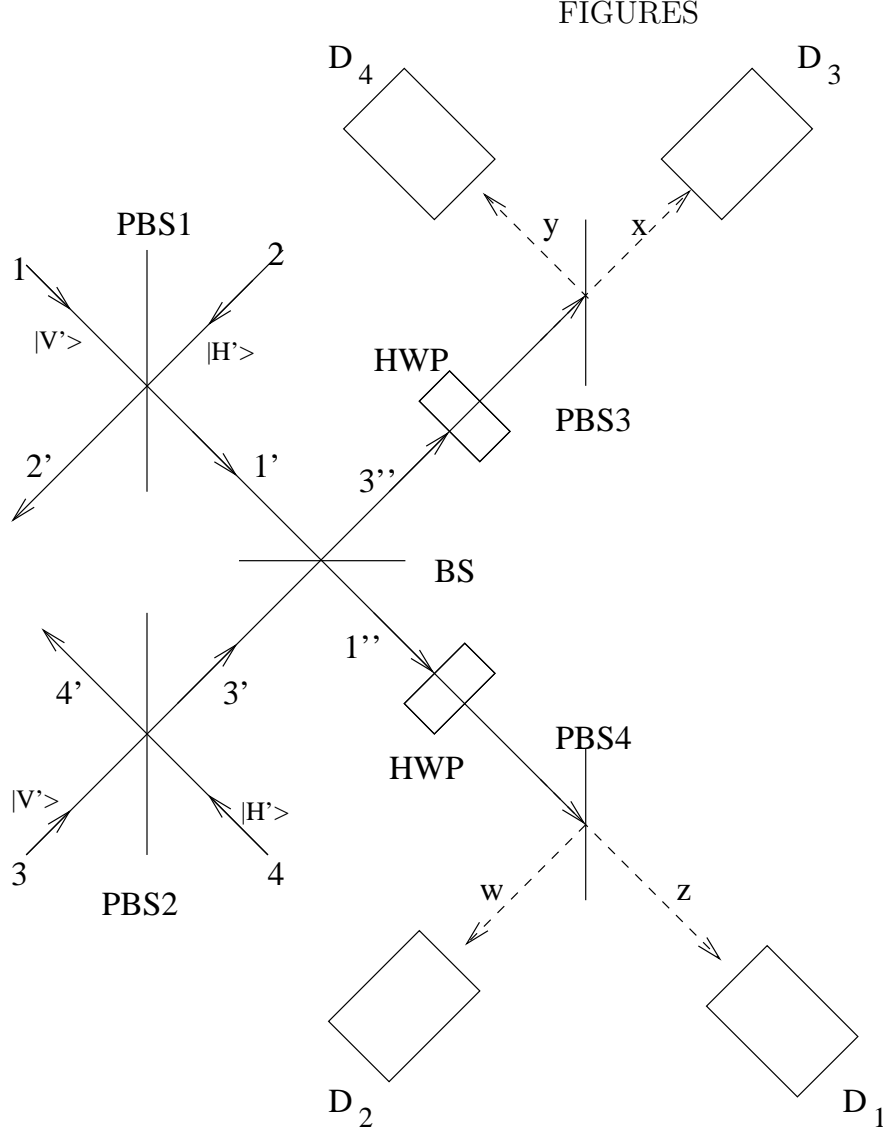


FIG. 1. A schematic diagram for our scheme to produce the polarization entangled state with linear optics devices. The input beams 1,2,3,4 are from independent single photon sources. Initially, the polarization of beam 1 and the polarization of beam 3 deviate a little bit from the vertical one; the polarization of beam 2 and the polarization of beam 4 deviate a little bit from the horizontal one. If the detector D_1 and D_4 are fired simultaneously, or if the detector D_2 and D_3 are fired simultaneously, a state ρ which is very close to the singlet state $|\Psi^-\rangle_{2',4'}$ has been prepared in beam 2' and 4'. For all the beams as the input of a polarizing beam splitter(PBS) or a beam splitter(BS), the optical paths should be arranged carefully to make sure the two input beams reach a PBS or a BS in the *same* time.

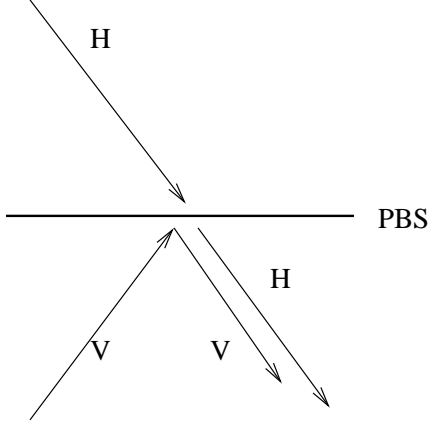


FIG. 2. A schematic diagram for the property of a polarizing beam splitter(PBS). It transmits a horizontally polarized photon H and reflects a vertically polarized photon V .

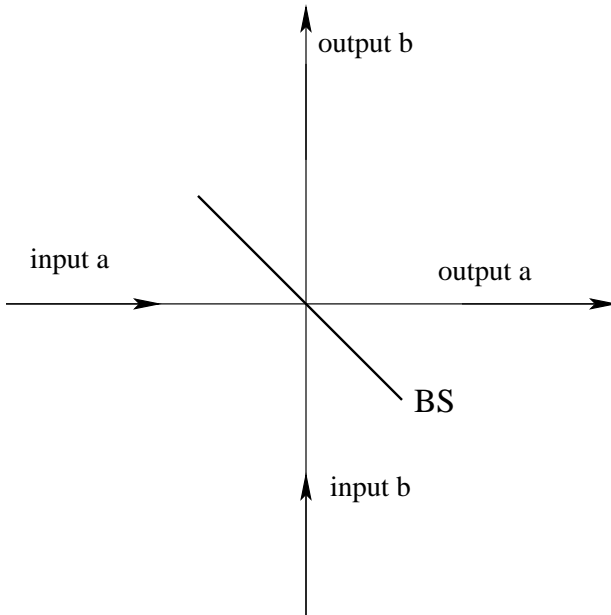


FIG. 3. A schematic diagram for the beamsplitter operation. Both the input and the output are two mode states. The different mode is distinguished by the propagating direction of the field.