

Quantum Circuits with Unbounded Fan-out

Peter Høyer*

Dept. of Comp. Sci., Univ. of Calgary
AB, Canada

hoyer@cpsc.ucalgary.ca

Robert Špalek†

Centrum voor Wiskunde en Informatica
Amsterdam, The Netherlands

sr@cw.nl

Abstract

We demonstrate that the unbounded fan-out gate is very powerful. Constant-depth polynomial-size quantum circuits with bounded fan-in and unbounded fan-out over a fixed basis (denoted by QNC_f^0) can approximate with polynomially small error the following gates: parity, $\text{mod}[q]$, And, Or, majority, $\text{threshold}[t]$, $\text{exact}[q]$, and Counting. Classically, we need logarithmic depth even if we can use unbounded fan-in gates. If we allow arbitrary one-qubit gates instead of a fixed basis, then these circuits can also be made exact in log-star depth. Sorting, arithmetical operations, phase estimation, and the quantum Fourier transform with arbitrary moduli can also be approximated in constant depth.

1 Introduction

In this paper, we study the power of shallow quantum circuits. Long quantum computations encounter various problems with decoherence, hence we want to speed them up as much as possible. We can exploit two types of parallelism:

1. Gates on different qubits can be applied at the same time.
2. *Commuting* gates can be applied to the *same* qubits at the same time.

The first approach is just the classical parallel computation. The second approach only makes sense when the gates applied on the same qubits commute, i.e. $AB = BA$, otherwise the outcome would be ambiguous. Being able to do this is a strong assumption, however there are models of quantum computers, in which it is physically feasible: ion-trap computers [CZ95] and bulk-spin resonance (NMR) [GC97]. The basic idea is that if two quantum gates commute, so do their Hamiltonians and therefore we can apply their joint operation by performing both evolutions at the same time. Recently, a Hamiltonian implementing the fan-out gate (which is crucial for all our simulations) has been proposed in [Fen03].

In our paper, we investigate how much would the power of quantum computation increase if we allow such commuting gates. The computation in the stronger model must be efficient, therefore we do not require the ability to perform *any* set of commuting gates. This is in accordance with standard quantum computation, where we also allow only some gates. We choose a representative, so-called *unbounded fan-out gate*, which is a sequence of controlled-not gates sharing one control qubit. We call it fan-out, because if all target qubits are zero, then the gate copies the *classical* source bit into n copies. We show that fan-out is in some sense universal

*Supported by the Alberta Ingenuity Fund and the Pacific Institute for the Mathematical Sciences.

†Work conducted in part while at Vrije Universiteit, Amsterdam. Partially supported by EU fifth framework project QAIP, IST-1999-11234 and RESQ, IST-2001-37559.

for all sets of commuting gates. In particular, the joint operation of any set of commuting gates (that can be easily diagonalised) can be simulated by a constant-depth quantum circuit using just one-qubit and fan-out gates. To achieve this, we generalise the parallelisation method of [MN02, GHMP02] and adapt it to the constant-depth setting.

We state our results in terms of circuit complexity classes. Classically, the main classes computed by constant-depth, polynomial-size circuits are:

$$\begin{aligned} &\text{NC}^0 \text{ with Not and bounded fan-in gates: And, Or,} \\ &\text{AC}^0 \text{ with Not and unbounded fan-in gates: And, Or,} \\ &\text{TC}^0 \text{ with Not and unbounded fan-in gates: And, Or, threshold[t],} \\ &\text{AC}^0[q] \text{ with Not and unbounded fan-in gates: And, Or, mod[q],} \\ &\text{ACC}^0 = \bigcup_q \text{AC}^0[q]. \end{aligned}$$

The zero in the exponent means constant depth, in general NC^k means $(\log^k n)$ -depth circuits. Several separations between these classes are known. Razborov [Raz87] proved that TC^0 is strictly more powerful than ACC^0 . Using algebraical methods, Smolensky [Smo87] proved that $\text{AC}^0[q] \neq \text{AC}^0[q']$ for powers of distinct primes. In other words, threshold gates cannot be simulated by constant-depth circuits with unbounded fan-in Or gates, and $\text{mod}[q]$ gates do not simulate each other.

The main quantum circuit classes corresponding to the classical classes are QNC^0 , QAC^0 , QTC^0 , and QACC^0 . We use subscript ‘f’ to indicate circuits where we allow the fan-out gate (e.g. QNC_f^0). Classically, fan-out (copying the result of one gate into inputs of other gates) is taken for granted. Surprisingly, in contrast to the classical case, some of the quantum circuit classes are the same. Moore [Moo99] proved that parity is equivalent to fan-out, i.e. $\text{QAC}_f^0 = \text{QAC}^0[2]$. Green et. al. [GHMP02] proved that allowing $\text{mod}[q]$ gates with different moduli always leads to the same quantum classes, i.e. $\text{QACC}^0 = \text{QAC}^0[q]$ for every integer $q \geq 2$.

In this paper, we extend these results and show that even $\text{exact}[q]$ gates (which output 1 if the input is of Hamming weight q , and 0 otherwise) can be approximated with polynomially small error by fan-out and single qubit gates in constant depth. Our simulations have polynomially small error. Since $\text{exact}[q]$ gates can simulate And, Or, threshold[t], and $\text{mod}[q]$ gates, we conclude that the bounded-error versions of the following classes are equal: $\text{B-QNC}_f^0 = \text{B-QAC}_f^0 = \text{B-QTC}_f^0$. The $\text{exact}[q]$ gate can be approximated in constant depth thanks to the parallelisation method. However, the simulation is not so straightforward as for $\text{mod}[q]$ in [GHMP02] and it works only with high probability.

Furthermore, we introduce a so-called Or-reduction that converts n input bits into $\log n$ output bits and preserves the Or function, i.e. $|x| = 0$ iff $|y| = 0$. We show how to implement it exactly in constant depth and use it to achieve exact computation of Or and $\text{exact}[q]$ in log-star depth. We also apply this technique to decrease the size of most of our circuits.

Our results concerning the threshold[t] gate have several interesting implications. Siu et. al. [SBKH93] proved that sorting and integer arithmetics (addition and multiplication of n integers, and division with remainder) are computed by constant-depth threshold circuits. It follows that all of them can be approximated in B-QNC_f^0 .

The last contribution of our paper concerns the quantum Fourier Transform (QFT). Cleve and Watrous [CW00] published an elegant log-depth quantum circuit that approximates the QFT. By optimising their methods to use the fan-out gate, we can approximate the QFT in constant depth with polynomially small error. First, we develop a circuit for QFT with respect to a power-of-2 moduli, and then, using technique of [HH99], we show that QFT with respect to arbitrary moduli can be approximated too. Hence QFT is in B-QNC_f^0 . The QFT has many applications, first of which is the phase estimation of an unknown quantum state.

Shor's original algorithm for factorisation [Sho94] uses the QFT and the modular exponentiation. Cleve and Watrous [CW00] have shown that it can be adapted to use modular multiplication of n integers. Since we have proved that both QFT and arithmetics is in B-QNC_f^0 , polynomial-time bounded-error algorithms with oracle B-QNC_f^0 can factorise numbers and compute discrete logarithms. We conclude that if B-QNC_f^0 can be simulated by a BPP machine, then factorisation can be done in polynomial time by bounded-error Turing machines.

2 Quantum circuits with unbounded fan-out

Quantum circuits resemble classical reversible circuits. A quantum circuit is a sequence of quantum gates ordered into *layers*. The gates are consecutively applied in accordance with the order of the layers. Gates in one layer can be applied in parallel. The *depth* of a circuit is the number of layers and the *size* is the number of gates. A circuit can solve problems of a fixed size, so we define *families* of circuits containing one circuit for every input size. We consider only *uniform* families, whose description can be generated by a log-space Turing machine.

A *quantum gate* is a unitary operator applied to some subset of qubits. We usually use gates from a fixed *universal basis* (Hadamard gate, rotation by an irrational multiple of π , and the controlled-not gate) that can approximate any quantum gate with good precision [ADH97]. The qubits are divided into 2 groups: *Input/output* qubits contain the description of the input at the beginning and they are measured in the computational basis at the end. *Ancilla qubits* are initialised to $|0\rangle$ at the beginning and the circuits usually clean them at the end, so that the output qubits are in a pure state and the ancillas could be reused.

Since unitary evolution is reversible, every operation can be undone. Running the computation backward is called *uncomputation* and is often used for cleaning ancilla qubits.

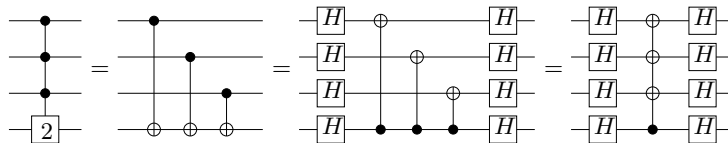
2.1 Definition of quantum gates

Quantum circuits cannot use a naive quantum fan-out gate mapping every superposition $|\phi\rangle|0\rangle \dots |0\rangle$ to $|\phi\rangle \dots |\phi\rangle$ due to the no-cloning theorem [WZ82]. Such a gate is not linear, let alone unitary. Instead, our fan-out gate copies only classical bits and the effect on superpositions is determined by linearity. It acts as a controlled-not-not-...-not gate, i.e. it is an unbounded sequence of controlled-not gates sharing one control qubit. Parity is a natural counterpart of fan-out. It is an unbounded sequence of controlled-not gates sharing one target qubit.

Definition 1 *The fan-out gate maps $|x\rangle|y_1\rangle \dots |y_n\rangle \rightarrow |x\rangle|y_1 \oplus x\rangle \dots |y_n \oplus x\rangle$, where $x \oplus y = (x + y) \bmod 2$. The parity gate maps $|x_1\rangle \dots |x_n\rangle|y\rangle \rightarrow |x_1\rangle \dots |x_n\rangle|y \oplus (x_1 \oplus \dots \oplus x_n)\rangle$.*

Example. As used in [GHMP02], parity and fan-out can simulate each other in constant depth.

Recall the Hadamard gate $H = \frac{1}{\sqrt{2}} \begin{pmatrix} 1 & 1 \\ 1 & -1 \end{pmatrix}$ and that $H^2 = I$. If a controlled-not gate is preceded and succeeded by Hadamard gates on both qubits, it just turns around. Since parity is a sequence of controlled-not gates, we can turn around all of them in parallel. The circuit is shown in the following figure:



In this paper, we investigate the circuit complexity of among others these gates:

Definition 2 Let $x = x_1 \dots x_n$ and let $|x|$ denote the Hamming weight of x . The following $(n+1)$ -qubit gates map $|x\rangle|y\rangle \rightarrow |x\rangle|y \oplus g(x)\rangle$, where $g(x) = 1$ iff

$$\begin{array}{lll} |x| > 0: \text{ Or,} & |x| \geq \frac{n}{2}: \text{ majority,} & |x| = q: \text{ exact}[q], \\ |x| = n: \text{ And (Toffoli),} & |x| \geq q: \text{ threshold}[q], & |x| \bmod q = 0: \text{ mod}[q]. \end{array}$$

Counting gate is any gate that maps $|x\rangle|0^m\rangle \rightarrow |x\rangle|x|\rangle$ for $m = \lceil \log(n+1) \rceil$.

2.2 Quantum circuit classes

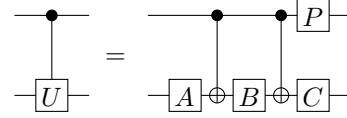
Definition 3 $\text{QNC}_f(d(n))$ contains operators computed exactly (i.e. without error) by uniform families of quantum circuits with fan-out of depth $O(d(n))$, polynomial-size, and over a fixed basis. $\text{QNC}_f^k = \text{QNC}_f(\log^k n)$.

R- QNC_f^k contains operators approximated with one-sided, and B- QNC_f^k with two-sided, polynomially small error.

Remark. We do not distinguish between a quantum operator computed by a quantum circuit, a classical function induced by that operator by a measurement, and a language decided by that function. All of them are denoted by QNC_f^k .

All our circuits below are over a fixed universal basis, unless explicitly mentioned otherwise. Some of our circuits need arbitrary one-qubit gates to be exact. We use several fixed-size gates (e.g. binary Or gate and controlled one-qubit gates) as elementary gates instead of the basis gates. This is correct, since every s -qubit quantum gate can be decomposed into a sequence of one-qubit and controlled-not gates of length $O(s^3 4^s)$ [BBC⁺95].

Lemma 1 [BBC⁺95, Lemma 5.1] For every one-qubit gate U , there exist one-qubit gates A, B, C and rotation $P = R_z(\alpha)$ such that the controlled gate U is computed by the following constant-depth circuit:



Remark. If a qubit controls more one-qubit gates, then we can still use this method in constant depth. The controlled-not gate is just replaced by the fan-out gate and the rotations P are multiplied.

3 Parallelisation method

In this section, we describe a general parallelisation method for achieving very shallow circuits. Furthermore, we apply it to the rotation by Hamming weight and the rotation by value and show how to compute them in constant depth.

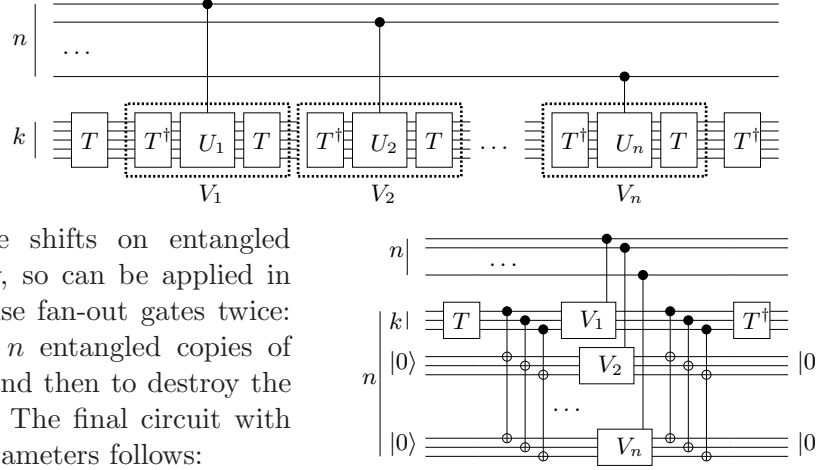
3.1 General method

The unbounded fan-out gate is universal for commuting gates in the following sense: Using fan-out, gates can be applied to the same qubits at the same time whenever (1) they commute, and (2) we know the basis in which they all are diagonal, and (3) we can efficiently change into the basis. The method reduces the depth, however it costs more ancilla qubits.

Lemma 2 [HJ85, Theorem 1.3.19] For every set of pairwise commuting unitary gates, there exists an orthogonal basis in which all the gates are diagonal.

Theorem 3 [MN02, GHMP02] Let $\{U_i\}_{i=1}^n$ be pairwise commuting gates on k qubits. Gate U_i is controlled by $|x_i\rangle$. Let T be a gate changing the basis according to Lemma 2. There exists a quantum circuit with fan-out computing $U = \prod_{i=1}^n U_i^{x_i}$ having depth $\max_{i=1}^n \text{depth}(U_i) + 4 \cdot \text{depth}(T) + 2$, size $\sum_{i=1}^n \text{size}(U_i) + (2n + 2) \cdot \text{size}(T) + 2$, and using $(n - 1)k$ ancillas.

Proof. Consider a circuit that applies all U_i sequentially. Put $TT^\dagger = I$ between U_i and U_{i+1} . Take $V_i = T^\dagger U_i T$ as new gates. They are diagonal in the computational basis, hence they just impose some phase shifts. The circuit follows:



Multiple phase shifts on entangled states multiply, so can be applied in parallel. We use fan-out gates twice: first to create n entangled copies of target qubits and then to destroy the entanglement. The final circuit with the desired parameters follows:

Example. As used in [GHMP02], it is simple to prove that $\text{mod}[q] \in \text{QNC}_f^0$: Each input qubit controls one increment modulo q on a counter initialised to 0. At the end, we obtain $|x| \bmod q$. The modular increments commute and thus can be parallelised. Since q is fixed, changing the basis and the increment can both be done in constant depth.

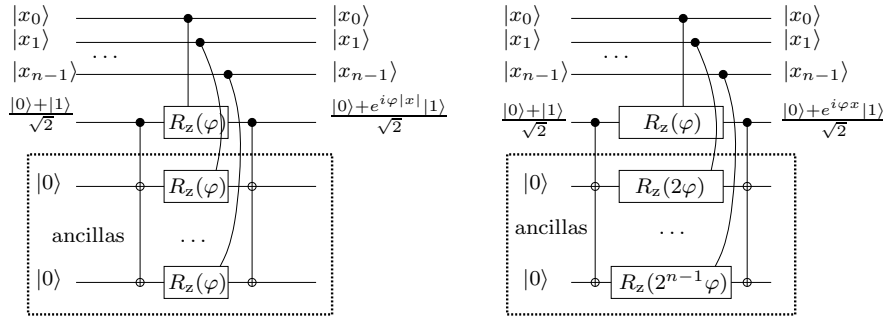
3.2 Rotation by Hamming weight and value

In this paper, we often use a *rotation by Hamming weight* $R_z(\varphi|x|)$ and a *rotation by value* $R_z(\varphi x)$, where $R_z(\alpha)$ is one-qubit rotation around z -axis by angle α : $R_z(\alpha) = |0\rangle\langle 0| + e^{i\alpha}|1\rangle\langle 1|$. They both can be computed in constant depth.

Lemma 4 For every angle φ , there exist constant-depth, linear-size quantum circuits with fan-out computing $R_z(\varphi|x|)$ and $R_z(\varphi x)$ on input $x = x_{n-1} \dots x_1 x_0$.

Proof. The left figure shows how to compute the rotation by Hamming weight: Each input qubit controls $R_z(\varphi)$ on the target qubit, hence the total angle is $\varphi|x|$. These controlled rotations are parallelised using the parallelisation method.

The right figure shows the rotation by value. It is similar to the rotation by Hamming weight, only the input qubit $|x_j\rangle$ controls $R_z(\varphi 2^j)$, hence the total angle is $\varphi \sum_{j=0}^{n-1} 2^j x_j = \varphi x$.



□

Remark. The construction uses rotations $R_z(\varphi)$ for arbitrary $\varphi \in \mathbb{R}$. However, we are only allowed to use a fixed set of one-qubit gates. It is easy to see that every rotation can be approximated with polynomially small error by $R_z(\theta q) = (R_z(\theta))^q$, where $\sin \theta = \frac{3}{5}$ and q is a polynomially large integer [ADH97]. These q rotations commute, so can be applied in parallel and the depth is preserved. The size of the circuit is increased only polynomially.

4 Constant-depth approximate circuits

4.1 Or gate

Rotations by Hamming weight computed for many elementary angles in parallel can be used for approximating the Or and exact[q] gates in constant depth.

Define one-qubit state $|\mu_\varphi^w\rangle = (H \cdot R_z(\varphi w) \cdot H) |0\rangle = \frac{1+e^{i\varphi w}}{2}|0\rangle + \frac{1-e^{i\varphi w}}{2}|1\rangle$.

By Lemma 4, $|\mu_\varphi^{|x|}\rangle$ can be computed in constant depth and linear size.

Theorem 5 *Or* \in R-QNC_f⁰, i.e. it can be approximated with one-sided polynomially small error in constant depth.

Proof. Let $m = a \cdot n$, where a will be chosen later. For all $k \in \{0, 1, \dots, m-1\}$, compute in parallel $|y_k\rangle = |\mu_{\varphi_k}^{|x|}\rangle$ for angle $\varphi_k = \frac{2\pi k}{m}$. If $|y_k\rangle$ is measured in the computational basis, the expected value is

$$E[Y_k] = \left| \frac{1 - e^{i\varphi_k|x|}}{2} \right|^2 = \left| e^{-i\varphi_k|x|} \right| \cdot \frac{|e^{i\varphi_k|x|} + e^{-i\varphi_k|x|} - 2|}{4} = \frac{1 - \cos(\varphi_k|x|)}{2}.$$

If all these m qubits $|y\rangle$ are measured, the expected Hamming weight is

$$E[|Y|] = E\left[\sum_{k=0}^{m-1} Y_k\right] = \frac{m}{2} - \frac{1}{2} \sum_{k=0}^{m-1} \cos\left(\frac{2\pi k}{m}|x|\right) = \begin{cases} 0 & \text{if } |x| = 0, \\ \frac{m}{2} & \text{if } |x| \neq 0. \end{cases}$$

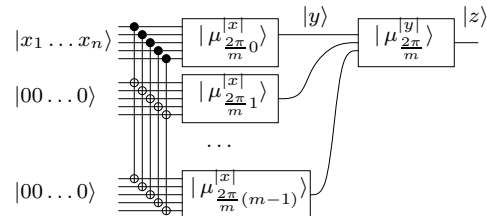
The qubits $|y\rangle$ are actually not measured, but their Hamming weight $|y|$ controls another rotation on a new ancilla qubit $|z\rangle$. So compute $|z\rangle = |\mu_{\frac{2\pi}{m}}^{|y|}\rangle$.

Let Z be the outcome after $|z\rangle$ is measured. If $|y| = 0$, then $Z = 0$ with certainty. If $||y| - \frac{m}{2}| \leq \frac{m}{\sqrt{n}}$, then

$$P[Z = 0] = \left| \frac{1 + e^{i\frac{2\pi}{m}|y|}}{2} \right|^2 = \frac{1 + \cos\left(\frac{2\pi}{m}|y|\right)}{2} \leq \frac{1 - \cos\frac{2\pi}{\sqrt{n}}}{2} = O\left(\frac{1}{n}\right).$$

Assume that $|x| \neq 0$. Since $0 \leq Y_k \leq 1$, we can use Hoeffding's Lemma 6 below and obtain $P[||Y| - \frac{m}{2}| \geq \varepsilon m] \leq \frac{1}{2\varepsilon^2 m}$. Fix $a = \log n$ and $\varepsilon = \frac{1}{\sqrt{n}}$. Now, $P[||y| - \frac{m}{2}| \geq \frac{m}{\sqrt{n}}] \leq \frac{1}{2^{m/n}} = \frac{1}{2^a} = \frac{1}{n}$. Hence $P[Z = 0] = \begin{cases} 1 & \text{if } |x| = 0, \\ O(\frac{1}{n}) & \text{if } |x| \neq 0. \end{cases}$

The circuit has constant depth and size $O(mn) = O(n^2 \log n)$. It is outlined in the following figure. The figure is slightly simplified: unimportant qubits and uncomputation of ancillas are omitted.



□

Lemma 6 (Hoeffding) [Hoe63] If Y_1, \dots, Y_m are independent random variables bounded by $a_k \leq Y_k \leq b_k$, then, for all $\varepsilon > 0$,

$$P[|S - E[S]| \geq \varepsilon m] \leq 2 \exp \frac{-2m^2 \varepsilon^2}{\sum_{k=1}^m (b_k - a_k)^2}, \quad \text{where } S = \sum_{i=1}^m Y_i.$$

Remark. Since the outcome is a classical bit, we can save it and clean all ancillas by uncomputation. It remains to prove that the intermediate qubits $|y\rangle$ need not be measured, in order to be able to uncompute them.

We have only proved that the output qubit is a good approximation of the logical Or, if $|y\rangle$ is immediately measured. By the principle of deferred measurement, we can use controlled quantum operations and measure $|y\rangle$ at the end. However, the outcome is a classical bit hardly entangled with $|y\rangle$, hence it does not matter whether $|y\rangle$ is measured.

Remark. If we need smaller error $\frac{1}{n^c}$, we create c copies and compute exact Or of them by a binary tree of Or gates. The tree has depth $\log c = O(1)$. Furthermore, in Section 6.1, we show how to approximate Or in constant depth and size $O(n \log^{(k)} n)$ for any constant k . In Section 6.2, we show how to compute Or in log-star depth and linear size.

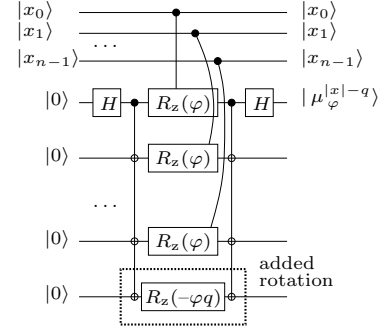
4.2 Exact[q] and threshold[t] gates

Theorem 7 $\text{exact}[q] \in \text{R-QNC}_f^0$.

Proof. Slight modification of the circuit for Or: As outlined in the figure, by adding rotation $R_z(-\varphi q)$ to the rotation by Hamming weight in the first layer, we obtain $|\mu_\varphi^{|x|-q}\rangle$ instead of $|\mu_\varphi^{|x|}\rangle$. The second layer stays the same. If the output qubit $|z\rangle$ is measured, then

$$P[Z = 0] = \begin{cases} 1 & \text{if } |x| = q, \\ O(\frac{1}{n}) & \text{if } |x| \neq q. \end{cases}$$

We obtain an approximation of the exact[q] gate with one-sided polynomially small error. \square



Remark. Other gates are computed from the exact[q] gate by standard methods: threshold[t] can be computed as the parity of exact[t], exact[t + 1], ..., exact[n]. The depth stays constant and the size is just n -times bigger, i.e. $O(n^3 \log n)$, hence threshold[t] $\in \text{B-QNC}_f^0$.

Furthermore, in Section 6.3, we show how to approximate exact[q], threshold[t], and counting in constant depth and size $O(n \log n)$.

4.3 Arithmetical operations

Using threshold gates, one can do arithmetics in constant depth. The following circuits expect target register in the state $|0\rangle$ and store the result into it.

Theorem 8 The following functions are in B-QNC_f^0 : addition and multiplication of n integers, division of integers with remainder, and sorting of n integers.

Proof. By [SBKH93], these functions are computed by constant-depth,¹ polynomial-size threshold circuits. A threshold circuit is built of weighted threshold gates.

It is simple to prove that also the weighted threshold gate (with polynomially large integer weights) is in B-QNC_f^0 . One only needs to rotate the phase of the quantum state in Lemma 4 by integer multiples of the basic angle. \square

In the following section, we need a reversible version of the modular addition:

Definition 4 Let q be an integer and $x_1, \dots, x_m \in \mathbb{Z}_q$. The reversible addition gate maps $\text{add}_q^m : |x_1\rangle \dots |x_m\rangle \rightarrow |x_1\rangle \dots |x_{m-1}\rangle |y\rangle$, where $y = (\sum_{i=1}^m x_i) \bmod q$.

Lemma 9 $\text{add}_q^m \in \text{B-QNC}_f^0$.

Proof. By Theorem 8, $y = (\sum_{i=1}^m x_i) \bmod q$ can be approximated in constant depth and polynomial size. The result is, however, stored into ancilla qubits. Hence we need to uncompute $x_m = (y - \sum_{i=1}^{m-1} x_i) \bmod q$ in the same way (subtraction is as hard as addition) and swap the ancillas $|y\rangle$ with the zeroes $|x_m\rangle$. \square

4.4 Quantum Fourier transform

QFT is a very powerful tool used in several quantum algorithms, e.g. factorisation of integers and computing the discrete logarithm [Sho94].

Definition 5 The quantum Fourier transform with respect to modulus q performs the Fourier transform on the quantum amplitudes of the state, i.e. it maps

$$F_q : |x\rangle \rightarrow |\psi_x\rangle = \frac{1}{\sqrt{q}} \sum_{y=0}^{q-1} \omega^{xy} |y\rangle, \text{ where } \omega = e^{2\pi i/q}, \quad (1)$$

for $x \in \{0, 1, \dots, q-1\}$ and it behaves arbitrarily on the other states.

4.4.1 QFT with power-of-2 moduli

Let $q = 2^n$. Shor has shown in [Sho94] how to compute QFT in quadratic depth, quadratic size, and without ancillas. The depth has further been improved to linear. Cleve and Watrous have shown in [CW00] that QFT can be approximated with error ε in depth $O(\log n + \log \log \frac{1}{\varepsilon})$ and size $O(n \log \frac{n}{\varepsilon})$. Furthermore, they have shown that logarithmic depth is necessary (in the model without fan-out). We show that the approximate circuit for QFT from [CW00] can be compressed to constant depth, if we use the fan-out gate.

Theorem 10 $QFT \in \text{B-QNC}_f^0$.

Proof. The operator $F_{2^n} : |x\rangle \rightarrow |\psi_x\rangle$ can be computed by composing:

- | | | |
|--|--|--|
| 1. Fourier state construction (QFS): | $ x\rangle 0\rangle \dots 0\rangle$ | $\rightarrow x\rangle \psi_x\rangle 0\rangle \dots 0\rangle$ |
| 2. Copying Fourier state (COPY): | $ x\rangle \psi_x\rangle 0\rangle \dots 0\rangle$ | $\rightarrow x\rangle \psi_x\rangle \dots \psi_x\rangle$ |
| 3. Uncomputing phase estimation (QFP): | $ \psi_x\rangle \dots \psi_x\rangle x\rangle$ | $\rightarrow \psi_x\rangle \dots \psi_x\rangle 0\rangle$ |
| 4. Uncomputing COPY: | $ \psi_x\rangle \dots \psi_x\rangle 0\rangle$ | $\rightarrow \psi_x\rangle 0\rangle \dots 0\rangle$ |

The following lemmas show that each of these three operators is in B-QNC_f^0 . \square

¹The depths are really small, from 2 to 5.

Lemma 11 $QFS \in \text{QNC}_f^0$.

Proof. QFS maps $|x\rangle|0\rangle \rightarrow |x\rangle|\psi_x\rangle$. Define $|\rho_r\rangle = \frac{|0\rangle + e^{2\pi i r} |1\rangle}{\sqrt{2}}$. It is simple to prove that $|\psi_x\rangle = |\rho_{x/2^1}\rangle|\rho_{x/2^2}\rangle \dots |\rho_{x/2^n}\rangle$:

$$\begin{aligned} |\psi_x\rangle &= \frac{1}{\sqrt{2^n}} \sum_{y=0}^{2^n-1} \omega^{xy} |y\rangle = \frac{1}{\sqrt{2^n}} \sum_{y=0}^{2^n-1} \bigotimes_{k=1}^n \omega^{x2^{n-k}y_{n-k}} |y_{n-k}\rangle \\ &= \frac{1}{\sqrt{2^n}} \bigotimes_{k=1}^n \sum_{b=0}^1 (\omega^{2^{n-k}x})^b |b\rangle = \bigotimes_{k=1}^n \frac{|0\rangle + e^{2\pi i x/2^k} |1\rangle}{\sqrt{2}} = \bigotimes_{k=1}^n |\rho_{x/2^k}\rangle. \end{aligned}$$

The n qubits $|\rho_{x/2^k}\rangle$ can be computed from x in parallel. Computation of $|\rho_{x/2^k}\rangle = R_z\left(\frac{2\pi}{2^k}x\right) \frac{|0\rangle + |1\rangle}{\sqrt{2}}$ is done by the rotation by value (Lemma 4) in constant depth and linear size. \square

Lemma 12 $COPY \in \text{B-QNC}_f^0$.

Proof. COPY maps $|\psi_x\rangle|0\rangle \dots |0\rangle \rightarrow |\psi_x\rangle \dots |\psi_x\rangle$.

Take the reversible addition gate: $\text{add } |y\rangle|x\rangle = |y\rangle|(x+y) \bmod 2^n\rangle$. It is simple to prove that $\text{add}^{-1} |\psi_y\rangle|\psi_x\rangle = |\psi_{x+y}\rangle|\psi_x\rangle$:

$$\begin{aligned} |\psi_y\rangle|\psi_x\rangle &= \frac{1}{2^n} \sum_{l,k=0}^{2^n-1} \omega^{ly+kx} |l\rangle|k\rangle \xrightarrow{\text{add}^{-1}} \frac{1}{2^n} \sum_{l,k} \omega^{ly+kx} |l\rangle|k-l\rangle \\ &= \frac{1}{2^n} \sum_{l,m} \omega^{ly+(m+l)x} |l\rangle|m\rangle = \frac{1}{2^n} \sum_{l,m} \omega^{l(x+y)+mx} |l\rangle|m\rangle = |\psi_{x+y}\rangle|\psi_x\rangle. \end{aligned}$$

Hence $\text{add}^{-1} |\psi_0\rangle|\psi_x\rangle = |\psi_x\rangle|\psi_x\rangle$. The state $|\psi_0\rangle = H^{\otimes n}|0^n\rangle$ is easy to prepare in constant depth.

Furthermore, $\text{add}^{-1} |\psi_0\rangle \dots |\psi_0\rangle|\psi_x\rangle = |\psi_x\rangle \dots |\psi_x\rangle|\psi_x\rangle$, because the addition of many numbers is equivalent to several consecutive additions of one number. Each such reversible addition copies $|\psi_x\rangle$ into 1 register. By Lemma 9, the reversible addition gate is in B-QNC_f^0 . \square

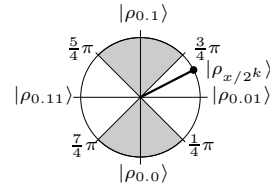
Lemma 13 $QFP \in \text{B-QNC}_f^0$.

Proof. QFP maps $|\psi_x\rangle \dots |\psi_x\rangle|0\rangle \rightarrow |\psi_x\rangle \dots |\psi_x\rangle|x\rangle$. By Cleve and Watrous [CW00, Section 3.3], we can compute x with probability $\geq 1 - \varepsilon$ from $O(\log \frac{n}{\varepsilon})$ copies of $|\psi_x\rangle$ in depth $O(\log n + \log \log \frac{1}{\varepsilon})$ and size $O(n \log \frac{n}{\varepsilon})$. Use $\varepsilon = \frac{1}{\text{poly}(n)}$. It is simple to convert their circuit into constant depth, if we have fan-out.

Details: We get $m = O(\log \frac{n}{\varepsilon})$ copies of $|\psi_x\rangle = |\rho_{x/2^1}\rangle|\rho_{x/2^2}\rangle \dots |\rho_{x/2^n}\rangle$. Measure each $|\rho_{x/2^k}\rangle$ $\frac{m}{2}$ times in the basis $\{|\rho_{0.01}\rangle, |\rho_{0.11}\rangle\}$ and $\frac{m}{2}$ times in the Hadamard basis $\{|\rho_{0.00}\rangle, |\rho_{0.10}\rangle\}$.

The state $|\rho_{x/2^k}\rangle = \frac{|0\rangle + e^{2\pi i(0.x_{k-1} \dots x_1 x_0)} |1\rangle}{\sqrt{2}}$ lies on the middle circle of the Bloch sphere. If $|\rho_{x/2^k}\rangle$ is in the white region, then the measurement in the first basis tells whether $x_{k-1} = 0$ or 1 with probability at least $\frac{3}{4}$. If $|\rho_{x/2^k}\rangle$ is in the shaded region, then the measurement in the Hadamard basis tells whether $x_{k-1} = x_{k-2}$ or $\neg x_{k-2}$ (denoted by P, N) with probability at least $\frac{3}{4}$.

For each k , perform the majority vote and obtain the correct answer $z_k \in \{0, 1, P, N\}$ with error probability $\leq \frac{1}{2^m} = \frac{\varepsilon}{n}$. The probability of having any error is at most n times bigger, i.e. $\leq \varepsilon$. Compute $x_{n-1} \dots x_1 x_0$ from $z_{n-1} \dots z_1 z_0$ in constant depth. The bit x_k is computed as follows:



1. If $z_k z_{k-1} \dots z_{l+1} \in \{P, N\}$ and $z_l \in \{0, 1\}$, compute the parity of the number of N's and add it to z_l (assuming $z_{-1} = 0$), otherwise return 0.
2. Check and compute all prefixes in parallel and take Or of the results.

All the gates used (fan-out, parity, And, Or, majority) are in $B\text{-QNC}_f^0$. \square

4.4.2 QFT with arbitrary moduli

Let $q \neq 2^n$. Cleve and Watrous have shown in [CW00] that QFT can be approximated with error ε in depth $O((\log \log q)(\log \log \frac{1}{\varepsilon}))$ and size $\text{poly}(\log q + \log \frac{1}{\varepsilon})$. We show that their circuit can also be compressed into constant depth, if we use the fan-out gate. The relation between quantum Fourier transforms with different moduli was described in [HH99].

Remark. We actually implement a slightly more general operation, when q is not a fixed constant, but an n -bit *input* number. This generalised QFT maps $|q\rangle|x\rangle \rightarrow |q\rangle|\psi_x\rangle$. The register $|q\rangle$ is implicitly included in all operations. We will henceforth omit it and the generalised operations are denoted simply by QFT_q , QFS_q , COPY_q^m , and QFP_q .

Theorem 14 $\text{QFT}_q \in B\text{-QNC}_f^0$.

Proof. The operator $F'_q : |x\rangle \rightarrow |\psi_x\rangle|\text{dummy}_{q,0}\rangle$ can be computed by composing:

1. QFS_q : $|x\rangle \rightarrow |x\rangle|\psi_x\rangle|\text{dummy}_{q,x}\rangle$
2. COPY_q^{m+1} : $\rightarrow |x\rangle|\psi_x\rangle|\text{dummy}_{q,x}\rangle(|\psi_x\rangle|\text{dummy}_{q,0}\rangle)^{\otimes m}$
3. Uncomputing QFS_q : $\rightarrow |x\rangle(|\psi_x\rangle|\text{dummy}_{q,0}\rangle)^{\otimes m}$
4. Uncomputing QFP_q : $\rightarrow (|\psi_x\rangle|\text{dummy}_{q,0}\rangle)^{\otimes m}$
5. Uncomputing COPY_q^m : $\rightarrow |\psi_x\rangle|\text{dummy}_{q,0}\rangle$

The state $|\text{dummy}_{q,0}\rangle$ is not entangled with $|x\rangle$ and hence it can be measured. The following lemmas show that each of these three operators is in $B\text{-QNC}_f^0$. \square

Lemma 15 $\text{QFS}_q \in B\text{-QNC}_f^0$.

Proof. QFS_q maps $|x\rangle|0\rangle \rightarrow |x\rangle|\psi_x\rangle|\text{dummy}_{q,x}\rangle$. Let $n = \lceil \log q \rceil$. Take $N = 3n$ and extend x by zeroes into N bits. Using Lemma 11, perform QFS_{2^N} and obtain the state $|x\rangle \frac{1}{\sqrt{2^N}} \sum_{y=0}^{2^N-1} e^{\frac{2\pi i}{2^N} xy} |y\rangle$. Let $u = \lfloor 2^N/q \rfloor$ and $v = 2^N \bmod q$. Apply integer division by u to the second register, i.e. map $|y\rangle \rightarrow \lfloor y/u \rfloor |y \bmod u\rangle$. This can be done reversibly in constant depth by a few applications of Theorem 8 using the method from Lemma 9. The quantum state can be written as

$$\frac{1}{\sqrt{2^N}} \sum_{y=0}^{2^N-1} e^{\frac{2\pi i}{2^N} xy} \lfloor y/u \rfloor |y \bmod u\rangle = \frac{1}{\sqrt{2^N}} \sum_{y_1=0}^{q-1} \sum_{y_2=0}^{u-1} e^{\frac{2\pi i}{2^N} x(y_1 u + y_2)} |y_1\rangle |y_2\rangle + |w\rangle,$$

where $|w\rangle = \frac{1}{\sqrt{2^N}} \sum_{z=0}^{v-1} e^{i\alpha_{x,z}} |q\rangle |z\rangle$. Now, $\| |w\rangle \| = \sqrt{\frac{v}{2^N}} = O(2^{-n})$ is exponentially small and so it can be neglected. Decompose the quantum state into

$$\frac{1}{\sqrt{q}} \sum_{y_1=0}^{q-1} e^{\frac{2\pi i}{q} (\frac{q}{2^N} u) x y_1} |y_1\rangle \otimes \sqrt{\frac{q}{2^N}} \sum_{y_2=0}^{u-1} e^{\frac{2\pi i}{2^N} x y_2} |y_2\rangle.$$

Now, u is exponentially close to $\frac{2^N}{q}$, because $\frac{q}{2^N}u = \frac{2^N - v}{2^N} = 1 - O(2^{-2n})$. Since $\frac{xy_1}{q} = O(2^n)$, the replacement of $\frac{qu}{2^N}$ by 1 in the exponent causes only exponentially small error. Hence the quantum state is exponentially close to

$$\frac{1}{\sqrt{q}} \sum_{y=0}^{q-1} e^{\frac{2\pi i}{q}xy} |y\rangle \otimes \frac{1}{\sqrt{u}} \sum_{z=0}^{u-1} e^{i\beta_{x,z}} |z\rangle = |\psi_x\rangle |\text{dummy}_{q,x}\rangle.$$

We have approximated QFS_q in constant depth. \square

Lemma 16 $\text{COPY}_q^m \in \text{B-QNC}_f^0$.

Proof. COPY_q^m maps $|\psi_x\rangle|0\rangle \dots |0\rangle \rightarrow |\psi_x\rangle(|\psi_x\rangle|\text{dummy}_{q,0}\rangle)^{\otimes(m-1)}$. The proof is similar to the proof of Lemma 12: Prepare $m-1$ states $|\psi_0\rangle|\text{dummy}_{q,0}\rangle$ by applying QFS_q to $|0\rangle|0\rangle$ (Lemma 15). Use inverse of the reversible addition modulo q to map $(\text{add}_q^m)^{-1} : |\psi_0\rangle \dots |\psi_0\rangle|\psi_x\rangle \rightarrow |\psi_x\rangle \dots |\psi_x\rangle|\psi_x\rangle$ (Lemma 9). \square

Lemma 17 $\text{QFP}_q \in \text{B-QNC}_f^0$.

Proof. QFP_q maps $|\psi_x\rangle \dots |\psi_x\rangle|0\rangle \rightarrow |\psi_x\rangle \dots |\psi_x\rangle|x\rangle$. We use an idea similar to the proof of Lemma 15. Let $n = \lceil \log q \rceil$ and $N = 3n$. Extend $|\psi_x\rangle$ by zeroes to N bits and apply $F_{2^N}^\dagger$ to them (Theorem 10). We obtain many copies of the state

$$F_{2^N}^\dagger(|0\rangle|\psi_x\rangle) = \frac{1}{\sqrt{2^N q}} \sum_{z=0}^{2^N-1} \left(\sum_{y=0}^{q-1} e^{\frac{-2\pi i}{2^N}zy + \frac{2\pi i}{q}xy} \right) |z\rangle.$$

The exponent can be rewritten to $2\pi i(\frac{x}{q} - \frac{z}{2^N}) \cdot y$. If $z \doteq 2^N \frac{x}{q}$, then the exponent is close to 0 and the amplitude of $|z\rangle$ is big. Compute reversibly $x' = \lfloor \frac{zq}{2^N} + \frac{1}{2} \rfloor$. It is simple to show that $P[x' = x] \geq \frac{1}{2} + \delta$ for some constant δ . [CW00, HH99]

Now, we have $m = O(\log \frac{n}{\varepsilon})$ independent guesses x' . Estimate all bits of x one-by-one by majority gates. Each bit is wrong with probability $\leq 2^{-\log \frac{n}{\varepsilon}} = \frac{\varepsilon}{n}$. The probability of having any error among these n bits is thus $\leq \varepsilon$.

Finally, save the estimation of x to the target register and uncompute the quantum Fourier transforms. With probability $\geq 1 - \varepsilon$, the mapping QFP_q has been performed. Use $\varepsilon = \frac{1}{\text{poly} n}$. \square

4.5 Quantum phase estimation

The method of computing QFT_{2^n} can be also used for phase estimation:

Theorem 18 *Given a gate $S_x : |y\rangle|\phi\rangle \rightarrow |y\rangle R_z(\frac{2\pi x}{2^n}y) |\phi\rangle$ for basis states $|y\rangle$, where $x \in \mathbb{Z}_{2^n}$ is unknown, we can determine x with probability $\geq 1 - \varepsilon$ in constant depth, size $O(n \log \frac{n}{\varepsilon})$, and using the S_x gate $O(n \log \frac{n}{\varepsilon})$ times.*

Proof. First, we show how to compute $|\rho_{x/2^k}\rangle = R_z(\frac{2\pi x}{2^k}) \frac{|0\rangle+|1\rangle}{\sqrt{2}} = R_z(\frac{2\pi x}{2^n} 2^{n-k}) \frac{|0\rangle+|1\rangle}{\sqrt{2}}$, and this is the result of one application of $S_x \left(|2^{n-k}\rangle \frac{|0\rangle+|1\rangle}{\sqrt{2}} \right)$. Apply QFP to $O(\log \frac{n}{\varepsilon})$ copies of $|\psi_x\rangle = |\rho_{x/2^1}\rangle |\rho_{x/2^2}\rangle \dots |\rho_{x/2^n}\rangle$ to obtain a good guess of x . \square

5 Exact circuits of small depth

In the previous section, we have shown how to *approximate* the $\text{exact}[q]$ gate in constant depth. In this section, we show how to *compute it exactly* in log-star depth. (The *log-star function*, $\log^* x$, is the maximum number of iterations k s.t. $\log^{(k)} x$ exists and is real, where $\log^{(k)} x$ is the k -times iterated logarithm $\log \log \dots \log x$.) The circuits in this section need arbitrary one-qubit gates instead of a fixed basis, otherwise they would not be exact.

Lemma 19 *Or on n qubits can be reduced exactly to Or on $m = \lceil \log(n+1) \rceil$ qubits in constant depth and size $O(n \log n)$.*

Proof. For $k \in \{1, 2, \dots, m\}$, compute in parallel $|y_k\rangle = |\mu_{\varphi_k}^{|x|}\rangle$ for angle $\varphi_k = \frac{2\pi}{2^k}$:

- If $|x| = 0$, then $|y_k\rangle = |0\rangle$ for each k .
- If $|x| \neq 0$, take unique decomposition $x = 2^a(2b+1)$ where $a, b \in \mathbb{N}_0$. Then

$$\langle 1|y_{a+1}\rangle = \frac{1 - e^{i\varphi_{a+1}|x|}}{2} = \frac{1 - e^{i\pi(2b+1)}}{2} = \frac{1 - e^{i\pi}}{2} = 1.$$

It follows that $|x| = 0 \iff |y| = 0$. Hence the original problem is exactly reduced to a problem of logarithmic size. \square

Theorem 20 $\text{exact}[q] \in \text{QAC}_f^0$.

Proof. Using the method from Theorem 7, also $\text{exact}[q]$ can be reduced to Or, which is in QAC^0 . The reduction has constant depth and size $O(n \log n)$. \square

Theorem 21 $\text{exact}[q] \in \text{QNC}_f(\log^* n)$.

Proof. Repeat the reduction from Lemma 19 $\log^* n$ times until the input size ≤ 2 . Compute and save the outcome and clean ancillas by uncomputation. The size is $O(n \log n)$. \square

6 Circuits of small size

In this section, we decrease the size of some circuits. Again, we need arbitrary one-qubit gates instead of a fixed basis, otherwise the size would blow-up polynomially.

6.1 Constant depth approximation of Or

In this section, we use the reduction from Lemma 19 several times to shrink the circuit for Or. We first reduce the size of the circuit to $O(n \log n)$. We then develop a recurrent method that reduces the size even further. Let us define a useful shortcut.

Definition 6 *Let $x = x_1 x_2 \dots x_n$. By Or-reduction $n \rightarrow m$ with error ε we mean a quantum circuit mapping $|x\rangle|0^m\rangle \rightarrow |x\rangle|\varphi\rangle$ such that, if $|x| = 0$, then $|\varphi\rangle = |0^m\rangle$ and, if $|x| \neq 0$, then $\langle 0^m|\varphi\rangle \leq \varepsilon$.*

The Or-reduction preserves Or of qubits, i.e. $|x| = 0$ iff $|\varphi| = 0$ with high probability. Theorem 5 provides an Or-reduction $n \rightarrow 1$ with error $\frac{1}{n}$, constant depth, and size $n^2 \log n$. Lemma 19 provides an Or-reduction $n \rightarrow \log n$ with error 0, constant depth, and size $n \log n$.

Lemma 22 *There is an Or-reduction $n \rightarrow 1$ with error $\frac{1}{n}$, constant depth, and size $n \log n$.*

Proof. Divide the input into $\frac{\sqrt{n}}{\log n}$ blocks of size $\sqrt{n} \log n$. First, reduce each block by Lemma 19 to $\frac{1}{2} \log n + \log \log n = O(\log n)$ qubits in constant depth and size $\sqrt{n} \log^2 n$. In total, we obtain \sqrt{n} new qubits in size $n \log n$. Second, compute Or by Theorem 5 in constant depth, size $\sqrt{n}^2 \log \sqrt{n} = O(n \log n)$, and error $\frac{1}{\sqrt{n}}$. To amplify the error to $\frac{1}{n}$, repeat the computation twice and return 1 if any of them returns 1 (error is one-sided). The size is doubled. \square

If we first divide input qubits into small blocks and perform the reduction step on each of them independently, then we can work with fewer variables and reduce the size of the circuit further.

Theorem 23 *There exist c_1, c_2 such that for every $d \in \mathbb{N}$, there is an Or-reduction $n \rightarrow 1$ with error $\frac{1}{n}$, depth $c_1 d$, and size $c_2 d n \log^{(d)} n$.*

Proof. By induction on d : we have already verified the case $d = 1$ in Lemma 22.

Induction step $d \Rightarrow d + 1$: Divide n input qubits into $\frac{n}{\log^{(d-1)} n}$ blocks of $\log^{(d-1)} n$ qubits. Using Lemma 19, reduce each block to $\log^{(d)} n$ qubits in constant depth and size $c_2 \log^{(d-1)} n \cdot \log^{(d)} n$. Total size is $c_2 n \log^{(d)} n$. We obtain $\frac{n}{\log^{(d-1)} n} \log^{(d)} n = o(n)$ new qubits. Using the induction hypothesis, compute their Or in depth $c_1(d-1)$ and size $c_2(d-1) \left(\frac{n}{\log^{(d-1)} n} \log^{(d)} n \right) \log^{(d-1)} o(n) \leq c_2(d-1) n \log^{(d)} n$. Together, it takes depth $c_1 d$ and size $c_2 d n \log^{(d)} n$.

The only approximate step is the final application of Lemma 22 for $d = 1$. It is applied on $\frac{n}{\log n} \log^{(d)} n$ variables, hence the error is $O(\log n/n)$. It can be amplified to $\frac{1}{n}$ by running the computation twice. \square

6.2 Log-star depth computation of Or

In this section, we consider d in Theorem 23 a slowly growing function of n instead of a constant. We present an *exact* log-star depth circuit of *linear* size. Thanks to the relaxed restriction on the depth d , we can use an Or-reduction better than Lemma 22: Theorem 21 provides an Or-reduction $n \rightarrow 1$ with error 0, log-star depth, and size $n \log n$.

Lemma 24 *There exist c_1, c_2 such that for every $d \in \mathbb{N}$, there is an Or-reduction $n \rightarrow 1$ with error 0, depth $c_1 d + \log^* n$, and size $c_2 d n \log^{(d)} n$.*

Proof. The same as of Theorem 23, but use the Or-reduction from Theorem 21 instead of Lemma 22 in the last layer (for $d = 1$). The size stays roughly the same, the circuit becomes exact, and the depth is increased by $\log^* n$. \square

Theorem 25 *There is an Or-reduction $n \rightarrow 1$ with error 0, log-star depth, and linear size.*

Proof. Divide the input into $\frac{n}{\log^* n}$ blocks of size $\log^* n$. By a balanced binary tree, compute Or of each block in depth $\log(\log^* n) < \log^* n$ and in *linear* size. Using Lemma 24 with $d = \log^* n$, compute Or of $\frac{n}{\log^* n}$ new qubits in log-star depth and size $O\left(\log^* n \cdot \frac{n}{\log^* n} \cdot \log^{\log^* n} n\right) = O(n)$. \square

6.3 Approximation of counting and threshold[t]

In this section, we use QFT for the parallelisation of increments. This allows us to approximate the Hamming weight of the input in smaller size.

Definition 7 *The increment gate maps $\text{Incr}_n : |x\rangle \rightarrow |(x+1) \bmod 2^n\rangle$.*

Lemma 26 *The increment gate is diagonal in the Fourier basis and its diagonal version is in QNC^0 .*

Proof. It is simple to prove the following equations: (Recall that $\omega = e^{2\pi i/2^n}$.)

$$1. \text{Incr}_n = F_{2^n}^\dagger D_n F_{2^n} \text{ for diagonal } D_n = \sum_{y=0}^{2^n-1} \omega^y |y\rangle\langle y|:$$

$$F^\dagger D F |x\rangle = F^\dagger D \frac{\sum_{y=0}^{2^n-1} \omega^{xy} |y\rangle}{\sqrt{2^n}} = F^\dagger \frac{\sum_{y=0}^{2^n-1} \omega^{(x+1)y} |y\rangle}{\sqrt{2^n}} = |(x+1) \bmod 2^n\rangle.$$

$$2. D = R_z(\pi) \otimes R_z(\pi/2) \otimes \dots \otimes R_z(\pi/2^{n-1}):$$

$$\begin{aligned} D|x\rangle &= \omega^x |x\rangle = \bigotimes_{k=1}^n \omega^{2^{n-k} x_{n-k}} |x_{n-k}\rangle = \bigotimes_{k=1}^n (e^{2\pi i/2^k})^{x_{n-k}} |x_{n-k}\rangle = \\ &= \bigotimes_{k=1}^n R_z(2\pi/2^k) |x_{n-k}\rangle = (R_z(\pi) \otimes \dots \otimes R_z(\pi/2^{n-1})) |x\rangle. \end{aligned}$$

We conclude that $\text{Incr} = F^\dagger D F$ and D is a tensor product of one-qubit operators. \square

Remark. The addition of a fixed integer b is as hard as the increment: by Lemma 26, $\text{Incr}^b = F^\dagger D^b F$ and $(R_z(\varphi))^b = R_z(\varphi b)$, hence the diagonal version of the addition of b is also in QNC^0 .

Theorem 27 *Counting can be approximated in constant depth and size $O(n \log n)$.*

Proof. Compute the Hamming weight of the input: Each input qubit controls one increment on an m -qubit counter initialised to 0, where $m = \lceil \log(n+1) \rceil$. The increments Incr_m are parallelised (Theorem 3 and Lemma 26), so we apply the quantum Fourier transform F_{2^m} twice (Theorem 10) and the n constant-depth controlled D_m gates in parallel. The size is $O(\text{poly}(m) + nm) = O(n \log n)$. \square

Remark. $\text{threshold}[t]$ is equal to the most significant qubit of the counter if we align it to a power of 2 by adding a fixed integer $2^m - t$. $\text{exact}[q]$ can be computed by comparing the counter with q .

7 Lower-bounds on classical circuits

7.1 Deterministic circuits

Using the polynomial method [Bei93], we prove several lower-bounds on the depths of deterministic circuits. We consider circuits with bounded fan-in of Or and And gates and unbounded fan-out and parity, the same as in the quantum model.

Basically, the value of each bit computed by a circuit can be computed by a multi-linear polynomial (over field \mathbb{Z}_2) in the input bits. We are interested in the degree of such a polynomial; by proving a lower-bound on the degree, we also lower-bound the depth of the circuit. It is simple to prove that the polynomial computing a Boolean function is unique.

Each input bit $x_k \in \{0, 1\}$ is computed by the polynomial x_k of degree 1. The Not gate computes the polynomial $1 - p(x)$, where $p(x)$ is the polynomial computing its argument, and the degree is unchanged. The And gate computes the polynomial $p_1(x) \cdot p_2(x)$ and the two degrees are summed. The parity gate computes the polynomial $(p_1(x) + \dots + p_k(x)) \bmod 2$ of degree equal to the maximum degree among the arguments.

Lemma 28 *The output of a circuit of depth d has degree $\leq 2^d$.*

Proof. By induction: by adding a new layer, we can at most double the degree by using the And gate. \square

And of n bits is computed by a (unique) polynomial $x_1 x_2 \dots x_n$ of degree n . Hence every circuit computing And has depth $\geq \log n$. It is simple to prove by contradiction that also Or, threshold[t], and exact[q] have full degree n . Smolensky has proved much stronger result [Smo87], which implies that also the degree of mod[q] is n .

7.2 Randomised circuits

Randomised circuits have access to random bits and may produce the result with a small error. Some functions are computed in smaller depth in this model.

Lemma 29 *Or can be computed with one-sided error $\frac{1}{2}$ by a randomised circuit of depth 2. The error can be decreased to $\frac{1}{n}$ in additional depth $\log \log n$.*

Proof. Take n random bits and output the parity $x_1 r_1 \oplus x_2 r_2 \oplus \dots \oplus x_n r_n$. If $|x| = 0$, then the circuit always outputs 0. If $|x| > 0$, then the probability that the parity is 1, is equal to $\frac{1}{2}$.

If we perform the computation $\log n$ times using independent random bits, we decrease the probability of error to $(\frac{1}{2})^{\log n} = \frac{1}{n}$. This can be done in additional depth $\log \log n$ by a balanced binary tree of Or gates. \square

By Yao's principle [Yao77], if we have a randomised circuit with error $< 2^{-n}$, then there exists an assignment of random bits s.t. the result is always correct. That is there exists a deterministic circuit of the same shape. Hence also randomised circuits computing Or with exponentially small error have depth $\geq \log n$.

Lemma 30 *Every circuit computing Or with error $\frac{1}{n}$ has depth $\geq \log \log n$.*

Proof. Assume the converse: there exists a circuit of depth $d < \log \log n$ with error $\frac{1}{n}$. By computing the Or independently $\frac{n}{\log n}$ -times, we can reduce the error to $(\frac{1}{n})^{\frac{n}{\log n}} = 2^{-n}$. This can be done in additional depth $\log \frac{n}{\log n} = \log n - \log \log n$. The total depth of this circuit is $\log n - \log \log n + d < \log n$. However, by Yao's principle, the depth has to be $\geq \log n$. \square

7.3 Comparison with quantum circuits

| Gate | Randomised | Quantum |
|---------------------------------------|-----------------------|---------------|
| Or and threshold[t] exactly | $\Theta(\log n)$ | $O(\log^* n)$ |
| mod[q] exactly | $\Theta(\log n)$ | $\Theta(1)$ |
| Or with error $\frac{1}{n}$ | $\Theta(\log \log n)$ | $\Theta(1)$ |
| threshold[t] with error $\frac{1}{n}$ | $\Omega(\log \log n)$ | $\Theta(1)$ |

8 Concluding remarks

8.1 Relations of quantum circuit classes

We have shown that $\text{B-QNC}_f^0 = \text{B-QAC}_f^0 = \text{B-QACC}^0 = \text{B-QTC}_f^0$ (Theorem 7). If we allow arbitrary one-qubit gates, then also $\text{QTC}_f^0 = \text{QAC}_f^0 \subseteq \text{QNC}_f(\log^* n)$ (Theorems 20 and 21). Several open problems of [GHMP02] have thus been solved.

Only little is known about classes that do not include the fan-out gate. For example, we do not know whether $\text{TC}^0 \subseteq \text{QTC}^0$, we only know that $\text{TC}^0 \subseteq \text{QTC}_f^0$. It is simple to prove that parity is in TC^0 : take Or of exact[1], exact[3], exact[5], ..., and compute exact[k] from threshold[k] and threshold[k + 1]. However, this method needs fan-out to copy the input bits and hence it is not in QTC^0 .

8.2 Upper bounds for B-QNC_f^0

Shor's original factoring algorithm [Sho94] uses modular exponentiation and the quantum Fourier transform modulo 2^n followed by a polynomial-time deterministic algorithm. The modular exponentiation a^x can be replaced by multiplication of some subset of numbers $a, a^2, a^4, \dots, a^{2^{n-1}}$ [CW00]. The n numbers a^{2^k} can be quickly precomputed classically.

Since both multiplication of n numbers (Theorem 8) and QFT (Theorem 10) are in B-QNC_f^0 , there is a polynomial-time bounded-error algorithm with oracle B-QNC_f^0 factoring numbers, i.e. factoring $\in \text{RP}[\text{B-QNC}_f^0]$. If $\text{B-QNC}_f^0 \subseteq \text{BPP}$, then factoring $\in \text{RP}[\text{BPP}] \subseteq \text{BPP}[\text{BPP}] = \text{BPP}$.

Discrete logarithms can be computed in a similar way using modular exponentiation and the quantum Fourier transform modulo general q [Sho94]. Since $\text{QFT}_q \in \text{B-QNC}_f^0$ (Theorem 14), we conclude that also discrete-log $\in \text{RP}[\text{B-QNC}_f^0]$.

Acknowledgements

We would like to thank Harry Buhrman, Hartmut Klauck, and Hein Röhrig at CWI in Amsterdam, and Fred Green at Clark University in Worcester for plenty helpful discussions, and Ronald de Wolf at CWI for help with writing the paper. We are grateful to Schloss Dagstuhl, Germany, for providing an excellent environment, where part of this work was carried out.

References

- [ADH97] L. M. Adleman, J. DeMarrais, and M. A. Huang. Quantum computability. *SIAM Journal on Computing*, 26(5):1524–1540, 1997.
- [BBC⁺95] A. Barenco, C. Bennett, R. Cleve, D. P. DiVincenzo, N. Margolus, P. Shor, T. Sleator, J. A. Smolin, and H. Weinfurter. Elementary gates for quantum computation. *Physical Review A*, 52:3457–3467, 1995. quant-ph/9503016.

- [Bei93] R. Beigel. The polynomial method in circuit complexity. In *Proc. of the 8th IEEE Structure in Complexity Theory Conference*, pages 82–95, 1993.
- [CW00] R. Cleve and J. Watrous. Fast parallel circuits for the quantum Fourier transform. In *Proc. of the 41st IEEE Symp. on Foundations of Computer Science*, pages 526–536, 2000.
- [CZ95] J. I. Cirac and P. Zoller. Quantum computations with cold trapped ions. *Phys. Rev. Lett.*, 74:4091–4094, 1995.
- [Fen03] S. A. Fenner. Implementing the fanout gate by a Hamiltonian. quant-ph/0309163, 2003.
- [GC97] N. Gershenfeld and I. Chuang. Bulk spin resonance quantum computation. *Science*, 275:350–356, 1997. <http://citeseer.nj.nec.com/gershenfeld97bulk.html>.
- [GHMP02] F. Green, S. Homer, C. Moore, and C. Pollett. Counting, fanout, and the complexity of quantum ACC. *Quantum Information and Computation*, 2(1):35–65, 2002. quant-ph/0106017.
- [HH99] L. Hales and S. Hallgren. Quantum Fourier sampling simplified. In *Proc. 31st Annual ACM Symposium on Theory of Computing*, pages 330–338, 1999.
- [HJ85] R. A. Horn and C. R. Johnson. *Matrix Analysis*. Cambridge University Press, 1985.
- [Hoe63] W. Hoeffding. Probability inequalities for sums of bounded random variables. *J. Amer. Statist. Assoc.*, 58:13–30, 1963.
- [MN02] C. Moore and M. Nilsson. Parallel quantum computation and quantum codes. *SIAM Journal on Computing*, 31(3):799–815, 2002. quant-ph/9808027.
- [Moo99] C. Moore. Quantum circuits: Fanout, parity, and counting. quant-ph/9903046, 1999.
- [Raz87] A. A. Razborov. Lower bounds for the size of circuits of bounded depth with basis $\{\&, \oplus\}$. *Math. Notes Acad. Sci. USSR*, 41(4):333–338, 1987.
- [SBKH93] K.-Y. Siu, J. Bruck, T. Kailath, and T. Hofmeister. Depth efficient neural networks for division and related problems. *IEEE Transactions on Information Theory*, 39(3):946–956, 1993.
- [Sho94] P. W. Shor. Algorithms for quantum computation: discrete logarithms and factoring. In *Proc. of the 35th Annual Symp. on FOCS*, pages 124–134, Los Alamitos, CA, 1994. IEEE Press. <http://citeseer.nj.nec.com/14533.html>.
- [Smo87] R. Smolensky. Algebraic methods in the theory of lower bounds for Boolean circuit complexity. In *Proc. 19th Annual ACM Symposium on Theory of Computing*, pages 77–82, 1987.
- [Špa02] R. Špalek. Quantum circuits with unbounded fan-out. Master’s thesis, Faculty of Sciences, Vrije Universiteit, Amsterdam, 2002. <http://www.ucw.cz/~robert/qncwf/>. Shorter version and improved results in quant-ph/0208043.

- [WZ82] W. K. Wootters and W. H. Zurek. A single quantum cannot be clone. *Nature*, 299:802–803, 1982.
- [Yao77] A. C-C. Yao. Probabilistic computations: Toward a unified measure of complexity. In *Proceedings of 18th IEEE FOCS*, pages 222–227, 1977.