

Adiabatic Quantum Computing for Random Satisfiability Problems

Tad Hogg
HP Labs
Palo Alto, CA 94304
(Dated: December 20, 2018)

The discrete formulation of adiabatic quantum computing is compared with other search methods, classical and quantum, for random satisfiability (SAT) problems. With the number of steps growing only as the cube of the number of variables, the adiabatic method gives solution probabilities close to one for problem sizes feasible to evaluate. However, for these sizes the minimum energy gaps are fairly large, so may not reflect asymptotic behavior where costs are dominated by tiny gaps. Moreover, the resulting search costs are much higher than other methods, but can be reduced by using fewer steps. Variants of the quantum algorithm that do not match the adiabatic limit give lower costs, on average, and slower growth than the conventional GSAT heuristic method.

PACS numbers: 03.67.Lx

Quantum computers [1, 2, 3, 4] can rapidly evaluate all search states of nondeterministic polynomial (NP) problems [5], but appear unlikely to give short worst-case solution times [6]. Of more practical interest is whether their average performance improves on conventional heuristics.

Adiabatic quantum computing, using a slowly changing time-dependent Hamiltonian, appears to give polynomial average cost growth for some NP combinatorial search problems [7]. These observations, while encouraging, are limited to small problems for which other methods, both conventional and quantum, can have even lower costs. Furthermore, exponential cost scaling for adiabatic methods is seen with other NP searches: set partitioning [8] and finding the ground state of spin glasses [9]. Thus it is of interest to compare the adiabatic method with other techniques for NP problems with a well-studied class of hard instances.

This paper provides such a comparison for k -satisfiability (k -SAT), consisting of n Boolean variables and m clauses. A clause is a logical OR of k variables, each of which may be negated. A solution is an assignment, i.e., a value, true or false, for each variable, satisfying all the clauses. An example 2-SAT instance with 3 variables and 2 clauses is $v_1 \text{ OR } (\text{NOT } v_2)$ and $v_2 \text{ OR } v_3$, which has 4 solutions, e.g., $v_1 = v_2 = \text{false}$ and $v_3 = \text{true}$. For a given instance, let the cost $c(s)$ of an assignment s be the number of clauses it does not satisfy.

For $k = 3$, k -SAT is NP-complete [5], i.e., among the most difficult NP problems in the worst case. For average behavior we use the random k -SAT ensemble, in which the m clauses are selected uniformly at random. I.e., for each clause, a set of k variables is selected randomly, and each selected variable is negated with probability $1/2$. The algorithms we consider are probabilistic, so cannot definitively determine no solution exists. Thus we use soluble instances: after random generation, we solve the instances with an exhaustive conventional method and only retain those with a solution. This ensemble has a high concentration of hard instances near a phase transition in search difficulty [10, 11, 12, 13]. We generate instances near this transition by using $m/n = 4/25$,

though for those n not divisible by 4, half the samples had $m = 4/25n$ and half had m larger by one.

The adiabatic technique [7] uses $H(f) = (1-f)H^{(0)} + fH^{(c)}$ with f ranging from 0 to 1. $H^{(0)}$ is a Hamiltonian with a known ground state. The ground states of $H^{(c)}$ correspond to the solutions of a problem instance. Starting in the ground state of $H^{(0)}$, sufficiently slow changes in f produce a ground state of $H^{(c)}$, so a subsequent measurement gives a solution. The choices of $H^{(0)}$, $H^{(c)}$ and how f varies as a function of time are somewhat arbitrary. In matrix form, one Hamiltonian with minimum cost assignments as ground states is $H_{r;s}^{(c)} = c(s) \delta_{r;s}$, for assignments r and s . For $H^{(0)}$, we introduce a nonnegative weight w_i for variable i , let $\sum_{i=1}^n w_i$ and take

$$H_{r;s}^{(0)} = \begin{cases} 1/2 & \text{if } r = s \\ w_i/2 & \text{if } r \text{ and } s \text{ differ only for variable } i \\ 0 & \text{otherwise} \end{cases} \quad (1)$$

The ground state, with eigenvalue 0, has equal amplitudes for all states.

The adiabatic method is a continuous process. To compare with other algorithms, we use the algorithmically equivalent discrete formulation [14, 15] acting on the amplitude vector initially in the ground state of $H^{(0)}$, i.e., $\psi_s^{(0)} = 2^{-n/2}$. This formulation consists of j steps and a parameter h . Step h is a matrix multiplication:

$$\psi^{(h+1)} = e^{-iT(f)H^{(0)}} e^{-iR(f)H^{(c)}} \psi^{(h)} \quad (2)$$

with $T(f) = 1 - f$, $R(f) = f$ and taking $h = 1$. After these steps, $P_{\text{soln}} = \sum_s |\psi_s^{(j)}|^2$, with the sum over all solutions s . We take f to vary linearly from 0 to 1, but excluding $f = 0$ and 1 which have no effect on the probability to find a solution, P_{soln} , i.e., we use $f = h/(j+1)$ for step h , ranging from 1 to j .

The expected number of steps required to find a solution is $C = j/P_{\text{soln}}$, providing a common proxy for the computational cost of discrete methods, pending further study of clock rates for the underlying gate operations and the ability of compilers to eliminate redundant operations. As also observed with conventional heuristics,

the cost distribution for random k -SAT is highly skewed, so a few instances dominate the mean cost. We use the median cost to indicate typical behavior. The time for the continuous formulation is $T = j$, so the adiabatic limit is $j \rightarrow 1$. By contrast, in the discrete formulation, j parameterizes the operators of Eq. (2) rather than determining the time required to perform them.

Eq. (2) follows the continuous evolution, $e^{-iH(f)t}$, when $j \rightarrow 1$ which holds when $j = n$ [14, 15]. As a specific choice, we use $j = 1 = n^p$. Other scaling choices $j = 1 = n^p$ with $0 < p < 1$ give qualitatively similar behaviors to those reported here while maintaining correspondence with the continuous evolution for sufficiently large j . A key question is how rapidly j must grow with n to achieve $P_{\text{soln}} \rightarrow 1$.

The unweighted $H^{(0)}$ uses equal weights: $w_i = 1$ so $\|w\| = n$. Alternatively, w_i can be the number of times variable i appears in a clause [7], as also used by some conventional heuristics to adjust the importance of changes in each variable. This choice gives $\|w\| = mk$. By matching $H^{(0)}$ to the problem instance, one might expect such weights to improve performance. Instead, for random 3-SAT these weights give higher costs C : requiring about n times as many steps to achieve the same P_{soln} as the unweighted choice. If instead these weights are normalized so their average value is 1, performance is about the same as the unweighted case, but still slightly worse. In light of these observations, we use the unweighted $H^{(0)}$ in this paper.

We compare the adiabatic limit with two other methods. For the constant case we take j independent of n and j , violating the condition $j \rightarrow 1$ so Eq. (2) no longer closely approximates the continuous evolution and does not give $P_{\text{soln}} \rightarrow 1$ as $j \rightarrow 1$. The small case, studied previously [16, 17], has $j = 1 = n$ and forms for $T(f)$ and $R(f)$ that do not range between 0 and 1. This method also does not correspond to the adiabatic limit: P_{soln} has a limit less than one as $j \rightarrow 1$.

Fig. 1 shows the median P_{soln} for various growth rates of the number of steps. $P_{\text{soln}} \rightarrow 1$ as j increases. At least for $n < 20$, $P_{\text{soln}} \rightarrow 1$ when $j = n^3$, so median costs are $O(n^3)$, a substantial improvement over all known classical methods if it continues for larger n . However, for smaller powers of n , P_{soln} values decrease, but this is only evident for $j = n^2$ for $n > 20$. This raises the possibility of such a decline, at somewhat larger n , for larger j as well. Provided such a decline only leads to P_{soln} decreasing as a power of n , corresponding to a straight line on the log-log plot of Fig. 1, median costs would still only grow as a power of n .

Asymptotically, the adiabatic method's cost is dominated by the growth of $1/G^2$ where $G = \min_f g(f)$ and $g(f)$ is the energy gap in $H(f)$, i.e., the difference between the ground state eigenvalue and the smallest higher eigenvalue corresponding to a non-solution. Evaluation [19] for $n = 20$ gives the median G in the range $0.3 - 0.5$, as illustrated for one instance in Fig. 2, and, more significantly, it does not decrease over this range of n . This minimum is not much smaller than other val-

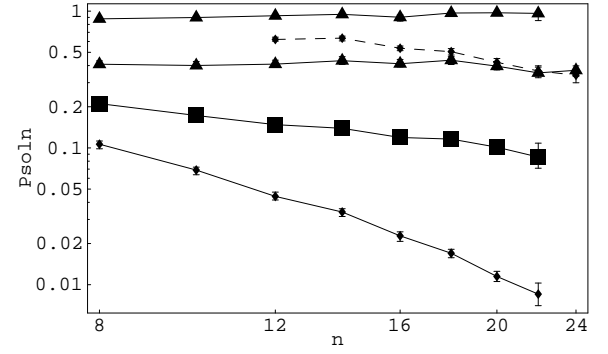


FIG. 1: Log-log plot of median P_{soln} for the discrete adiabatic method vs. n with the number of steps j equal to n , the integer nearest $n^{3/2}$, n^2 and n^3 (solid curves, from bottom to top, respectively). For comparison, the dashed curve shows P_{soln} for the nonadiabatic small scaling using at most n steps. The error bars show the 95% confidence intervals [18, p. 124] of the medians estimated from the random instances. The same instances were solved with each method. We use 1000 instances for each n up to 20, and 500 for larger n , except only 100 for $j = n^3$ for $n = 16$.

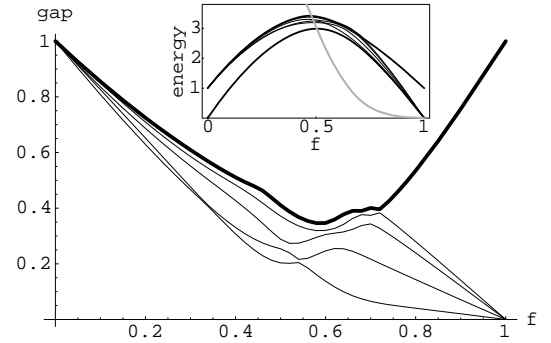


FIG. 2: Difference between eigenvalues of the lowest 5 excited states and the ground state vs. f for an instance with $n = 20$, $m = 85$ and 5 solutions. The inset shows the actual eigenvalues, with the gray curve showing the expected cost h_{ci} in the ground state.

ues of $g(f)$. Hence, unlike for large n , the cost is not dominated by the minimum gap size and so the values of Fig. 1 may not reflect asymptotic scaling.

By contrast, Fig. 3 illustrates the behavior of an instance with a small minimum gap. The expected cost in the ground state, $h_{\text{ci}} = \int_0^1 c(s) j_s^2 ds$, drops rapidly at the minimum gap location, in contrast to the smooth behavior for instances with larger gaps (as, for example, in Fig. 2). We thus see a difference in behavior of the ground state for instances with small gaps, presumably representative of typical behavior for larger n , and the behavior of more typical instances for $n = 20$.

Detailed quantitative comparison of the typical behaviors due to small minimum gaps and conventional heuristics requires larger problem sizes. Nevertheless, we can gain some insight from instances with small gaps for

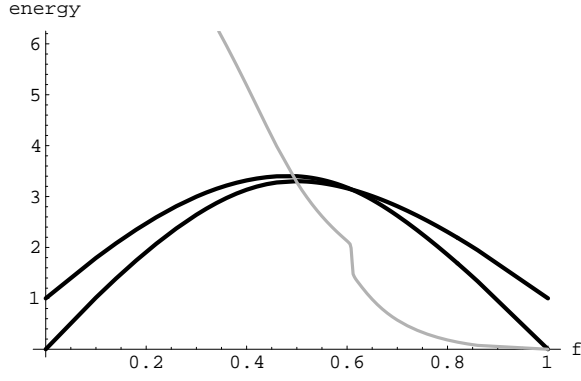


FIG. 3: Lowest two eigenvalues vs. f for an instance with $n = 20$, $m = 85$, one solution and a particularly small minimum gap. The gray curve shows the expected cost h_{ci} in the ground state, equal to $m/2^k = 10.625$ at $f = 0$. Note the abrupt drop at the location of the minimum gap.

$n = 20$, which tend to have high costs for both the adiabatic and conventional heuristics, such as GSAT [20], even when restricting comparison to problems with the same numbers of variables and solutions. For the instance shown in Fig. 3, GSAT trials readily reach states with 1 or 2 conflicts, but have a relatively low chance to find the solution. This behavior, typical of conventional heuristics [21], corresponds to the abrupt drop in h_{ci} of Fig. 3. Thus reducing the cost below this value dominates the running time of both the adiabatic method and conventional heuristics. These observations suggest small energy gaps characterize hard problems more generally than just for the adiabatic method, which may provide useful insights into the nature of search along with quantities such as the backbone (i.e., variables with the same values in all solutions [13]).

Simple problems or algorithms ignoring problem structure allow determining the gap for large n [14, 15, 22]. This is difficult for random SAT. For instance, although random k -SAT corresponds to random costs for $H^{(c)}$ and the extreme eigenvalues of random matrices can be determined when elements are chosen independently [23, 24], the costs of nearby states for SAT instances are highly correlated since they likely conflict with many of the same clauses. Alternatively, upper [25] and lower [26] bounds for eigenvalues can be based on classes of trial vectors. For instance, vectors whose components for states depend only on $c(s)$ give fairly close upper bounds for the ground state of random 3-SAT, on average, as well as a mean-field approximation for the small scaling [16]. However, simple lower bounds for higher energy states are below the upper bound for the ground state for some values of f , and so do not give useful estimates for G . Furthermore, typical soluble instances have exponentially many solutions (although still an exponentially small fraction of all states). Thus a full analysis of performance based on energy values must also consider the behavior of the many eigenvalues corresponding to solu-

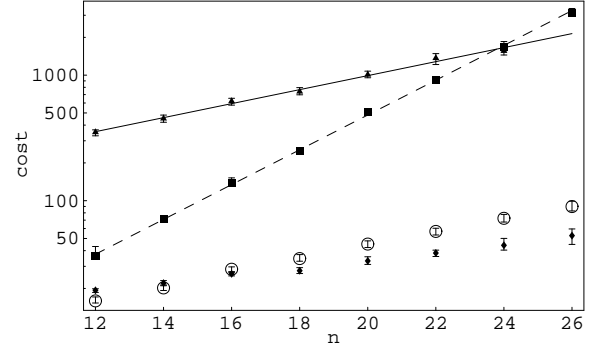


FIG. 4: Log plot of median search cost vs. n for the small scaling (diamond), amplitude amplification (box), GSAT with restarts after n steps (circle) and adiabatic search with $j = n^2$ (triangle). The values are based on the same instances as in Fig. 1. The lines are exponentials to amplitude amplification (dashed) and the adiabatic method (solid).

tions, which can be complicated, as illustrated in Fig. 2.

Even if $n < 20$ does not identify asymptotic behavior, this range of feasible simulations allows comparing algorithm costs. Such comparisons are particularly relevant for quantum computer implementations with relatively few qubits and limited coherence times which are thus limited to small problems and few steps. Fig. 4 compares the median search costs C . For the adiabatic method, using $j = n^3$ gives large costs, far higher than those of conventional heuristics and other quantum methods. Using just enough steps to achieve moderate values of P_{soln} reduces cost [7], e.g., $j = n^2$. Alternatively, for each n , testing various j on a small sample of instances indicates the number of steps required to achieve a fixed value of P_{soln} , e.g., $1/8$. In our case, the latter approach has median costs about 20% lower than the former, but with the same growth rate. Because this improvement is minor compared to the differences with other algorithms shown in the figure, and to avoid the additional variability due to estimating j from a sample of instances, we simply take $j = n^2$ to illustrate the adiabatic method.

The figure also shows Grover's unstructured search [27] (without prior knowledge of number of solutions [28]) and the conventional heuristic GSAT [20]. The unstructured search cost grows as $\exp(0.32n)$. The exponential to the adiabatic method is $\exp(0.13n)$. This gives a residual about half as large as that from a power-law fit. The growth rate is about the same as that of GSAT.

Fig. 4 shows the small scaling, using at most n steps, gives low costs due to its fairly high values for P_{soln} shown in Fig. 1. The constant scaling also gives large P_{soln} values for $j = n$. Thus both $j = 1$ and independent of j make better use of quantum coherence than the adiabatic limit (with $j = 1$ to $j = n$) for hard random 3-SAT. These behaviors are shown in Fig. 5.

For the adiabatic method, taking $R(f)$ and $T(f)$ in Eq. (2) to vary according to $g(f)^2$ reduces costs [15, 22]. While $g(f)$ is costly to evaluate for SAT instances, using

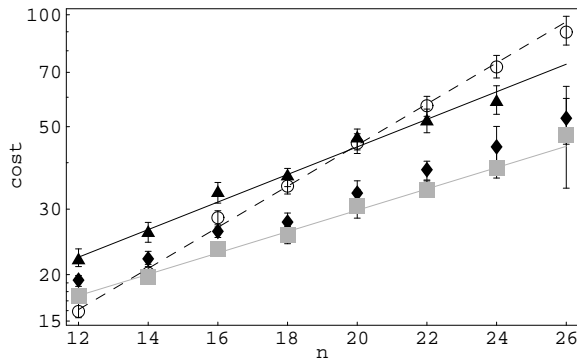


FIG. 5: Log plot of median search cost vs. n for GSAT (circle), the small method (diamond), both of which are also shown in Fig. 4, and two versions of constant (triangle) and the cubic polynomial variation with f (gray box) described in the text. The lines are exponential fits to GSAT (dashed) and the two constant quantum methods. The figure uses the same instances as Fig. 4.

average values of $g(f)$ based on a sample of instances gives some benefit. E.g., for $j = n^2$, P_{soln} increases from around 0.4 shown in Fig. 1 to a range of 0.5–0.6 but does not appear to improve the cost's growth rate.

Similar improvement occurs with constant. Optimizing T and R separately for each step on a sample of instances gives values close to a cubic polynomial in f . Restricting attention to such polynomials, for a set of 100 $n = 12$ instances the best performance was with $\alpha = 1.31275$, $R(f) = p(f)$, $T(f) = 1 - p(f)$ where

$p(f) = 1.92708f - 2.66179f^2 + 1.73471f^3$. This cubic is similar to the functional form optimizing the adiabatic method for unstructured search [15, 22]. Fig. 5 shows the resulting cost reduction. Hence, tuning the algorithm to the problem ensemble is beneficial, as also suggested by a mean-field analysis of the small case [16].

The simulations also show these quantum algorithms have a large performance variance among instances with given n and m , and no single choice for R and T is best for all problem instances. Thus portfolios [29] combining a variety of such choices can give further improvements.

In summary, for random SAT, the adiabatic method improves on unstructured search and provides a general technique to exploit readily computed properties of hard search problems through the choice of Hamiltonians. However nonadiabatic-limit algorithms require fewer steps, comparable to GSAT, and appear to have slower cost growth. Identifying the best use of state costs in quantum algorithms remains an open question since exact evaluation of the cost scaling for random SAT is difficult, and feasible simulation sizes may be too small to reveal asymptotic behavior due to the large energy gaps. Quantum computers with only a moderate number of qubits could test algorithms beyond range of simulators, and hence provide useful insights even if the problem sizes are still readily solved by conventional heuristics.

Acknowledgments

I have benefited from discussions with Rob Schreiber and Wim van Dam.

-
- [1] D. Deutsch, Proc. R. Soc. London A 400, 97 (1985).
 - [2] D. P. DiVincenzo, Science 270, 255 (1995).
 - [3] R. P. Feynman, Feynman Lectures on Computation (Addison-Wesley, Reading, MA, 1996).
 - [4] A. Steane, Reports on Progress in Physics 61, 117 (1998).
 - [5] M. R. Garey and D. S. Johnson, Computers and Intractability: A Guide to the Theory of NP-Completeness (W. H. Freeman, San Francisco, 1979).
 - [6] C. H. Bennett, E. Bernstein, G. Brassard, and U. V. Vazirani, SIAM Journal on Computing 26, 1510 (1997).
 - [7] E. Farhi et al., Science 292, 472 (2001).
 - [8] V. N. Smelyanskiy, U. V. Toussaint, and D. A. T in ucin, Los Alam os preprint quant-ph/0112143 (2002).
 - [9] G. E. Santoro et al., Science 295, 2427 (2002).
 - [10] P. Cheeseman, B. Kanefsky, and W. M. Taylor, in Proceedings of IJCAI 91, edited by J. Mylopoulos and R. Reiter (Morgan Kaufmann, San Mateo, CA, 1991), pp. 331–337.
 - [11] S. Kirkpatrick and B. Selman, Science 264, 1297 (1994).
 - [12] T. Hogg, B. A. Huberman, and C. P. Williams, eds., Frontiers in Problem Solving: Phase Transitions and Complexity, vol. 81 (Elsevier, Amsterdam, 1996), special issue of Artificial Intelligence.
 - [13] R. Monasson, R. Zecchina, S. Kirkpatrick, B. Selman, and L. Troyansky, Nature 400, 133 (1999).
 - [14] E. Farhi, J. Goldstone, S. Gutmann, and M. Sipser, Tech. Rep. MIT-CTP-2936, MIT (2000).
 - [15] W. van Dam, M. Mosca, and U. Vazirani, in Proc. of the 42nd Annual Symposium on Foundations of Computer Science (FOCS2001) (IEEE, 2001), pp. 279–287.
 - [16] T. Hogg, Physical Review A 61, 052311 (2000), preprint at publish.aps.org/eprint/gateway/eplist/aps1999oct19-002.
 - [17] T. Hogg, Los Alam os preprint quant-ph/0104048 (2001).
 - [18] G. W. Snedecor and W. G. Cochran, Statistical Methods (Iowa State Univ. Press, Ames, Iowa, 1967), 6th ed.
 - [19] R. B. Lehoucq, D. C. Sorensen, and C. Yang, ARPACK User's Guide: Solution of Large-Scale Eigenvalue Problems with Implicitly Restarted Arnoldi Methods (SIAM, 1998).
 - [20] B. Selman, H. Levesque, and D. Mitchell, in Proc. of the 10th Natl. Conf. on Artificial Intelligence (AAAI92) (AAAI Press, Menlo Park, CA, 1992), pp. 440–446.
 - [21] J. Frank, P. Cheeseman, and J. Stutz, J. of Artificial Intelligence Research 7, 249 (1997).
 - [22] J. Roland and N. J. Cerf, Los Alam os preprint quant-ph/0107015 (2001).
 - [23] S. F. Edwards and R. C. Jones, J. Phys. A: Math. Gen. 9, 1595 (1976).
 - [24] Z. Furedi and K. Komlos, Combinatorica 1, 233 (1981).

- [25] J. K. L. MacDonald, *Physical Review* 43, 830 (1933).
- [26] P.-O. Lowdin, *Physical Review* 139, A357 (1965).
- [27] L. K. Grover, *Physical Review Letters* 79, 325 (1997),
Los A lam os preprint quant-ph/9706033.
- [28] M. Boyer, G. Brassard, P. Hoyer, and A. Tapp, in
Proc. of the Workshop on Physics and Computation
(PhysComp96), edited by T. To o liet al. (New England
Complex System s Institute, Cambridge, MA , 1996), pp.
36{43.
- [29] S. M. M aurer, T. Hogg, and B. A. Huberman, *Physical
Review Letters* 87, 257901 (2001), Los A lam os preprint
quant-ph/0105071.