

## Dissipation-assisted quantum gates with cold trapped ions

Almut Beige

Max-Planck-Institut für Quantenoptik, Hans-Kopfermann-Str. 1, 85748 Garching, Germany.  
(February 9, 2020)

It is shown that two simultaneously applied laser pulses suffice to realise a two-qubit phase gate and SWAP operation between ground states of cold trapped ions. To improve the gate fidelity, quantum error correction can be applied but would be very time-consuming. It is therefore proposed to stabilise the desired time evolution with the help of dissipation channels, artificially introduced into the system. This allows gate operation times of the same order of magnitude as the inverse coupling constant of the ions to a common vibrational mode.

PACS: 03.67.-a, 42.50.Lc

For many years now ion trapping technology has been one of the standard techniques for investigating quantum phenomena with single particles. Paul traps or more complex structures have been used to create chains of several hundred ions [1]. Many schemes for implementing quantum gates using trapped ions have been proposed. Some of them require cooling into the vibrational ground state [2, 5]. The feasibility of this has already been experimentally demonstrated [6]. Other schemes can even be implemented with "hot" ions [7] and have been applied to entangle up to four ions [8] and observe violation of Bell's inequality with single atoms [9].

This paper proposes an alternative scheme for realising a phase gate and SWAP operation with cold trapped ions based on adiabatic processes. Both gates can be realised in one step by simultaneously applying two laser fields. Compared with other schemes [2, 4], the experimental effort for quantum computing can thus be greatly reduced. In addition, the gate fidelity can be improved with the help of an additional laser field, the cooling laser setup, that couples certain states to a rapidly decaying atomic level and should be applied during gate operation. This allows gate durations of about the same order of magnitude as the inverse coupling constant of the ions to a common vibrational mode.

Each qubit is obtained from the atomic ground states  $|j_i\rangle$  and  $|j_i\rangle$  of one ion, while the common vibrational mode is cooled down to its ground state  $|j_{vib}\rangle$ . To establish coupling between qubits, we use a metastable state  $|j_i\rangle$  and a strong laser field detuned by the phonon frequency  $\nu$ , as shown in Figure 1. The phase gate that adds a minus sign to the amplitude of the qubit state  $|j_i\rangle$  then requires in addition only a laser pulse with the Rabi frequency  $\Omega$  coupling resonantly to the 0-2 transition of ion 1. Let us denote the coupling constant of the ions to the common vibrational mode as  $g_2$  and the annihilation operator of a single phonon in the mode as  $b$ . The Hamiltonian of the system within the dipole and the rotating wave approximation and in the interaction picture with

respect to the free Hamiltonian is then given by

$$H = \sum_{i=1}^2 \left( -g_2 |j_i\rangle\langle j_i| b^\dagger + \frac{1}{2} \omega_{j_i} |j_i\rangle\langle j_i| + \hbar \omega_{vib} b^\dagger b \right) \quad (1)$$

Here the Lamb-Dicke regime and the condition  $g_2^2 \ll \omega_{vib}$  have been assumed, as in [2].

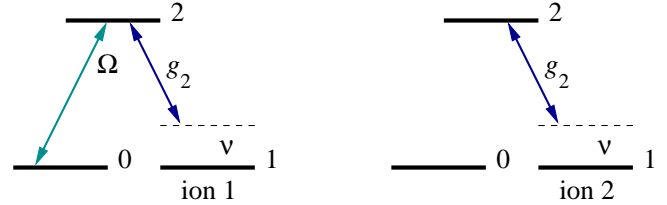


FIG. 1. Level scheme for implementation of a phase gate. A strong laser field with detuning  $\Omega$  establishes coupling between the ions via a common vibrational mode. In addition, a laser pulse individually addressing the 0-2 transition of ion 1 is required.

Let us first assume that the coupling constant  $g_2$  is at least one order of magnitude larger than the Rabi frequency  $\Omega$ . There are then two different time scales in the system and its time evolution can be calculated to very good approximation by adiabatic elimination. To do so, the amplitude of the state with  $n$  phonons in the vibrational mode and the ions in  $|j_i\rangle$  is denoted as  $c_{nij}$ . Only the coefficients of the qubit states,  $c_{000}$ ,  $c_{001}$ ,  $c_{010}$  and  $c_{011}$ , and of the auxiliary state  $|j_i\rangle$  with  $|j_i\rangle = (|j_i\rangle + |j_i\rangle)/\sqrt{2}$  change slowly in time. According to the Schrödinger equation their time evolution is given by  $\dot{c}_{010} = \dot{c}_{011} = 0$  and

$$\begin{aligned} \dot{c}_{000} &= -\frac{i}{2} c_{020} ; \\ \dot{c}_{001} &= -\frac{i}{2} c_{0a} - c_{0s} ; \\ \dot{c}_{0a} &= -\frac{i}{2} c_{001} ; \end{aligned} \quad (2)$$

Setting the derivatives of all other coefficients equal to zero yields  $c_{020} = c_{0s} = 0$ . Effectively, the time evolution of the system (2) can be summarised in the Hamiltonian

$$H_e = \frac{1}{2} \frac{p^2}{2} \sim \frac{1}{2} \frac{p^2}{2} \quad (3)$$

and if the duration of the laser pulse equals  $T = \frac{p}{2} = \frac{p}{2}$ , then the resulting evolution is the desired phase gate. As the effective Hamiltonian  $H_e$  and the gate operation time  $T$  are independent of the coupling constant  $g_2$ , the proposed scheme is stable against fluctuations of this system parameter.

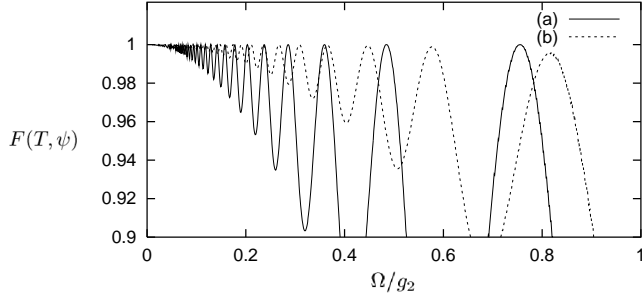


FIG. 2. The fidelity of a single phase gate as a function of  $\Omega/g_2$  for the initial qubit states  $|0i$  (a) and  $|1i$  (b).

Deviations from the ideal time evolution arise because population accumulates unintentionally in the states  $|10i$  and  $|11i$ . In first order in  $\Omega/g_2$  one has

$$c_{110} = \frac{i}{2g_2} c_{000} \quad \text{and} \quad c_{111} = \frac{i}{4g_2} c_{001} \quad (4)$$

and the fidelity of the proposed phase gate equals

$$F(T; \psi) = 1 - \frac{1}{4g_2^2} |c_{000}|^2 + \frac{1}{4} |c_{001}|^2 \quad (5)$$

For small  $\Omega/g_2$  this is in good agreement with the numerical results shown in Figure 2 and the deviation of the fidelity from unity depends quadratically on  $\Omega/g_2$ . As initial states we considered only the qubit states  $|0i$  and  $|1i$  because the other two states remain unaffected, i.e.  $F(T; |0i) = F(T; |1i) = 1$ . The fidelity for all initial states is above 99% if  $\Omega/g_2 < 0.1$  is chosen. This corresponds to gate operation times  $T > 89/g_2$ . Fidelities above 99.9% are obtained for  $\Omega/g_2 < 0.03$  which implies  $T > 296/g_2$ . Nevertheless, one can also choose between  $0.36/g_2$  and  $0.363/g_2$ , where both of the curves in Figure 2 have a maximum, and achieve  $F > 99.8\%$ . This leads to a gate operation time not much larger than  $2/g_2$ , namely  $T \approx 24.5/g_2$ .

In order to make quantum computers fault-tolerant, it has been proposed to apply quantum error detecting procedures and correcting codes to assure that the error rate of each individual gate operation is less than  $10^{-4}$  [10]. A straight forward way of including quantum error detection in the proposed scheme is to measure the population that has accumulated in the states  $|20i$ ,  $|21i$ ,  $|10i$  and  $|11i$  at the end of each gate. Under the condition that no population is found in these states the fidelity of the

gate operation becomes very close to unity for the initial qubit state  $|0i$ , as shown in Figure 3(a). For all other basis states,  $|10i$  and  $|11i$ , even optimal fidelities  $F = 1$  are obtained. If the readout is performed in such a way that gate failure leads to emission of photons at a high rate, then this can easily be detected and the whole computation can be repeated if necessary.

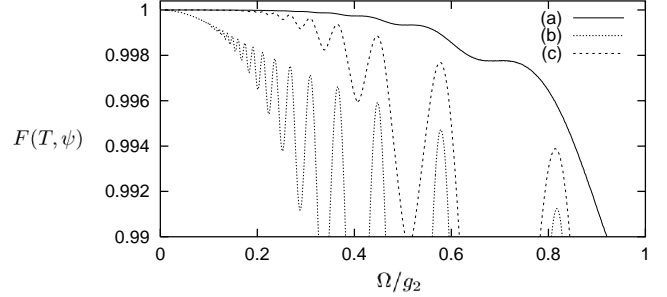


FIG. 3. Fidelity of a single phase gate under the condition of no photon emission as a function of  $\Omega/g_2$  and for the initial qubit state  $|i\rangle = |1i$ . In (a) an error detection measurement is made at the end of the gate while the system is continuously monitored with  $g_3 = g_2$ ,  $\gamma_3 = 50g_2$  during the whole gate operation in (b) and for an additional time  $T$  afterwards in (c).

Readout of unwanted states requires a laser field that couples the atomic ground state  $|1i$  with detuning and coupling strength  $g_3$  to an auxiliary state  $|3i$  and the laser field that excites the atomic 1-2 transition with the same detuning. In addition, populating  $|3i$  should lead to emission of many photons. This is the case if, for instance, one strongly couples level 3 to a rapidly decaying fourth level so that populating  $|3i$  leads to a "macroscopic light period" [11] (for details see [12]). However, such a measurement takes much longer than  $1/g_3$  and for  $g_2 \ll g_3$  much longer than  $T$ . On the other hand, one should keep the duration of the computation as short as possible to avoid heating and other decoherence processes.

To shorten the gate operation time (including a transition period at the end), we therefore propose that the desired time evolution (3) of the system already be stabilised during the gate operation by using dissipation. This is achieved by continuously applying coupling to the auxiliary state  $|3i$ , as shown in Figure 4. Let us denote the (effective) spontaneous decay rate of level 3 as  $\gamma_3$  and assume  $g_3 \ll \gamma_3$  and  $10g_2 < \gamma_3 < 100g_2$ . The basic mechanism of the improved level scheme is that observing for emitted photons implements a (conditional) no-photon time evolution, thus resulting in continuous damping of the unwanted population in the states  $|20i$  and  $|21i$ . This holds even if the Rabi frequency is chosen about the same size as the coupling constant  $g_2$ . Without stabilisation of the scheme by dissipation, the time evolution of the system would become non-adiabatic in this case. As long as the amplitudes  $c_{020}$  and  $c_{021}$  are

negligible, the time evolution of the other states resembles the desired phase gate, as can be seen from (2).

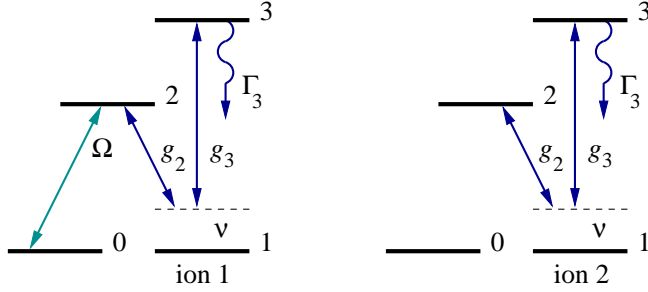


FIG. 4. Level scheme of a dissipation-assisted phase gate with cold trapped ions. In addition to the basic setup shown in Figure 1, a strong laser field couples the atomic state  $|j_i\rangle$  with detuning  $\Omega$  to a rapidly decaying state  $|j_i\rangle$ .

To describe the time evolution of the system under the condition of no photon emission, we use in the following the Schrödinger equation with the conditional Hamiltonian  $H_{\text{cond}}$ . As predicted by the quantum jump approach [13], the norm of a vector developing with this non-Hermitian Hamiltonian decreases in general with time and  $P_0(T; \psi) = \|U_{\text{cond}}(T; 0) \psi\|^2$  is the probability of no photon emission in  $(0; T)$  if  $|j_i\rangle$  is the initial state of the system. For the level configuration shown in Figure 4 the conditional Hamiltonian equals

$$H_{\text{cond}} = \sum_{i=1}^2 \sum_{j=2}^3 \left( g_j |j_i\rangle \langle j_i| h_j |j_i\rangle \langle j_i| + \frac{1}{2} \Omega |j_i\rangle \langle j_i| h_j |j_i\rangle \langle j_i| \right) \quad (6)$$

Figure 3 results from a numerical solution of the time evolution (6) of the system and shows the fidelity of a single phase gate under the condition of no photon emission. As an example we assumed only the qubit states  $|j_i\rangle$  as the initial state. Compared with the basic scheme without dissipation, the deviation of the fidelity from unity is already decreased by a factor of about two if one stabilises the time evolution of the system during the gate operation. Higher fidelities are obtained if the stabilisation of the scheme is kept for another time  $T$  after the end of the gate. For arbitrary initial states one then has  $F(T; \psi) > 99.9\%$  if  $\Omega < 0.16g_2$ , which implies an operation time of  $2T > 111/g_2$ . To improve the fidelity further without increasing the total gate duration more than necessary, one should not lengthen the readout of the population in unwanted states at the end of the gate but decrease the Rabi frequency and perform the operation more slowly.

The price one has to pay for improvement of the precision of the phase gate is that now photon emission might occur. Then the gate operation would have failed. Let us first estimate the probability of finding the result of a computation nevertheless. The probability of implementing an algorithm of  $N$  gates faultlessly is  $P_0^N$  and grows

exponentially with  $N$ . On the other hand, if one always knows whether an algorithm has failed or not, the computation can be repeated until a result is obtained. The probability of not yet having a result after  $M$  attempts is

$$P_{\text{no result}} = 1 - P_0^N : \quad (7)$$

For large  $N$  this probability equals  $e^{-c}$  if one chooses  $M = cP_0^N$  while, for small  $N$  and  $M$ , the failure rate  $P_{\text{no result}}$  is in general small if  $P_0$  is close to unity. For instance, if  $P_0 = 95\%$  and an algorithm with  $N = 50$  gates is performed, then repeating the computation 50 times already gives a success rate above 98%.

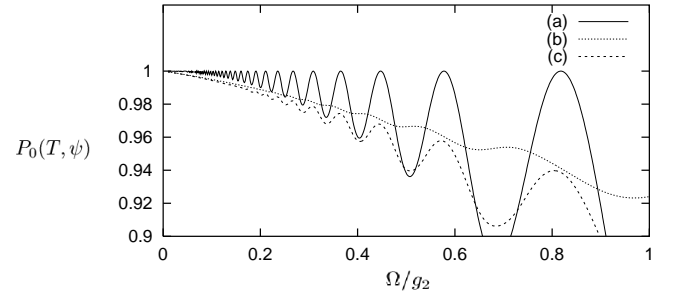


FIG. 5. Success rate of a single phase gate  $P_0(T; \psi)$  as a function of  $\Omega/g_2$  for the initial qubit state  $|j_i\rangle$  and for the same setups as in Figure 3.

The success rate of a single gate operation for the initial qubit state  $|j_i\rangle$  is given in Figure 5 with the same parameters as in Figure 3. If one corrects the result of the computation only at the end of the gate, then  $P_0(T; \psi)$  equals the fidelity of the basic scheme without dissipation to very good approximation and is above 90% for nearly all the parameters  $\Omega < g_2$ . If the system is coupled to the rapidly decaying atomic state  $|j_i\rangle$  during the gate operation, then the gate success rate is on average only slightly lower. For  $\Omega < 0.5g_2$  one has  $P_0(T; \psi) > 90\%$  for arbitrary initial states, while for the qubit states  $|j_{0i}\rangle$  and  $|j_{1i}\rangle$  one has  $P_0(T; \psi) = 1$ .

To give an indication why including the possibility of spontaneous photon emission into a scheme leads to only a slight increase of the error rate, let us compare the system with another quantum computing scheme that uses dissipation. In [14] the parameters were chosen such that the effect of the environment on the system, consisting of two atoms inside a leaky cavity, is the same as the effect of continuous ideal measurements whether the system is in a decoherence-free state or not. For such a setup the quantum Zeno effect predicts that the time evolution out of a decoherence-free subspace is strongly inhibited and the probability of gate failure is very close to zero. Here the effect of the environment resembles only a partial quantum Zeno effect. Dissipation can still be used to improve the fidelity of gate operations without significantly

increasing the gate failure rate. This is a very important result and reveals that quantum error correction [10] should in general be combined with stabilisation of the desired time evolution. In addition, the idea of combining adiabatic processes with dissipation can be used to construct simple, fast and precise quantum gates.

Another two-qubit gate that can easily be realised with the same experimental setup is SWAP operation. This gate exchanges the states of two qubits without the corresponding ions having to change their places physically. Compared with the above phase gate, its implementation does not require individual laser addressing. To realise SWAP operation, the laser field with Rabi frequency should address both ions simultaneously. To improve the gate fidelity, the same ideas as described above can be used. By analogy with (6), the conditional Hamiltonian of the system is now given by

$$H_{\text{cond}} = \sum_{i=1}^2 \sum_{j=2}^2 \frac{X_i^2 X_j^2}{2} i\gamma_j |1_i\rangle\langle 1_j| + \frac{1}{2} \sum_{i=1}^2 |1_i\rangle\langle 2_j| + \text{h.c.} \\ + \frac{1}{2} \sum_{i=2}^2 |3_i\rangle\langle 3_j| \quad (8)$$

Proceeding as above leads to the effective Hamiltonian

$$H_{\text{eff}} = \frac{1}{2} \sum_{i=1}^2 \sum_{j=2}^2 |0\rangle\langle 1|_i |0\rangle\langle 1|_j + \text{h.c.} \quad (9)$$

and if  $T = 2/\gamma$  is chosen, then the time evolution of the system exchanges the amplitudes of the qubit states  $|0\rangle$  and  $|1\rangle$  of the initial state. Deviations of the fidelity from unity are, for the same parameter regime as considered above, about the same size as for the proposed phase gate since implementation of the two gates is very similar. The same applies to the improvement of the gate precision that can be achieved with the help of dissipation and to the gate success rates.

The main factor limiting the speed of the proposed quantum computing scheme is the condition  $g_2^2 \ll \gamma^2$ . To avoid this condition for the phase gate [2] and be able to speed up the gate operation time by making  $g_2$  about the same size as the phonon frequency  $\gamma$ , it has been proposed that strong laser fields with a certain Rabi frequency be used [4]. Exactly the same trick, viz. using the transformation (5) of [4] combined with appropriate detuning of the laser field exciting the atomic 0-2 transition, can be used here in order to speed up the proposed quantum gates by a factor equal to the inverse of the Lamb-Dicke parameter  $\eta$ . For another modification of [2] which allows faster gates see also [15].

Summarising, we have shown that by stabilising adiabatic processes with the help of dissipation channels simple and precise gates for quantum computing can be constructed with gate operation times of about the same order of magnitude as the inverse coupling constant of the qubits to a common field mode. Introducing

the possibility of spontaneous emission into a system can improve the gate fidelity by a few orders of magnitude without significantly increasing the error rate of the scheme and should therefore be used as well as quantum error correcting codes to assure that quantum computer ever work fault-tolerantly. As an example we discussed the implementation of a two-qubit phase gate and SWAP operation with cold trapped ions. Details about how such schemes can be constructed in general will be given in [12] and can also be applied to other systems with high spontaneous decay rates and non-trivial decoherence-free states.

Acknowledgment. The author would like to thank W. Lange, J. Pachos and H. Walther for interesting discussions and for careful reading of the manuscript.

- 
- [1] G. Birkl, S. Kassner, and H. Walther, *Nature* 357, 310 (1992); M. Drewsen, C. Brodersen, L. Homeier, J. S. Hangst, and J. P. Schiffer *Phys. Rev. Lett.* 81, 2878 (1998).
  - [2] J. I. Cirac and P. Zoller, *Phys. Rev. Lett.* 74, 4091 (1995).
  - [3] C. Monroe, D. Leibfried, B. E. King, D. M. Meekhof, W. M. Itano, and D. J. Wineland, *Phys. Rev. A* 55, R2489 (1997).
  - [4] D. Jonathan, M. B. Plenio, and P. L. Knight, *Phys. Rev. A* 62, 042307 (2000).
  - [5] For a recent review on quantum computing with cold trapped ions see M. Sasura and V. Buzek, *J. Mod. Opt.* (in press).
  - [6] C. Monroe, D. M. Meekhof, B. E. King, W. M. Itano, and D. J. Wineland, *Phys. Rev. Lett.* 75, 4714 (1995).
  - [7] J. F. Poyatos, J. I. Cirac, and P. Zoller, *Phys. Rev. Lett.* 81, 1322 (1998); A. Sørensen and K. Mølmer, *Phys. Rev. Lett.* 82, 1971 (1999); S. Schneider, D. F. V. James, and G. J. Milburn, *J. Mod. Opt.* 47, 499 (2000); D. Jonathan and M. B. Plenio, *Phys. Rev. Lett.* 87, 127901 (2001).
  - [8] C. A. Sackett, D. Kielpinski, B. E. King, C. Langer, V. Meyer, C. J. Rowe, Q. A. Turchette, W. M. Itano, D. J. Wineland, and C. Monroe, *Nature* 404, 256 (2000).
  - [9] M. A. Rowe, D. Kielpinski, V. Meyer, C. A. Sackett, W. M. Itano, C. Monroe, and D. J. Wineland, *Nature* 409, 791 (2001).
  - [10] A. M. Steane, *Nature* 399, 124 (1999).
  - [11] H. G. Dehmelt, *Bull. Am. Phys. Soc.* 20, 60 (1975).
  - [12] A. Beige, W. Lange, and H. Walther (in preparation).
  - [13] G. C. Hegerfeldt, *Phys. Rev. A* 47, 449 (1993).
  - [14] A. Beige, D. Braun, B. Tregenna, and P. L. Knight, *Phys. Rev. Lett.* 85, 1762 (2000); B. Tregenna, A. Beige, and P. L. Knight, *Phys. Rev. A* 65, 032305 (2002).
  - [15] A. Steane, C. F. Roos, D. Stevens, A. Mundt, D. Leibfried, F. Schmidt-Kaler, and R. Blatt, *Phys. Rev. A* 62, 042305 (2000).