

# Simulation of Markovian quantum dynamics on quantum logic networks

M. Koniorczyk<sup>1,2</sup>, V. Bužek<sup>3,4</sup>, P. Adam<sup>1,2</sup> and A. László<sup>5</sup>

<sup>1</sup>*Department of Nonlinear and Quantum Optics, Research Institute for Solid State Physics and Optics, Hungarian Academy of Sciences, P.O. Box 49, H-1525 Budapest, Hungary*

<sup>2</sup>*Institute of Physics, University of Pécs, Ifjúság út 6. H-7624 Pécs, Hungary*

<sup>3</sup>*Research Center for Quantum Information, Slovak Academy of Sciences Dúbravská cesta 9, 842 28 Bratislava, Slovakia*

<sup>4</sup>*Faculty of Informatics, Masaryk University, Botanická 68 a, Brno 602 00, Czech Republic*

<sup>5</sup>*Institute of Mathematics, University of Pécs, Ifjúság út 6. H-7624 Pécs, Hungary*

(February 9, 2020)

The possibility of simulating generators of Markovian dynamics of a qubit on a programmable quantum logic network of two qubits is studied. The restrictions imposed make the problem contain a tractable number of parameters, thus a complete picture of the procedure can be obtained. The aim of the simulation is to better understand the nature of a Markovian decoherence process.

PACS numbers: 03.67.-a, 03.67.Lx, 03.65.Yz

## I. INTRODUCTION

Quantum computing offers a new perspective in simulating physical systems [1,2]. While the simulation of a larger quantum system is intractable for a classical computer, it should be possible of course on a quantum computer. Quantum computers are, from a theoretical point of view, highly simplified quantum systems. A simulation of a real physical system on such an arrangement is therefore also interesting necessarily because of the usefulness of the simulation result, but also because it may reveal fundamental aspects of the real physical system, which may be obscure otherwise.

Maybe the most general problem of this kind would be the simulation of general quantum operations [3], the most general dynamics a quantum system can undergo. The idea is to represent the initial state of the system on a quantum bit array, and supplement it with another array embodying the environment. Subjecting this system to the effect of a quantum logic network, and dropping the environment bits, the resulting state of the data should be obtained. Naturally, having infinite resources, i.e. arbitrary number of “environment” bits, any operation can be carried out by realizing a unitary representation of the process. For a system with a  $k$  dimensional Hilbert space, this requires a  $k^2$  dimensional environment. Lloyd conjectured [4], that a general quantum operation on a system with a  $k$  dimensional Hilbert-space can be simulated with a  $k$ -dimensional environment, which may be in a mixed state initially. This conjecture was falsified by Terhal et al. [5], who give bounds to the dimensionality of the environment required to simulate certain quantum operations on a single qubit system. Zalka and Rieffel [6] give a simpler proof via explicit construction of counterexamples. More optimal possibilities for the simulation, such as closed loop schemes were discussed in detail in Refs. [7,8].

Programmable quantum gate arrays or quantum processors [9–12] provide another possible approach to the problem, which we shall refer to as programmed simulation. In this case, the parameters of the dynamics should be stored in the initial state of the “environment” (which play a role of the “program register” - see below). This method has at least two advantages: the same quantum circuit is applicable for several different operations, and the dynamics itself is stored in a quantum state, which may be teleported or preserved for later applications.

The quantum processor has two input registers, one storing the state of the system to be simulated (the “data register”), while the other contains the data of the operation to be performed. After the operation of the circuit, the remains of the program state in the program register may either be dropped or be subjected to a measurement. The latter is the probabilistic regime of the quantum processor. The result is accepted, if the measurement yields a given result. It was shown by Hillery et al. [11,12], that in this case, any operation can be implemented, though some of them with quite low probability of success. Recently Vidal et al. [13] have presented a probabilistic scheme implementing unitary transformations with rather high probability.

In this paper we restrict ourselves to the “deterministic” case, that is, the remains of the program register are dropped. Hillery et al. [14] have studied the possibility of implementing general quantum maps in such a scheme. They have shown, that there are certain limitations, e.g., an amplitude damping channel cannot be implemented.

The problem of simulating general dynamics on a general processor in the deterministic regime is a very unrestricted problem that may be approached many ways. Therefore we impose certain restrictions yielding a problem which involves a tractable number of parameters and possibilities, but is still general enough to widen one’s insight into the nature of the problem.

We focus here on a specific subset of quantum operations, namely Markovian dynamics. These processes are the most important ones in the description of quantum decoherence. The question of simulating Markovian dynamics in the quantum computing context was investigated by Bacon et al. recently [15]. As one of their main results, these authors provide a decomposition rule to build more complex dynamics from simpler “primitive” operations. On the other hand, Bacon et al. apply the formalism of Gorini, Kossakowski and Sudarshan (GKS) [16], providing an excellent framework for the treatment of Markovian processes. We approach the problem of simulating Markovian dynamics differently in a way that is related to programmable quantum gate arrays. We restrict ourselves to single qubit dynamics, with a single qubit program register. We intend to simulate the *generator* of Markovian dynamics on a programmable quantum logic array, as the generator characterizes the time evolution completely in this case. A single run of the processor simulates an infinitesimal time step.

As a further restriction we require that the length *infinitesimal time step* should be encoded into the initial state of the program register. We characterize most general dynamics, that can be simulated in this specific framework. It will turn out however, that the length of the infinitesimal time step is the only parameter that can be encoded into the program register under our restrictions. On the other hand, the small size of the program and data registers enable us to investigate *all kinds of processors* which may serve this purpose, therefore the most general Markovian dynamics can be characterized, which can be simulated.

The paper is organized as follows: in Section II we review some definitions concerning Markovian dynamics, introducing Lindbladians, the generators of the dynamics. In Section III the standard GKS matrix-representation introduced by Gorini, Kossakowski and Shudarsan in Ref. [16] is reviewed, and a practical recipe is given for finding the GKS matrix from of a Lindbladian operator in the one-qubit case, utilizing the affine representation. In Section IV the actual simulation scheme under consideration is introduced. Then in Section V the simulation procedure is analyzed, and the most general Markovian dynamics that can be simulated in this framework is characterized. A geometrical interpretation of the result is also given. In section VI the results are summarized and conclusions are drawn.

## II. MARKOVIAN DYNAMICS

In this Section we review the definition of Markovian semigroup and its generators very briefly. A precise definitions can be found in Ref. [15].

The most general operation, that a state of a qubit can undergo is described by a completely positive linear, trace preserving map acting on the set of density operators, also called a superoperator. This may be written in the Krauss-representation [3] as

$$\mathcal{E}(\varrho) = \sum_k E_k \varrho E_k^\dagger \quad (1)$$

where the  $E_k$ -s are positive operators such that  $\sum E_k^\dagger E_k = 1$ . This general representation is not the most appropriate for our purposes for several reasons. The Markovian nature of the process is obscure in this representation. Also, decomposition of superoperators to combination of others is rather difficult this way.

In order to introduce Markovian processes, one equips the set of superoperators with a continuous parameter  $t$  which is called time. Stationary and Markovian dynamics obey the property

$$\mathcal{E}_{t_1} \mathcal{E}_{t_2} = \mathcal{E}_{t_1+t_2}, \quad (2)$$

with  $t_1, t_2 > 0$ . The set of superoperators with property (2) form a one-parameter semigroup, the Markovian semigroup. We also require the property

$$\mathcal{E}_0 = \hat{1}, \quad (3)$$

(where  $\hat{1}$  stands for the identity superoperator) to hold.

The property in Eq. (2) enables us to define the generators of the semigroup as

$$\hat{L}(\varrho) = \lim_{t \rightarrow 0+0} \frac{\mathcal{E}_t(\varrho) - \varrho}{t}. \quad (4)$$

$\hat{L}$ , the so called Lindbladian, plays the role of a Hamiltonian in the sense

$$\mathcal{E}_t = \exp(\hat{L}t) = \lim_{n \rightarrow \infty} \left( \hat{1} - \frac{t}{n} \hat{L} \right)^{-n}, \quad (5)$$

from which follows, that

$$\frac{\partial \varrho(t)}{\partial t} = \hat{L}[\varrho(t)] \quad (6)$$

known as the master equation. In order to preserve the trace of the density matrix,  $\hat{L}\varrho$  should be traceless.

### III. STANDARD FORM OF LINDBLADIAN OPERATORS

Let us consider an operator  $\hat{L}$  acting on the Hilbert space of a qubit. The question arises, under what condition can this operator represent a Lindbladian operator, or more generally, what is a most general form of a Lindbladian. According to a theorem of Gorini, Kossakowski and Sudarshan (GKS) [16],  $\hat{L}$  is a Lindbladian representing Markovian dynamics of a qubit if and only if

$$\hat{L}(\varrho) = C_{i,j}([\hat{F}_i\varrho, \hat{F}_j^\dagger] + [\hat{F}_i, \varrho\hat{F}_j^\dagger]), \quad \hat{F}_i = \frac{1}{\sqrt{2}}\hat{\sigma}_i, \quad i, j = 1 \dots 3, \quad (7)$$

where the  $\hat{\sigma}$ -s are the Pauli-matrices. The matrix  $C_{i,j}$  is called the GKS matrix, and it contains all the information on the Lindbladian. In this Section we describe a method which, given an arbitrary function of a single-qubit density matrix  $\varrho$ , decides whether it is a Lindbladian, and extracts the GKS matrix from it. In order to do so we utilize the relation between the GKS matrix and the affine representation described also in [15]. It is worth reviewing this connection in somewhat more detail.

First we expand the density matrix on the basis of the three Pauli-matrices and the unit operator, introducing a real 3-vector  $\underline{r}$ :

$$\underline{r} = \begin{pmatrix} r_1 \\ r_2 \\ r_3 \end{pmatrix}, \quad \varrho = \frac{1}{2}\hat{1} + \sum_{i=1}^3 r_i \hat{\sigma}_i, \quad (8)$$

so that

$$\varrho = \begin{pmatrix} \frac{1}{2} + r_3 & r_1 - ir_2 \\ r_1 + ir_2 & \frac{1}{2} - r_3 \end{pmatrix}. \quad (9)$$

The vector  $\underline{r}$  is the half of the usual Bloch-vector representation, thus lies in a closed ball of radius 1/2 around the point zero. The most general linear function of  $\varrho$  yielding a traceless operator reads

$$\begin{aligned} \hat{L}\varrho = & (\alpha_{11}r_1 + \alpha_{12}r_2 + \alpha_{13}r_3 + \alpha_{14})\hat{\sigma}_1 + (\alpha_{21}r_1 + \alpha_{22}r_2 + \alpha_{23}r_3 + \alpha_{24})\hat{\sigma}_2 \\ & + (\alpha_{31}r_1 + \alpha_{32}r_2 + \alpha_{33}r_3 + \alpha_{34})\hat{\sigma}_3. \end{aligned} \quad (10)$$

Here the  $\alpha$  matrix contains all the information about  $\hat{L}$ , and its components can be simply obtained by expanding  $\hat{L}\varrho$  on the basis of Pauli-matrices.

Returning now to the GKS form in Eq. (7), it can be easily seen, that it is equivalent to

$$\begin{aligned} \hat{L}\varrho = & \sum_{i,j} C_{ij}(2\hat{F}_j\varrho\hat{F}_i - \varrho\hat{F}_j\hat{F}_i - \hat{F}_j\hat{F}_i\varrho) \\ & := \sum_{i,j} C_{ij}\hat{M}_{ij}(\varrho), \end{aligned} \quad (11)$$

from which by Hermitian conjugation and exploiting the Hermiticity of the Pauli matrices follow, that the GKS matrix is Hermitian:

$$C_{ij} = C_{ji}^*. \quad (12)$$

Meanwhile we have introduced the notation  $\hat{M}_{ij}(\varrho)$  for the summands. In order to exploit the benefit of Eq. (10), we need to evaluate these summands for all the Pauli-matrices and the unit operator. After some calculation we obtain

$$\begin{aligned} \hat{M}_{ij}(\hat{\sigma}_k) &= -2\delta_{ij}\hat{\sigma}_k + \delta_{ik}\hat{\sigma}_j + \delta_{jk}\hat{\sigma}_i, \\ \hat{M}_{ij}(\hat{1}) &= 2i\varepsilon_{ijk}\hat{\sigma}_k. \end{aligned} \quad (13)$$

Applying Eq. (13) on Eq. (10), and substituting into Eq. (11) we obtain

$$\begin{aligned}\hat{L}\varrho = & (-2(C_{22} + C_{33})r_1 + (C_{12} + C_{21})r_2 + (C_{13} + C_{31})r_3 + i(C_{23} - C_{32}))\hat{\sigma}_1 \\ & ((C_{12} + C_{21})r_1 - 2(C_{11} + C_{33})r_2 + (C_{13} + C_{31})r_3 + i(C_{31} - C_{13}))\hat{\sigma}_2 \\ & ((C_{13} + C_{31})r_1 + (C_{23} + C_{32})r_2 - 2(C_{11} + C_{22})r_3 + i(C_{12} - C_{21}))\hat{\sigma}_3.\end{aligned}\quad (14)$$

This is the affine representation of  $\hat{L}$ , mentioned in appendix B of Ref. [15]. Comparing Eqs. (10) and (14), one can obtain the elements of the GKS matrix for any given operator  $\hat{L}$ . If one obtains contradiction from these equations, then the actual  $\hat{L}$  under consideration does not describe Markovian dynamics.

We have thus described a practical recipe to verify the Markovian nature of any dynamics given by its generator, and obtain its standard GKS form. This will be applied in our simulation problem.

#### IV. THE SIMULATION SCHEME

In this Section we specify the “quantum hardware” on which our simulation should “run”. We show, that our assumptions lead to a rather general and universal formulation of the problem.

The devices under consideration are quantum networks acting on a set of  $N$  qubits. Such networks are described by unitary operators  $U \in SU(2^N)$ . Initially the register is prepared in a given state, and it is sent to the network. After the operation of a network, some qubits may be measured along some orthonormal basis, some of them may be omitted, and some of them may be further processed by another network, possibly supplemented with some other, previously prepared qubits.

Our aim is to simulate Lindbladian operators: generators of Markovian semigroups on such devices. Therefore, the concept of *infinitesimal time step* has unavoidably to be included in our consideration. One may consider Hamiltonian description of the unitary time evolution. This approach is not suitable for our aims, as the Hamiltonian describes certain physical interactions. We do not intend to build a device which is a kind of replica of a process to be simulated, but to make a quantum system act as if it was subjected to some Markovian evolution in a controlled way, as an effect of some standard quantum network. Comparing with the classical case, the Hamiltonian formalism would be similar to the application of analog computing method instead of a digital computer.

The physical system we intend to investigate is a two-level system, thus it is rather natural to reserve a qubit to represent it. This we shall call the *data register*. Of course we need some other qubits, which will be responsible for the simulation. These constitute the *program register*. The quantum circuit, which we shall call *processor*, acts on the data and program registers. After the action the program register will be dropped, restricting ourselves to the deterministic regime, thus the program register will be dropped after each run of the processor.

We have two possibilities to encode the physical parameters describing the dynamics (including the time step): these may be encoded into the parameters of the program state, or the parameters of the processor. It would be desirable to encode as many parameters as possible into the program state. Thereby we may obtain an universal device in the sense that the same network can simulate many kinds of dynamics. At least time step will be encoded into the program state.

We consider a single qubit program register. This restriction is introduced in order to keep the number of parameters treatable. The method can be extended for more qubit programs, but results are less expressive.

The scheme is depicted in Fig.1. The first bit contains the program, which is most generally

$$|\Psi_{\text{prog}}\rangle = \sqrt{1 - \varepsilon^2}e^{i\chi}|0\rangle + \varepsilon|1\rangle, \quad 0 \leq \varepsilon \leq 1, \quad \chi \text{ real.} \quad (15)$$

We don't consider mixed program states here, we want to study how decoherence associated with Markovian processes appears purely quantum-mechanically, and a mixed program state would imply some prescribed classical stochasticity. The input data is in bit 2, in the state  $\varrho_{\text{in}}$ . After the operation of the processor, the contents of the program register are dropped, and bit 2 contains the output

$$\varrho_{\text{out}} = \text{Tr}_1 \left( \hat{U}(|\Psi_{\text{prog}}\rangle\langle\Psi_{\text{prog}}| \otimes \varrho_{\text{in}})U^\dagger \right) \quad (16)$$

which is passed for further processing.

## V. SIMULATION OF LINDBLADIANS

As we intend to simulate a generator, we expect a single run of processor to simulate a small time step:

$$\varrho_{\text{out}} = \varrho_{\text{in}} + \hat{L}\varrho_{\text{in}}dt + \mathcal{O}(dt^2), \quad (17)$$

where  $dt$  should be encoded in  $|\Psi_{\text{prog}}\rangle$ . The entire evolution can then be obtained by running this process many many times, thereby obtaining the time evolution approximately. This implements the equidistant first order Euler method [17] of solving Eq. (6), but time step, and thereby the *accuracy* is encoded quantum mechanically. The finite time duration  $t$  is the number of repetitions times  $dt$ , thus it is encoded mainly classically. Of course, the simulation is completely accurate if  $dt \rightarrow 0$ , and the number of repetitions tends to infinity. We remark here, that simulation of decoherence mechanisms with an array of quantum gates has proven to be fruitful in other problems too [18,19].

Physically, the simulation scheme can be envisaged as a simple collision model: The data qubit is represented by a physical system localized in space. It interacts with flying program bits represented by e.g. spin of particles emerging from an oven. Each program bit causes the system to evolve a small time step further.

Returning to simulation of the Lindbladian it follows then from Eq. (17), that there must exist a program state, for which  $dt = 0$ , and thus  $\varrho_{\text{out}} = \varrho_{\text{in}}$ , in the quantum processor terminology we would say the processor implements the unit operator. It is a natural requirement for a semigroup simulation. We choose the basis state  $|0\rangle$  for this purpose. It is clear then, that the parameter  $\varepsilon$  will be connected with the time step  $dt$  which is still to be defined. For small values of  $\varepsilon$ , the interaction between the program and the data remains “small”, as desired. Thus our scheme is to some extent similar to the idea of simulating a reservoir with beam-splitters of transmittance around unity in quantum optics [20] or a quantum homogenization processes as described in Ref. [19]. The most general processor that is possible under such circumstances is

$$\hat{U} = \begin{pmatrix} e^{-i\xi} & 0 & 0 & 0 \\ 0 & e^{-i\xi} & 0 & 0 \\ 0 & 0 & ce^{i(\theta+\xi)} & se^{i(\phi+\xi)} \\ 0 & 0 & -se^{i(-\phi+\xi)} & ce^{i(-\theta+\xi)} \end{pmatrix}, \quad (18)$$

where  $c^2 + s^2 = 1$ . This is a controlled-U gate. The lower right corner is an  $U(2)$  block: an  $SU(2)$  block multiplied by  $e^{i\chi}$ . Thus the processor itself has the three  $SU(2)$  parameters  $c, \theta, \phi$ , and an additional phase  $\xi$  which can be used to encode parameters of the dynamics. Evaluating Eq. (17) with a generic input data state of Eq. (9), and program of Eq. (15), we obtain

$$\varrho_{\text{out}} = \varrho_{\text{in}} + (\hat{L}\varrho)\varepsilon^2, \quad (19)$$

where

$$\begin{aligned} (\hat{L}\varrho)_{11} &= -(\hat{L}\varrho)_{22} = 2cs(\cos(\theta - \phi)r_1 + \sin(\theta - \phi)r_2) - 2s^2r_3 \\ (\hat{L}\varrho)_{12} &= (\hat{L}\varrho)_{21}^* = (-ir_2 - r_1) + c^2e^{-2i\theta}(r_1 + ir_2) - s^2e^{-2i\phi}(r_1 - ir_2) - 2csr_3e^{-i(\theta+\phi)}. \end{aligned} \quad (20)$$

It is then obvious to define  $dt \propto \varepsilon^2$ . It is possible to define a scaling of time classically here, which can be related by the effective coupling strength between the “reservoir” and the system undergoing simulated dynamics. In sake of convenience, we define  $dt = \varepsilon^2$  here, with the remark, that  $dt$  is the time step possibly scaled by an interaction strength. As regards for the free parameters,  $\psi$  of the program state and  $\xi$  of the processor do not appear, therefore we can encode the parameters the generator  $\hat{L}$ , and thereby those of dynamics only into the three  $SU(2)$  parameters  $\theta, \phi$  and  $s$ . This situation is specific for the single-qubit program register.

The question is now whether the operator defined this way is really a Lindbladian, and if it is, what is the GKS representation of it. In order to answer these questions we apply the method described in Section III.

Comparing Eqs. (10) and (20), one notices, that all the summands in  $\hat{L}\varrho$  contain one of the  $r_i$ -s. This means according to Eq. (14), that the off-diagonal elements of the GKS matrix are real. Together with the Hermiticity of the GKS matrix, we can conclude, that only symmetric and real GKS matrices can be simulated this way. It is important to note that in the one-qubit case real GKS matrices describe *unital* dynamics, which preserves the unit density matrix:

$$\hat{L}\hat{I} = 0. \quad (21)$$

One of the consequences of this last equation is that the total mixture (represented by  $\hat{I}$ ) is preserved during the Markovian process characterized by real GKS matrices. Thus we can conclude, that only unital dynamics can be

simulated in a single qubit ancilla. It is not the case if one has a larger program space, thus the dimensionality of the “environment” modifies the process qualitatively.

In order to obtain the GKS matrix itself, we expand  $\hat{L}\rho$  on the basis of Pauli-matrices, and obtain the  $\alpha$  matrix of Eq. (10). It is now a  $3 \times 3$  matrix because of the symmetry of the GKS matrix, which can be calculated from Eq. (20) in a straightforward way. Possessing these data, we may define a matrix

$$\tilde{C} = \begin{pmatrix} -\frac{1}{4}(\alpha_{2,2} + \alpha_{3,3} - \alpha_{1,1}) & \frac{1}{2}\alpha_{1,2} & \frac{1}{2}\alpha_{1,3} \\ \frac{1}{2}\alpha_{2,1} & -\frac{1}{4}(\alpha_{1,1} + \alpha_{3,3} - \alpha_{2,2}) & \frac{1}{2}\alpha_{2,3} \\ \frac{1}{2}\alpha_{3,1} & \frac{1}{2}\alpha_{3,2} & -\frac{1}{4}(\alpha_{1,1} + \alpha_{2,2} - \alpha_{3,3}) \end{pmatrix} \quad (22)$$

If we find  $\tilde{C}_{ij} = \tilde{C}_{ji}$ , we have Markovian dynamics, and  $\tilde{C}$  is the corresponding GKS matrix.

In order to estimate whether  $\tilde{C}$  is symmetric, we introduce a positive semidefinite parameter

$$\Xi = |\tilde{C}_{12} - \tilde{C}_{21}| + |\tilde{C}_{23} - \tilde{C}_{32}| + |\tilde{C}_{13} - \tilde{C}_{31}|, \quad (23)$$

the sum of the distance of off-diagonal elements from each other. The matrix  $\tilde{C}$  is symmetric if and only if  $\Xi$  is zero. Instead of quoting the general form of this parameter, which would rather lengthy, we show a few plots to illustrate the behavior of  $\Xi$ . In Figure 2, we plot the dependence of  $\Xi$  on the  $SU(2)$  phase parameters  $\theta, \phi$  for a fixed value  $c = \frac{1}{\sqrt{2}}$ . Another figure shows the dependence on the non-Markovity parameter  $\Xi$  as a function of one of the phase parameters, and the “amplitude” parameter  $c$ , while the other phase-parameter is fixed. The figure suggests that a Markovian process is simulated if and only if  $\theta = \frac{\pi}{2}$  or  $\frac{3\pi}{2}$ .

There is another case when  $\tilde{C}$  is symmetric ( $c = 1$ ), and  $\theta = 0$  or  $\pi$ , but it yields a zero GKS matrix, as the corresponding  $U$  is mainly the identity. An animation was made to examine the dependence of the behavior of  $\Xi$  on all three parameters, which has confirmed this result. This can also be verified analytically.

Thus the most general quantum network that simulates Markovian dynamics in our scheme is described by the matrix

$$U_{\pm} = \begin{pmatrix} 1 & 0 & 0 & 0 \\ 0 & 1 & 0 & 0 \\ 0 & 0 & \pm ic & se^{i\phi} \\ 0 & 0 & -se^{-i\phi} & \mp ic \end{pmatrix}, \quad (24)$$

and the simulated GKS matrix is

$$C_{\pm} = \begin{pmatrix} s^2 \sin(\phi)^2 & \frac{s^2}{2} \sin(2\phi) & \pm cs \sin(\phi) \\ \frac{s^2}{2} \sin(2\phi) & s^2 \cos(\phi)^2 & \pm cs \cos(\phi) \\ \pm cs \sin(\phi) & \pm cs \cos(\phi) & c^2 \end{pmatrix}. \quad (25)$$

This matrix describes all possible dynamics that a single-qubit environment can provide.

The matrix in Eq. (25) can be interpreted as follows. Consider a unitary operator  $\mathcal{U} \in SU(2)$  acting on the qubit’s Hilbert space, and a superoperator  $\mathcal{E}$ , which describes unitary evolution described by the GKS matrix  $C$ . According to Ref. [15] *unitary conjugation* of a superoperator  $\mathcal{E}$ , that is,

$$\mathcal{E}' = \mathcal{U}^\dagger \mathcal{E} \mathcal{U}, \quad (26)$$

yields another superoperator describing Markovian dynamics as well. The resulting GKS matrix is

$$C' = \mathcal{R}^\dagger C \mathcal{R}, \quad (27)$$

where  $\mathcal{R}$  is the element of  $SO(3)$ , the adjoint representation of  $SU(2)$  corresponding to  $\mathcal{U}$ . Thus  $\mathcal{R}$  is a real 3-rotation, which can be visualized as a rotation in the Bloch-sphere picture. The effect of unitary conjugation is to apply the same operation on a transformed basis.

Consider now the operator

$$\mathcal{R}_{\Theta, \Phi} = \begin{pmatrix} \cos(\Phi) & -\sin(\Phi) & 0 \\ \sin(\Phi) \cos(\Theta) & \cos(\Phi) \cos(\Theta) & -\sin(\Theta) \\ \sin(\Phi) \sin(\Theta) & \cos(\Phi) \sin(\Theta) & \cos(\Theta) \end{pmatrix}, \quad (28)$$

which transforms the  $z$ -axis of the Bloch-sphere into a direction described by the spherical coordinates  $\Theta, \Phi$ . Considering a phase damping about the original  $z$  axis,

$$C_{\text{pd}} = \begin{pmatrix} 0 & 0 & 0 \\ 0 & 0 & 0 \\ 0 & 0 & 1 \end{pmatrix}, \quad (29)$$

it can be found that by setting

$$s = \sin(\pm\Theta), \quad \phi = \Phi, \quad (30)$$

one finds that the GKS matrix of Eq. (25) is

$$C_{\pm} = \mathcal{R}_{\Theta, \Phi}^{\dagger} C_{\text{pd}} \mathcal{R}_{\Theta, \Phi}. \quad (31)$$

This latter equation explains the physical meaning of the GKS matrix  $C_{\pm}$  simulated by our arrangement: it is a phase damping about an arbitrary axis.

We have thus found, that the most general Markovian dynamics, that can be simulated by applying a single qubit ancilla in probabilistic regime, and encoding the time step ( $dt$  or  $\varepsilon$ ) into the ancillary program state is characterized by the Lindbladian given in Eq. (25), which describes a phase damping about an arbitrary axis.

## VI. SUMMARY

We have introduced a general quantum computational scheme for the simulation of a generator of Markovian dynamics on a qubit, where the value of the infinitesimal time step is encoded in a quantum state at the input of the device. We have described the capabilities of the arrangement if the ancilla to be applied is restricted to a single qubit by characterizing the most general Lindbladian that can be simulated. We have found that under these restrictions, a phase damping about an arbitrary axis can be simulated.

The analysis can be carried out for ancillas of larger size but in that case, the number of free parameters grows, and the problem is less transparent. We remark, that the two-qubit program state enables non-unital dynamics as well.

The inevitable advantage of this method compared with a classical simulation of quantum dynamics is that it works for any, even unknown initial state, which may emerge as an output of another quantum calculation.

The scheme described here leads to a unitary representation of Lindbladians that can be simulated this way. Similar schemes may be useful in classical numerical simulations as well: an alternative way of evaluating the effect of the Lindbladian in an elementary time step of e.g. a Runge-Kutta method is to apply the appropriate unitary operator to the system and an ancillary state encoding the small time step, and tracing out in the ancilla.

The main concern of the consideration was to show a rather simple example which helps understanding the nature of Markovian dynamics, showing the limitations of imposed by the reduced dimensionality of the environment.

## ACKNOWLEDGMENTS

This work was supported by the Research Fund of Hungary (OTKA) under contract No. T034484, and the EU project EQUIP (IST-1999-11053). We thank Mario Ziman for useful discussions.

- 
- [1] Y. Manin, *Computable and uncomputable*, Sovetskoye Radio, Moscow, 1980.
  - [2] R. P. Feynman, *Int. J. Theor. Phys.* **21**, 467 (1982).
  - [3] K. Krauss, *States, Effects and Operations: Fundamental Notions of Quantum Theory* (Springer Verlag, Berlin, 1983).
  - [4] S. Lloyd, *Science* **273**, 1073 (1996).
  - [5] B. M. Terhal *et al.*, *Phys. Rev. A* **60**, 881 (1999).
  - [6] C. Zalka and E. Rieffel, *J. Math. Phys.* **43**, 4376 (2002).
  - [7] L. Viola, S. Lloyd, and E. Knill, *Phys. Rev. Lett.* **83**, 4888 (1999).
  - [8] S. Lloyd and L. Viola, *Phys. Rev. A* **65**, 010101 (2002).
  - [9] M. A. Nielsen and I. L. Chuang, *Phys. Rev. Lett.* **79**, 321 (1997).
  - [10] G. Vidal, L. Masanes, and J. Cirac, e-print (2001), quant-ph/0102037.
  - [11] M. Hillery, V. Buzek, and M. Ziman, *Fortschritte Phys.-Prog. Phys.* **49**, 987 (2001).

- [12] M. Hillery, V. Bužek, and M. Ziman, Phys. Rev. A **65**, 022301 (2002).
- [13] G. Vidal, L. Masanes, and J. I. Cirac, Phys. Rev. Lett. **88**, 047905 (2002).
- [14] M. Hillery, M. Ziman, and V. Bužek, Phys. Rev. A **66**, 042302 (2002).
- [15] D. Bacon *et al.*, Phys. Rev. A **64**, 062302 (2001).
- [16] V. Gorini, A. Kossakowski, and E. C. G. Sudarshan, J. Math. Phys **17**, 821 (1976).
- [17] W. H. Press, S. A. Teukolsky, W. T. Vetterling, and B. P. Flannery, *Numerical recipes in Fortran 77* (Cambridge University press, Cambridge, 1992).
- [18] V. Scarani *et al.*, Phys. Rev. Lett. **88**, 097905 (2002).
- [19] M. Ziman *et al.*, Phys. Rev. A **65**, 042105 (2002).
- [20] M. S. Kim and N. Imoto, Phys. Rev. A **52**, 2401 (1995).

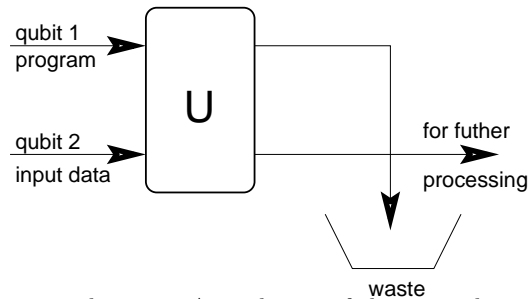


FIG. 1. The quantum network under consideration. A single run of the network simulates an infinitesimal time-step in the evolution.

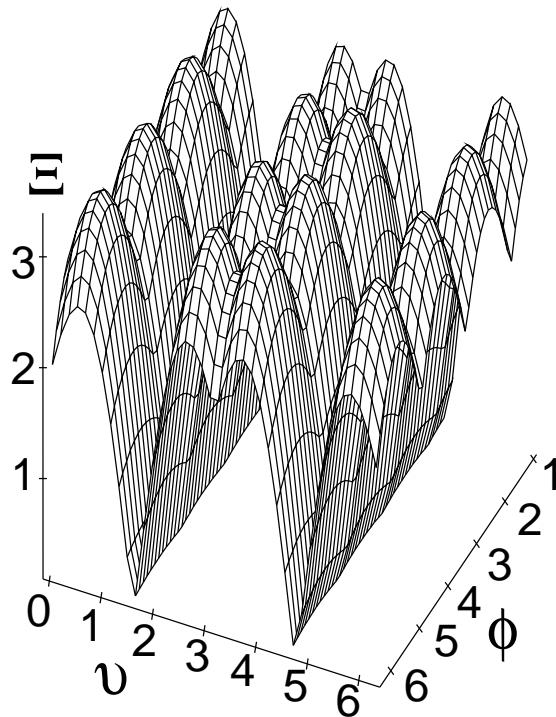


FIG. 2. Dependence of the non-Markovity parameter  $\Xi$  given by Eq. (23) on the  $SU(2)$  phase-parameters, with  $c = s = \frac{1}{\sqrt{2}}$ .



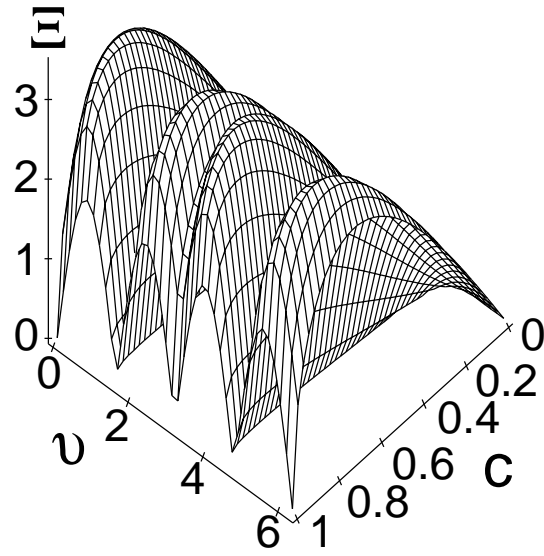


FIG. 3. Dependence of the non-Markovity parameter  $\Xi$  given by Eq. (23) on the parameters  $c$  and  $\theta$ , with the value of  $\phi = \frac{\pi}{4}$ .